



PCB terminal, Push-in connection, No. of poles: 8, Width: 89.75 mm, Colour: Green

### Business data

Article number	14498.1
Article name	PBK 5/8/11,50-H GN
GTIN (EAN)	4044211192693
Colour	Green
Packaging unit	50
Quantity unit	PC
Packaging type	Carton
Type of banding	Without
Weight per piece (not including packaging)	39.6 g
Weight per piece (including packaging)	39.6 g
Unit of weight	G
Customs number	85369010
Country of origin	QU

### Technical data

#### Dimensions

Length	24.15 mm
Length of the pin	4.6 mm
Width	89.75 mm
Width left	6.6 mm
Width right	2.65 mm
Height	19.6 mm
Drill hole diameter	2.1 mm
Diameter of connecting pin	0.8 mm
Pitch	11.5 mm

#### Ratings

Rated voltage	1000 V
Rated current	41 A
Rated cross-section	6 mm <sup>2</sup>
Rated impulse voltage	3.5 kV
Overvoltage category	III
Contamination degree	3

#### Connection data

Connection principle	Push-in connection
Connection type of PCB	Connecting contact
Type of attachment to circuit board	Solder connection
Angle of PCB/wire connection	0°/180° (horizontal)
No. of poles	8
Number of levels	1
Wire cross-section single-core (rigid) / stranded, min.	0.2 mm <sup>2</sup>
Wire cross-section single core (rigid)/stranded, max.	10 mm <sup>2</sup>
Wire cross-section stranded, min.	0.2 mm <sup>2</sup>
Wire cross-section stranded, max.	6 mm <sup>2</sup>
Wire cross-section stranded with wire-end ferrules, min.	0.25 mm <sup>2</sup>
Wire cross-section stranded with wire-end ferrules, max.	6 mm <sup>2</sup>
Wire cross-section AWG, min.	24
Wire cross-section AWG, max.	8
Stripping length	15 mm

### Technical data

#### Materials

Insulation housing	Polyamide 6.6
Flammability class UL 94	V-0
Working temperature, min.	-30 °C
Working temperature, max.	105 °C
Terminal spring	Stainless steel
Soldering lug	Copper alloy

#### Further technical data

Storage temperature, min.	-40 °C
Storage temperature, max.	105 °C
Insulation resistance	1*10 <sup>13</sup> Ohm x cm
Creepage-current resistance	CTI 600
Glow wire flammability index GWFI	GWFI 850
GWFI after-glow time	30 Sek.
Glow wire ignition temperature GWIT	GWIT 775 °C
GWIT exposure time	5 Sek.
Connection cycles, in compliance with standard	10
Recommended wave soldering temperature	265 °C
Recommended wave soldering duration, min.	3 Sek.
Recommended wave soldering duration, max.	4 Sek.

#### Environmental Product Compliance

REACH Conform	yes
REACH Reference date	2022-06-10
REACH Candidate Substance Note	No
RoHS Conform	yes

### Approvals

#### cUL Recognized

cUL approval	CSA 22.2 No.158
cUL Usegroup B: rated voltage	600 V
cUL Usegroup B: rated current	35 A
cUL Usegroup C: rated voltage	600 V
cUL Usegroup C: rated current	35 A
cUL Usegroup D: rated voltage	600 V
cUL Usegroup D: rated current	5 A
cUL wire cross-section single-core (rigid) AWG, min.	24
cUL wire cross-section single-core (rigid) AWG, max.	8
cUL wire cross-section stranded AWG, min.	24
cUL wire cross-section stranded AWG, max.	8
cUL wire material	Cu
cUL Recognized	1

#### UL Recognized

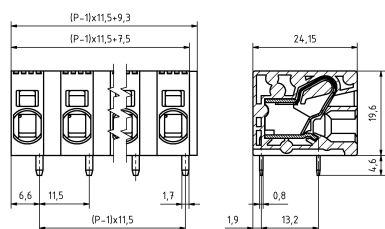
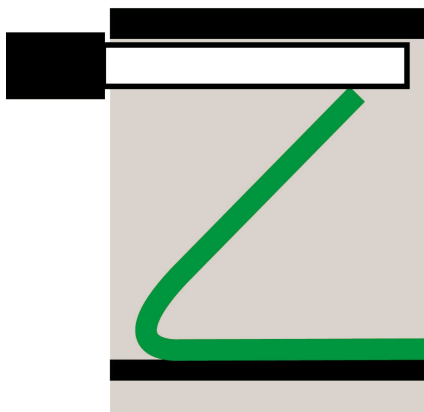
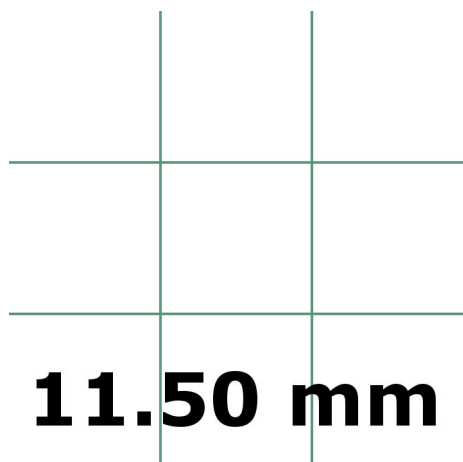
UL approval	UL 1059
UL Usegroup B: rated voltage	600 V
UL Usegroup B: rated current	35 A
UL Usegroup C: rated voltage	600 V
UL Usegroup C: rated current	35 A
UL Usegroup D: rated voltage	600 V
UL Usegroup D: rated current	5 A
UL wire cross-section single-core (rigid) AWG, min.	24
UL wire cross-section single-core (rigid) AWG, max.	8
UL wire cross-section stranded AWG, min.	24
UL wire cross-section stranded AWG, max.	8
UL wire material	Cu
UL factory wiring	1
UL field wiring	1
UL Recognized	1

### Approvals

#### VDE approval

VDE approval	DIN EN 60998
VDE approval granted	yes
VDE rated voltage	1000 V
VDE rated current	41 A
VDE rated current wire cross-section rigid, max.	41 A
VDE rated current wire cross-section stranded, max.	41 A
VDE rated impulse voltage	3.5 kV
VDE wire cross-section rigid, min.	0.2 mm <sup>2</sup>
VDE wire cross-section rigid, max.	10 mm <sup>2</sup>
VDE wire cross-section stranded, min.	0.2 mm <sup>2</sup>
VDE wire cross-section stranded, max.	6 mm <sup>2</sup>
VDE overvoltage category	III
VDE contamination degree	3

### Media



---

### Accessories

---