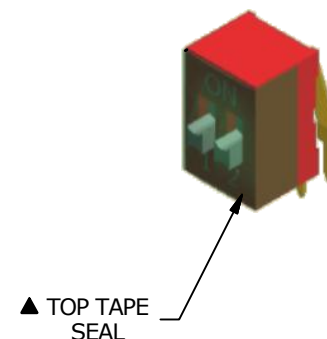
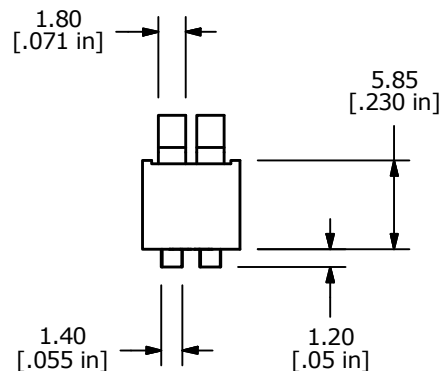
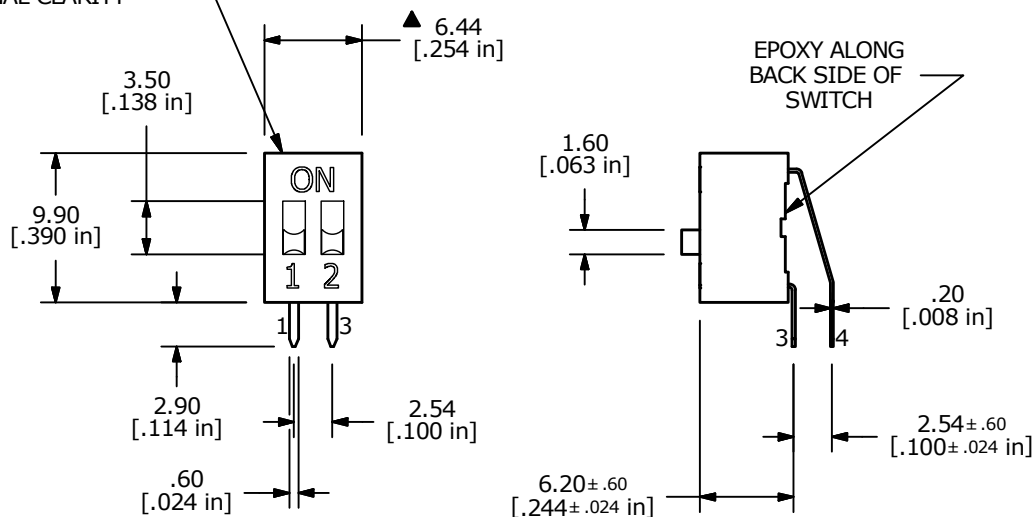


- NOTE:
1. ALL DIMENSIONS IN MM [INCH]
 2. GENERAL TOLERANCE: X.X = ±0.4
X.XX = ±0.25
 3. TERMINAL NUMBERS FOR REF ONLY
 4. PLATING MATERIAL: GOLD
 5. RATING: SWITCH: 25mA @ 24VDC
CARRY: 100mA @ 50VDC
 6. OPERATING LIFE: 2,000 CYCLES, EACH CIRCUIT
 7. INSULATION RESISTANCE: 100 MΩ min. @ 500VDC
 8. DIELECTRIC STRENGTH: 500 V RMS @SEA LEVEL.
 9. OPERATING FORCE: 1,000gf MAX.
 10. OPERATING TEMP: -40°C to 85°C
 11. CONTACT RESISTANCE: INITIAL: 50m Ω TYP. @ 2-4VDC @ 100mA
 - ▲ 12. PART SUPPLIED WITH ALL POLES IN THE "OFF" POSITION.
 13. ▲ DENOTES CRITICAL PARAMETER.
 14. 2011/65/EU (ROHS) COMPLIANT



TOP TAPE SEAL NOT SHOWN FOR DIMENSIONAL CLARITY



C	23015	update PCB Layout	9/27/17	MW
B	22976	Redrawn, New Switch Body	8/8/17	rc
REV	PCR NO	DESCRIPTION	DATE	BY

TITLE KAS2102ET				
SCALE	DATE	DR	DWG	REV
2:1	8/8/2017	rc	N321021	C

THE INFORMATION CONTAINED IN THIS DOCUMENT IS PROPRIETARY TO E-SWITCH AND IS NOT TO BE COPIED OR TRANSFERRED