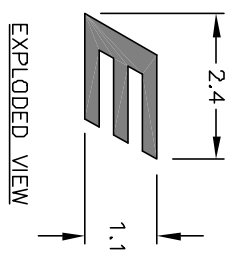
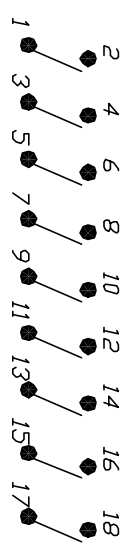
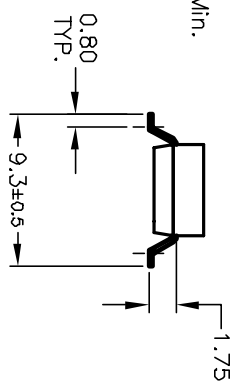
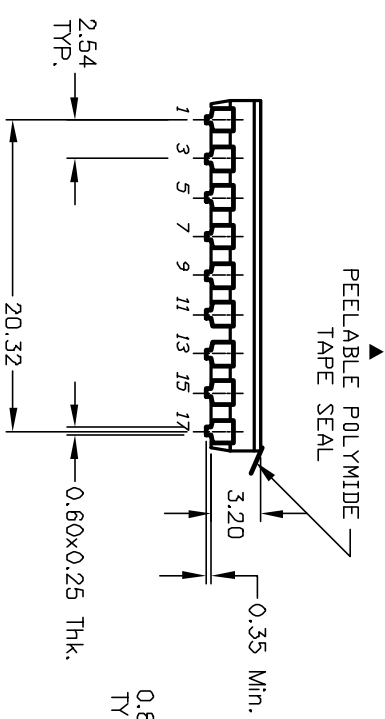


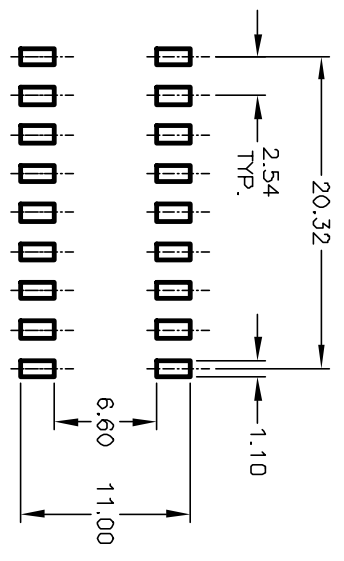
E-LOGO HERE  
SEE EXPLODED VIEW



Pos. 1 Designate  
Pin #1 Location



CIRCUIT 9 POSITION



RECOMMENDED P.C.B. LAYOUT

# E-SWITCH®

- NOTES:
1. ALL DIMENSIONS IN MM
  2. GENERAL TOLERANCE: X.X=±0.4  
X.XX=±0.25
  3. TERM. NOS. FOR REFERENCE ONLY.
  4. CONTACT RATINGS:  
25mA @24VDC. (SWITCH)  
100mA @50VDC (CARRY)
  5. CONTACT MATERIAL:  
CONTACTS: BRASS w/Gold Plate  
TERMINALS: BRASS w/GOLD Plate
  6. PACKAGED: TAPE & REEL  
WITH ALL POLES IN THE "OFF" POSITION,  
{QTY 1000 PER REEL}
  7. TAPE SEAL FOR FLUX WASH.
  8. ▲ DESIGNATE MAJOR:

REV.	ECN No.	DESCRIPTION	DATE	CHKD
A	12277	RELEASED FOR PRODUCTION	7/1/02	CJB

TITLE	SCALE	DATE	DR	DWG	REV
KAJ09 TG GR (TAPE & REEL) LDW PROFILE W/TAPE SEAL	2:1	7/1/02	CJB	W825369	A

THE INFORMATION CONTAINED IN THIS DOCUMENT IS PROPRIETARY TO E-SWITCH AND IS NOT TO BE COPIED OR TRANSFERRED