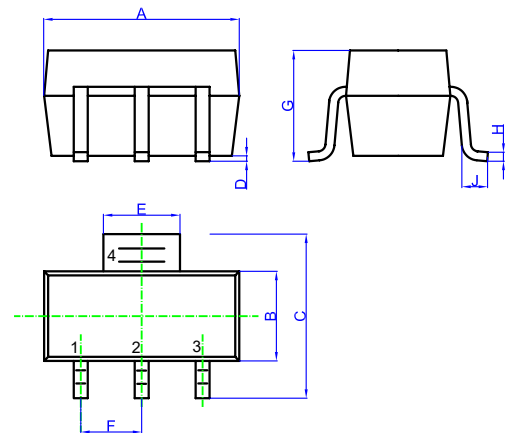




**BCP54-10/16**  
**BCP55-10/16**  
**BCP56-10/16**

**NPN**  
**Plastic-Encapsulate**  
**Transistors**

**SOT-223**



- 1.BASE
- 2.COLLECTOR
- 3.EMITTER
- 4.COLLECTOR

DIM	INCHES		MM		NOTE
	MIN	MAX	MIN	MAX	
A	.248	.264	6.30	6.70	
B	.130	.146	3.30	3.70	
C	.264	.287	6.70	7.30	
D	.001	.004	0.02	0.10	
E	.114	.122	2.90	3.10	
F		.091		2.30	
G	---	.071	---	1.80	
H	.009	.014	0.23	0.35	
J	.030	---	0.75	---	

**Features**

- For AF driver and output stages
- High collector current
- Low collector-emitter saturation voltage
- Complementary types: BCP51 ... BCP53 (PNP)
- Lead Free Finish/Rohs Compliant ("P" Suffix designates RoHS Compliant. See ordering information)
- Epoxy meets UL 94 V-0 flammability rating
- Moisture Sensitivity Level 1
- Halogen free available upon request by adding suffix "-HF"

**Maximum Ratings @ 25°C Unless Otherwise Specified**

Charateristic	Symbol	Value	Unit
Collector-Base Voltage	$V_{CBO}$	45	V
BCP54-10/16		60	
BCP55-10/16		100	
Collector-Emitter Voltage	$V_{CEO}$	45	V
BCP54-10/16		60	
BCP55-10/16		80	
Emitter-Base Voltage	$V_{EBO}$	5.0	V
Collector Current-Continuous	$I_C$	1.0	A
Thermal Resistance Junction to Ambient	$R_{thJA}$	83.3	°C/W
Collector Power Dissipation	$P_C$	1.5	W
Operating & Storage Temperature	$T_j, T_{STG}$	-55~150	°C

# BCP54-10/16 thru BCP56-10/16

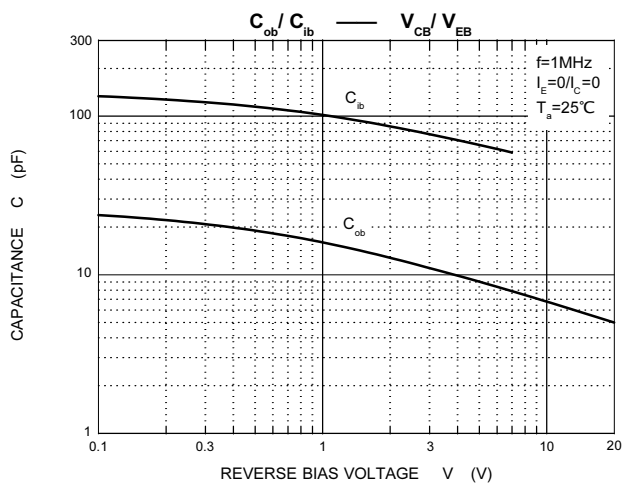
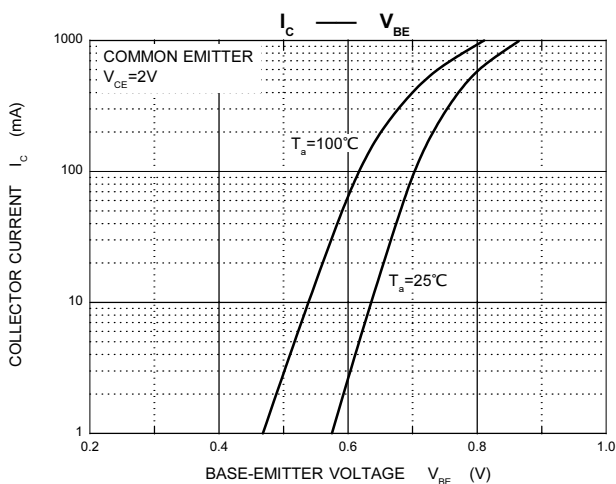
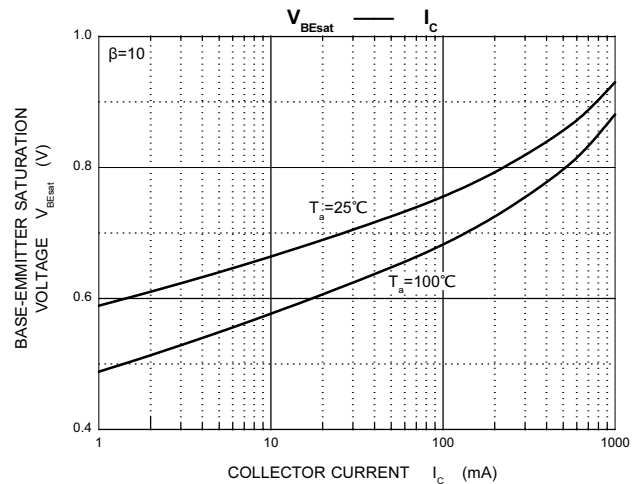
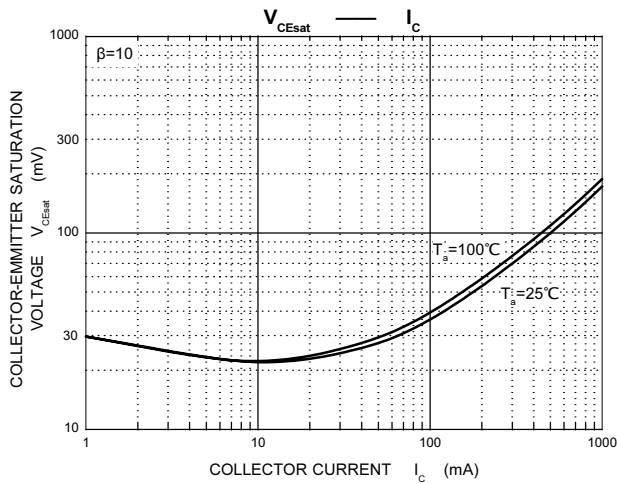
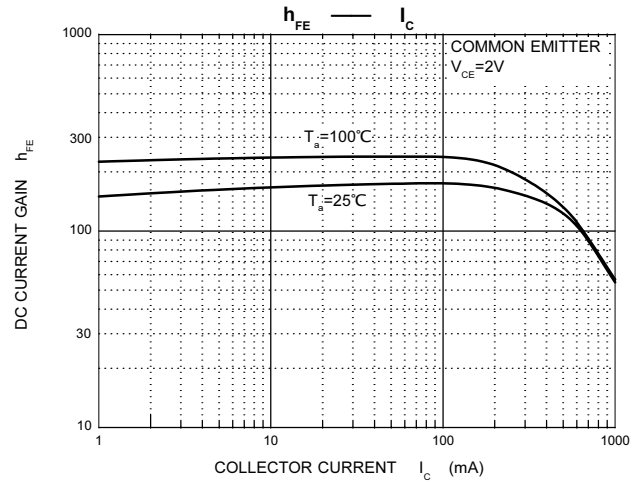
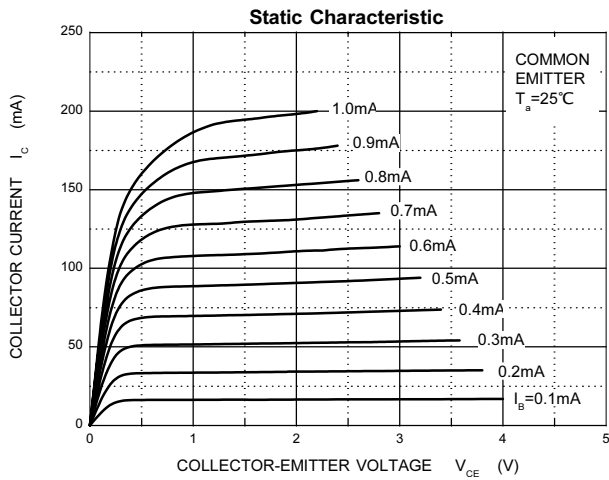
## ELECTRICAL CHARACTERISTICS (T<sub>a</sub>=25°C unless otherwise specified)

Parameter	Symbol	Test conditions	Min	Max	Unit
Collector-base breakdown voltage	BCP54-10/16	I <sub>C</sub> = 0.1mA, I <sub>E</sub> =0	45		V
	BCP55-10/16		60		
	BCP56-10/16		100		
Collector-emitter breakdown voltage	BCP54-10/16	I <sub>C</sub> = 10mA, I <sub>B</sub> =0	45		V
	BCP55-10/16		60		
	BCP56-10/16		80		
Base-emitter breakdown voltage	V <sub>(BR)EBO</sub>	I <sub>E</sub> = 10μA, I <sub>C</sub> =0	5		V
Collector cut-off current	I <sub>CBO</sub>	V <sub>CB</sub> = 30 V, I <sub>E</sub> =0		100	nA
DC current gain	h <sub>FE(1)</sub>	V <sub>CE</sub> = 2V, I <sub>C</sub> =5mA	25		
	h <sub>FE(2)</sub>	V <sub>CE</sub> = 2V, I <sub>C</sub> =150m A	63	250	
	h <sub>FE(3)</sub>	V <sub>CE</sub> = 2V, I <sub>C</sub> =500m A	25		
Collector-emitter saturation voltage	V <sub>CE(sat)</sub>	I <sub>C</sub> =500mA, I <sub>B</sub> =50mA		0.5	V
Base-emitter voltage	V <sub>BE</sub>	V <sub>CE</sub> =2V, I <sub>C</sub> =500m A		1	V
Transition frequency	f <sub>T</sub>	V <sub>CE</sub> =10V, I <sub>C</sub> =50mA, f=100MHz	100		MHz

## CLASSIFICATION OF h<sub>FE(2)</sub>

Rank	BCP54-10, BCP55-10, BCP56-10	BCP54-16, BCP55-16, BCP56-16
Range	63-160	100-250
Marking	BCP54-10, BCP55-10, BCP56-10	BCP54-16, BCP55-16, BCP56-16

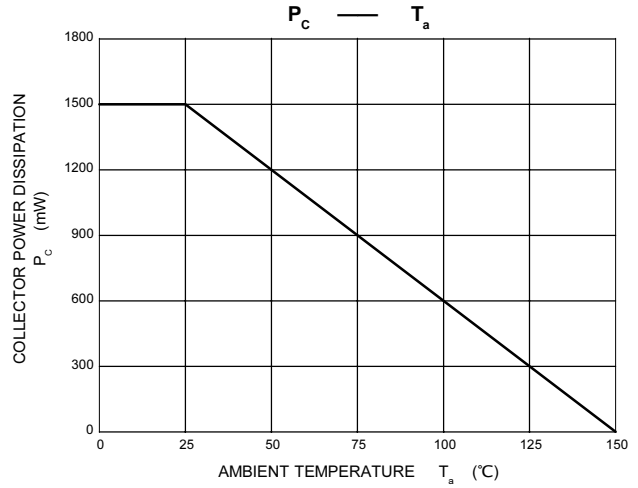
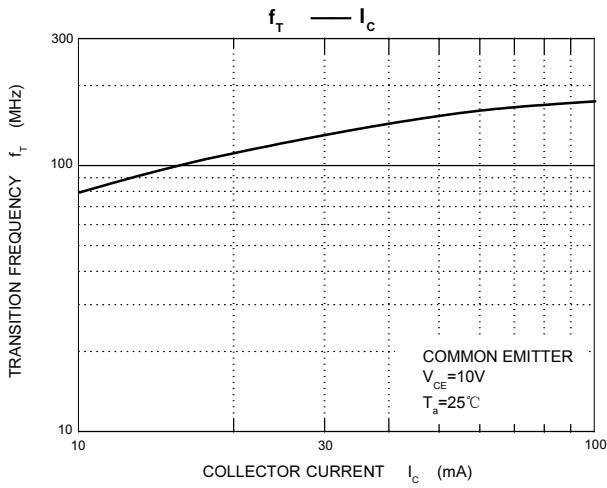
# BCP54-10/16 thru BCP56-10/16



f — I

P — T

## BCP54-10/16 thru BCP56-10/16





Micro Commercial Components

### Ordering Information :

Device	Packing
Part Number-TP	Tape&Reel; 2.5Kpcs/Reel

Note : Adding "-HF" suffix for halogen free, eg. Part Number-TP-HF

#### \*\*\*IMPORTANT NOTICE\*\*\*

**Micro Commercial Components Corp.** reserves the right to make changes without further notice to any product herein to make corrections, modifications , enhancements , improvements , or other changes . **Micro Commercial Components Corp .** does not assume any liability arising out of the application or use of any product described herein; neither does it convey any license under its patent rights ,nor the rights of others . The user of products in such applications shall assume all risks of such use and will agree to hold **Micro Commercial Components Corp .** and all the companies whose products are represented on our website, harmless against all damages.

#### \*\*\*LIFE SUPPORT\*\*\*

MCC's products are not authorized for use as critical components in life support devices or systems without the express written approval of Micro Commercial Components Corporation.

#### \*\*\*CUSTOMER AWARENESS\*\*\*

Counterfeiting of semiconductor parts is a growing problem in the industry. Micro Commercial Components (MCC) is taking strong measures to protect ourselves and our customers from the proliferation of counterfeit parts. MCC strongly encourages customers to purchase MCC parts either directly from MCC or from Authorized MCC Distributors who are listed by country on our web page cited below. Products customers buy either from MCC directly or from Authorized MCC Distributors are genuine parts, have full traceability, meet MCC's quality standards for handling and storage. **MCC will not provide any warranty coverage or other assistance for parts bought from Unauthorized Sources.** MCC is committed to combat this global problem and encourage our customers to do their part in stopping this practice by buying direct or from authorized distributors.

[www.mccsemi.com](http://www.mccsemi.com)