

Type 2 surge protection base element - VAL-MS/3+0/HD-BE - 2920492


Please be informed that the data shown in this PDF Document is generated from our Online Catalog. Please find the complete data in the user's documentation. Our General Terms of Use for Downloads are valid (<http://phoenixcontact.com/download>)



Base element for type 2 arresters of the VALVETRAB MS product range. Version for 3-phase power supply with PEN conductor.

RoHS

Key Commercial Data

Packing unit	1 pc
GTIN	 4 046356 182652
GTIN	4046356182652

Technical data

Dimensions

Height	90 mm
Width	53.4 mm
Depth	44 mm

Ambient conditions

Degree of protection	IP20 (only when all terminal points are used)
Ambient temperature (operation)	-40 °C ... 80 °C
Ambient temperature (storage/transport)	-40 °C ... 80 °C
Altitude	≤ 2000 m (amsl (above mean sea level))
Permissible humidity (operation)	5 % ... 95 %
Shock (operation)	25g
Vibration (operation)	5g

General

IEC test classification	II
	T2
EN type	T2
Mounting type	DIN rail: 35 mm
Color	black

Type 2 surge protection base element - VAL-MS/3+0/HD-BE - 2920492

Technical data

General

Housing material	PBT
Degree of pollution	2
Flammability rating according to UL 94	V-0
Type	DIN rail module, two-section, divisible
Number of positions	3
Surge protection fault message	none

Additional descriptions

Note	For installation into a touch protected cabinet. For applications with $U_c > 500$ V distances at the side and distances at the connection area must be minimum of 8 mm between different active parts including earthed parts.
------	---

Protective circuit

Nominal frequency f_N	50 Hz (60 Hz)
Maximum continuous voltage U_c	1000 V AC
Rated load current I_L	80 A
Short-circuit current rating I_{SCCR}	25 kA
Max. backup fuse with V-type through wiring	80 A AC (gG)
Max. backup fuse with branch wiring	200 A AC (gG)

Connection data

Connection method	Screw connection
Screw thread	M5
Tightening torque	4.5 Nm
Stripping length	16 mm
Conductor cross section flexible	1.5 mm ² ... 25 mm ²
Conductor cross section solid	1.5 mm ² ... 35 mm ²
Conductor cross section AWG	15 ... 2

UL specifications

SPD Type	4 (for Type 2 applications)
Nom. voltage	690 V AC

UL connection data

Conductor cross section AWG	10 ... 2
Tightening torque	30 lb _F -in.

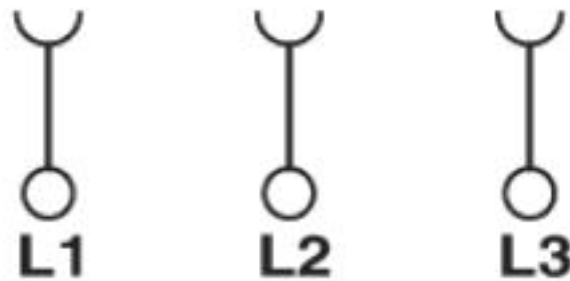
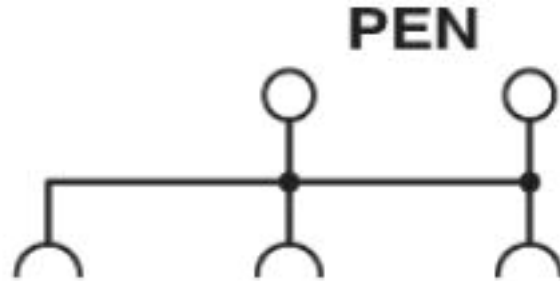
Standards and Regulations

Standards/regulations	IEC 61643-11 2011
	EN 61643-11 2012

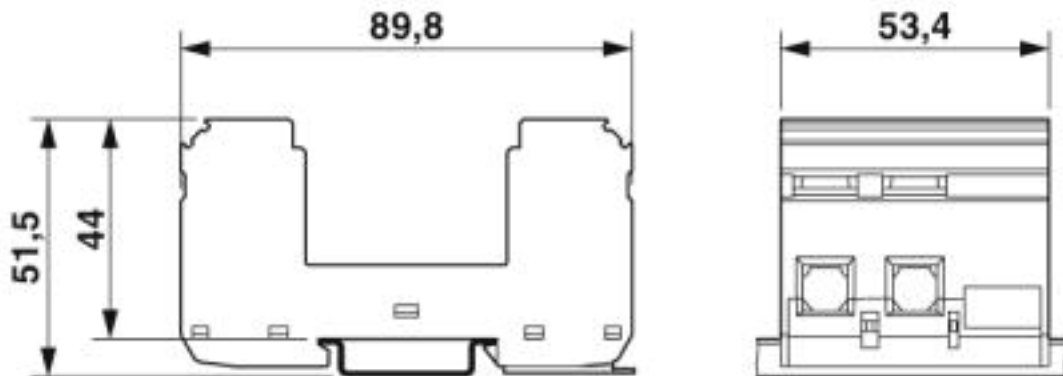
Drawings

Type 2 surge protection base element - VAL-MS/3+0/HD-BE - 2920492

Circuit diagram



Dimensional drawing



Phoenix Contact 2019 © - all rights reserved
<http://www.phoenixcontact.com>

PHOENIX CONTACT GmbH & Co. KG
Flachmarktstr. 8
32825 Blomberg
Germany
Tel. +49 5235 300
Fax +49 5235 3 41200
<http://www.phoenixcontact.com>