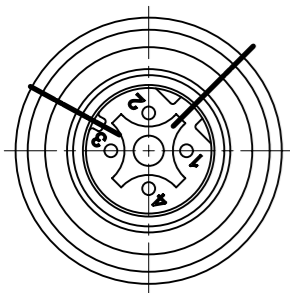


M12 4 POLE MALE



VIEW FROM THE FRONT SIDE

Pin	Wire color
1	OG
2	BU
3	OG/WH
4	BU/WH

PART No. MATRIX

E W W A 0 6 0 0 3 M X X X

E=ETHERNET

HEADS:
W=M12 4-Pole Ultra Lock
D-Coding
W=M12 4-Pole Ultra Lock
D-Coding

HEADS STYLE:
060=MALE STR / MALE STR

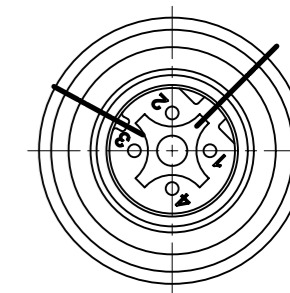
CABLE TYPE

UNITS:
M=METER
T=10x METER

LENGTH EXAMPLES:
005=0.5m
010=1m
150=15m

WIRING TYPE:
A=4 Pole (STRAIGHT WIRED)

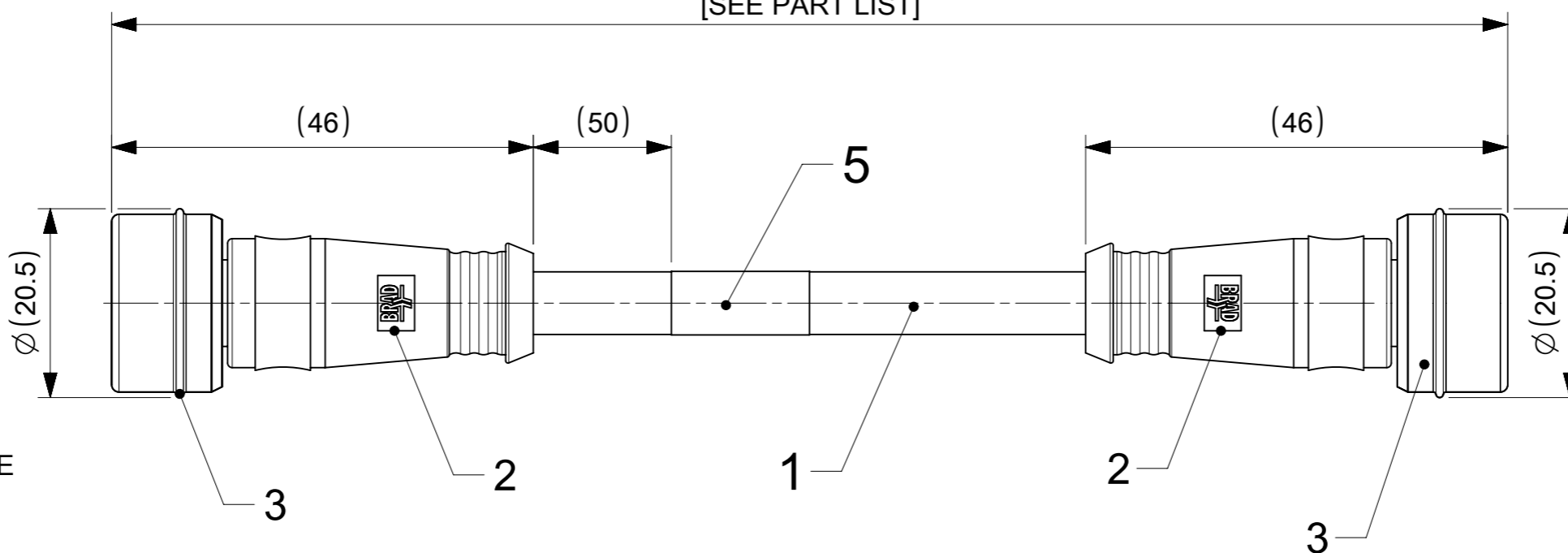
M12 4 POLE MALE



VIEW FROM THE FRONT SIDE

Pin	Wire color
1	OG
2	BU
3	OG/WH
4	BU/WH

L+Tol.
[SEE PART LIST]



VIEW FROM THE FRONT SIDE

VIEW FROM THE FRONT SIDE

BOM

ITEM	QTY.	DESCRIPTION	MATERIAL	FINISH / COLOR
5	1	WRAP LABEL	VINYL	WHITE
4	8	CONTACT MALE	BRASS	GOLD OVER Ni-PLATED
3	2	ULTRALOCK MALE ASSEMBLY	-	-
2	-	MOULDING MATERIAL	TPU	BLACK
1	-	ETHERNET CABLE-CAT5E	PVC	TEAL

PART LIST

MOLEX PN	ENGINEERING No	L+Tol. [mm]
1201080065	EWWA06003M006	600 +45
1201080066	EWWA06003M010	1000+56
1201080067	EWWA06003M100	10000+317
1201080068	EWWA06003M020	2000 +89
1201080069	EWWA06003M050	5000+165

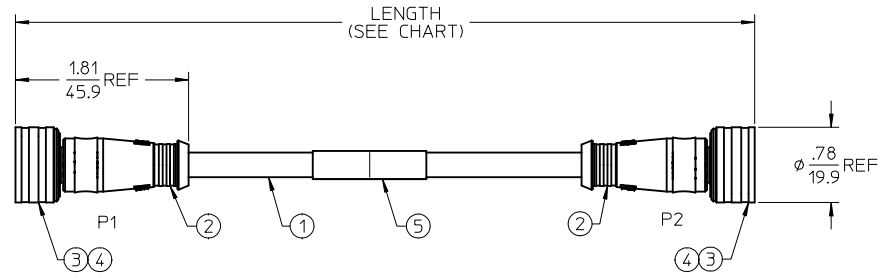

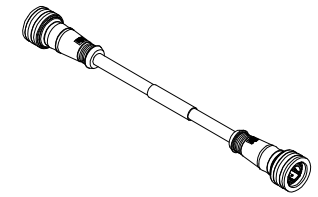
NOTES :

ACC. TO CAT5e ETHERNET STD.
MAX. VOLTAGE : 30V
MAX. CURRENT : 1.5A
IP RATING : IP67
TEMPERATURE RANGE : -20°C TO +75°C

FUNCTIONAL SYMBOLS	THIS DRAWING CONTAINS INFORMATION THAT IS PROPRIETARY TO MOLEX ELECTRONIC TECHNOLOGIES, LLC AND SHOULD NOT BE USED WITHOUT WRITTEN PERMISSION	CURRENT REV DESC:																												
	<table border="1"> <tr> <th>FUNCTIONAL SYMBOLS</th> <th>DIMENSION UNITS</th> <th>SCALE</th> </tr> <tr> <td>$\nabla/A = 0$</td> <td>mm</td> <td>3:2</td> </tr> <tr> <td>$\nabla/E = 0$</td> <td colspan="2">GENERAL TOLERANCES (UNLESS SPECIFIED)</td> </tr> <tr> <td>$\nabla/V = 0$</td> <td colspan="2">ANGULAR TOL $\pm 1.0^\circ$</td> </tr> <tr> <td>DIVISIONAL SYMBOLS</td> <td>4 PLACES</td> <td>\pm</td> </tr> <tr> <td></td> <td>3 PLACES</td> <td>\pm</td> </tr> <tr> <td></td> <td>2 PLACES</td> <td>± 0.05</td> </tr> <tr> <td></td> <td>1 PLACE</td> <td>± 0.3</td> </tr> <tr> <td></td> <td>0 PLACES</td> <td>± 0.5</td> </tr> </table>	FUNCTIONAL SYMBOLS	DIMENSION UNITS		SCALE	$\nabla/A = 0$	mm	3:2	$\nabla/E = 0$	GENERAL TOLERANCES (UNLESS SPECIFIED)		$\nabla/V = 0$	ANGULAR TOL $\pm 1.0^\circ$		DIVISIONAL SYMBOLS	4 PLACES	\pm		3 PLACES	\pm		2 PLACES	± 0.05		1 PLACE	± 0.3		0 PLACES	± 0.5	EC NO: 703538 DRWN: SSM 2022/03/28 CHK'D: RSILLER 2022/04/22 APPR: RSILLER 2022/04/22 INITIAL REVISION: DRWN: SSM 2022/03/28 APPR: RSILLER 2022/04/22
FUNCTIONAL SYMBOLS	DIMENSION UNITS	SCALE																												
$\nabla/A = 0$	mm	3:2																												
$\nabla/E = 0$	GENERAL TOLERANCES (UNLESS SPECIFIED)																													
$\nabla/V = 0$	ANGULAR TOL $\pm 1.0^\circ$																													
DIVISIONAL SYMBOLS	4 PLACES	\pm																												
	3 PLACES	\pm																												
	2 PLACES	± 0.05																												
	1 PLACE	± 0.3																												
	0 PLACES	± 0.5																												
DRAFT WHERE APPLICABLE MUST REMAIN WITHIN DIMENSIONS		THIRD ANGLE PROJECTION	DRAWING: A3-SIZE	SERIES: 120108	MATERIAL NUMBER: SEE PART LIST	CUSTOMER: GENERAL MARKET	SHEET NUMBER: 1 OF 1																							

DOCUMENT STATUS	P1	RELEASE DATE	2022/04/22	06:35:57
-----------------	----	--------------	------------	----------

PART NUMBER	ENGINEERING NO.	LENGTH
1201080066	EWWA06003M010	3' 3" +1.75 - 0 [1M +44.5MM - 0]
1201080069	EWWA06003M050	16' 4" +6.0 - 0 [5M +150.0MM - 0]



P1		P2	
1	ORANGE	1	
2	BLUE	2	
3	ORG/WHITE	3	
4	BLUE/WHITE	4	

WIRING DIAGRAM

- NOTES:
- 1) MATERIAL: SEE TABLE
 - 2) FINISHES: SEE TABLE
 - 3) WRAP LABEL IS MARKED WITH P/N, DATE CODE, VOLTAGE & AMPERAGE.
 - 4) MATES WITH: MICRO CHANGE, 4 POLE RECEPTACLE
 - 5) ELECTRICAL DATA:
 ACCORDING TO CAT5e ETHERNET STANDARD
 INLINE CORDSET
 MALE D-CODING TO MALE D-CODING
 24AWG UNSHIELDED
 POLES: 4
 MAX. VOLTAGE: 125V
 MAX. CURRENT 1.5A
 CONTACT RESISTANCE: <5M Ohm
 INSULATION WITHSTAND: >100M Ohm
 PROTECTION IP67
 TEMPERATURE RANGE: -25°C TO 75°C
 UL E200650
 - 6) PACKAGING:
 CABLE ASSEMBLIES ARE BAGGED SEPERATELY
 IN POLY BAGS WITH BAR CODE LABEL ATTACHED
 TO OUTSIDE OF BAG.
 - 7) ASSEMBLY IS RoHS COMPLIANT.

SALES DRAWING

ITEM	QTY.	DESCRIPTION	MATERIAL	FINISH
5	1	LABEL	PLASTIC FILM	BLACK/YELLOW
4	8	SOCKET CONTACT	COPPER ALLOY	GOLD PLATED
3	2	M12 ULTRA-LOCK HEAD ASSY	TPE	BLACK
2	2	OVERMOLD	PVC	BLACK
1	1	ETHERNET CABLE-CAT5E	PVC JACKET	BLACK

RELEASE DWG EC NO: WNAZ009-0634 DRW: BRUPERT 2009/04/01 CHK: WOODMAN APPR: J. MURPHY 2009/04/08	QUALITY SYMBOLS
	=0 =0
	DESCRIPTION
	REV: A

GENERAL TOLERANCES (UNLESS SPECIFIED)	
mm	INCH
4 PLACES ± .005	± .0004
3 PLACES ± .003	± .0001
2 PLACES ± .002	± .00008
1 PLACE ± .001	± .00004
ANGULAR ± 1/2°	
DRAFT WHERE APPLICABLE MUST REMAIN WITHIN DIMENSIONS	

DIMENSION STYLE	
IN/MM	
DRAWN BY	DATE
B. RUPERT	03/30/09
CHECKED BY	DATE
WOODMAN	03/30/09
APPROVED BY	DATE
J. MURPHY	03/30/09
MATERIAL NO.	
SEE CHART	
SIZE	
C	

SCALE 1:1	DESIGN UNITS INCH	THIRD ANGLE PROJECTION
MIC 4P M/MP ULOCK ST/ST		
MOLEX INCORPORATED		SHEET NO. 1 OF 1
DOCUMENT NO. SD-120108-010		
THIS DRAWING CONTAINS INFORMATION THAT IS PROPRIETARY TO MOLEX INCORPORATED AND SHOULD NOT BE USED WITHOUT WRITTEN PERMISSION		