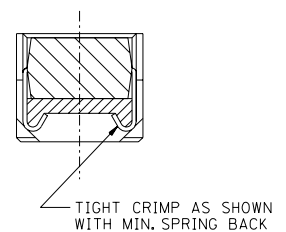
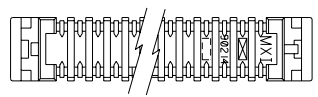
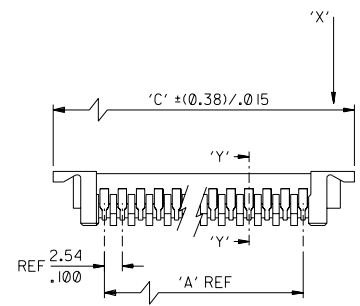


VIEW ON ARROW 'X'
 ORIENTATION IDENTIFICATION



SECTION 'Y-Y'
 SCALE 4:1



LEGEND: 90214 - 0 ● ● ●
 ● CCT SIZE
 ● COLOUR: 0 BLACK
 1 WHITE
 2 BLUE
 3 GREY

PART NO.	TOOLED	NO. OF CCTS	DIMN 'A'	DIMN 'B'	DIMN 'C'	HSG COLOUR
90214-0316	YES	16	(17.78) .700	(22.34) .880	(32.19) 1.267	GREY
90214-0216	YES	16	(17.78) .700	(22.34) .880	(32.19) 1.267	BLUE
90214-0020	YES	20	(22.86) .900	(27.42) 1.080	(37.27) 1.467	BLACK
90214-0018	YES	18	(20.32) .800	(24.88) .980	(34.73) 1.367	
90214-0016	YES	16	(17.78) .700	(22.34) .880	(32.19) 1.267	
90214-0014	YES	14	(15.24) .600	(19.80) .780	(29.65) 1.167	

NOTES:
 1. WHEN FULLY ASSEMBLED THIS PART MATES WITH SOCKET ASSEMBLY NO. 90213-****

EC NO. E2000-821 DRWN: CPHEHR 03/03/00 CH'K: / / / APPR: / / / G	DESCRIPTION MAJOR CRITICAL C=	QUALITY SYMBOLS	GENERAL TOLERANCES: (UNLESS SPECIFIED)	SCALE 2:1	DESIGN UNITS <input checked="" type="checkbox"/> mm <input type="checkbox"/> INCH	THIRD ANGLE PROJECTION	DIMENSIONS: <input checked="" type="checkbox"/> mm <input type="checkbox"/> INCH <input type="checkbox"/> mm ONLY	SHT 1 OF 2 REV
		DRAWN BY & DATE KRP / /	CHECKED BY & DATE KRPOLUM / /	APPROVED BY & DATE TCRIUSE 14/05/92	CAD FILENAME SDA-90214.S01	MATERIAL NO. SEE CHART	DRAWING NO. SD-90214	SHEET NO. 1 OF 2
DRAFT WHERE APPLICABLE MUST REMAIN WITHIN DIMENSIONS			THIS DRAWING CONTAINS INFORMATION THAT IS PROPRIETARY TO MOLEX INCORPORATED AND SHOULD NOT BE USED WITHOUT WRITTEN PERMISSION.					