

4

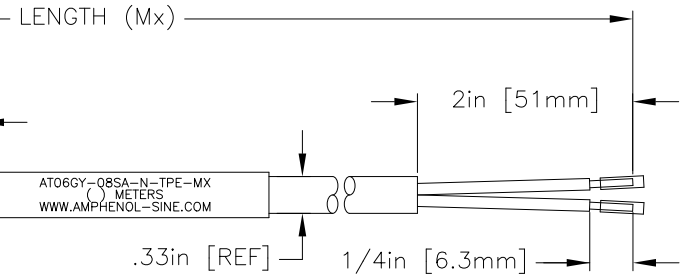
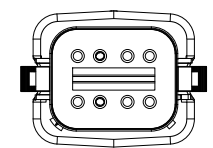
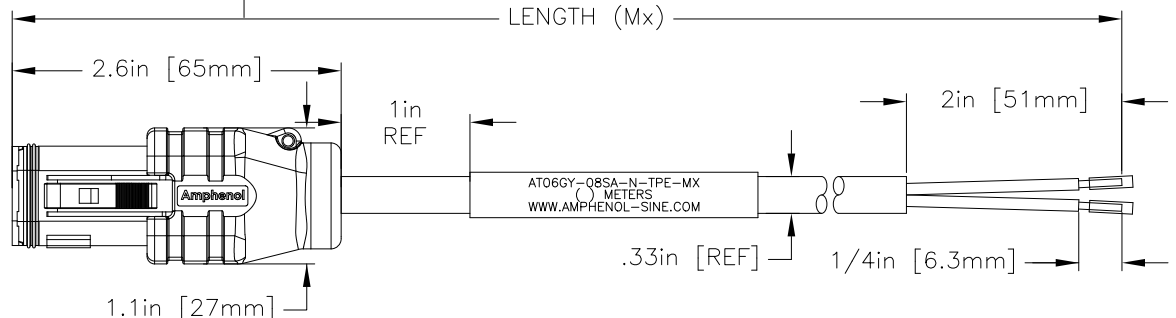
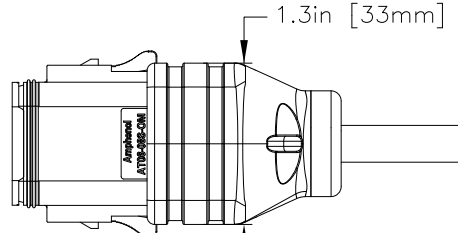
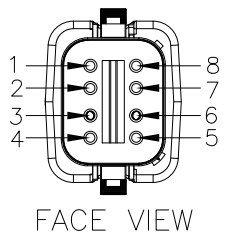
3

2

1

LENGTH TABLE	
PART NUMBER	LENGTH (METERS)
AT06GY-08SA-N-TPE-M1	1 (3.28FT)
AT06GY-08SA-N-TPE-M2	2 (6.56FT)
AT06GY-08SA-N-TPE-M4	4 (13.12FT)
AT06GY-08SA-N-TPE-M5	5 (16.40FT)
AT06GY-08SA-N-TPE-M10	10 (32.80FT)

REVISIONS						
REV	ZONE	ECO	DESCRIPTION	DATE	BY	APPR
A1	-	-	RELEASED	11/27/2020	RO	WS
A2	-	-	ADDED CONTACT + PLATING INFORMATION TO DRAWING	4/20/2022	RO	RO



CONNECTOR TYPE  
AT - Amphenol AT Connector  
\*PLEASE CONTACT CSR FOR ADDITIONAL AVAILABLE OPTIONS\*

AT06GY-08SA-N-TPE-M2

DESIGN  
04 Male Connector  
06 Female Connector

POSITIONS  
2 2 Pin  
3 3 Pin  
4 4 Pin  
6 6 Pin  
8 8 Pin  
12 12 Pin

DESIGN  
5 Female Connector  
P Male Connector

COLORS  
GY - GRAY  
BK - BLACK  
BN - BROWN  
YL - YELLOW  
RD - RED  
GN - GREEN  
WT - WHITE  
BL - BLUE  
ORG - ORANGE

NOTE: 8 & 12 WAY ARE ONLY AVAILABLE IN STANDARD KEY/COLOR CONFIGURATIONS.  
KEY A - GRAY  
KEY B - BLACK  
KEY C - GREEN  
KEY D - BROWN

CABLE LENGTH (M = METERS)  
1 = 1M  
2 = 2M  
4 = 4M  
5 = 5M  
10 = 10M  
CUSTOM CABLE LENGTH OPTIONS AVAILABLE. CONTACT CSR.

CABLE TYPE  
TPE - TPE, BLACK

LED/SUPPRESSOR CIRCUIT  
N - NONE  
S - LED/SUPPRESSOR DIODE(2POSITION)

D

D

C

C

B

TITLE

DWG NO:

REV:

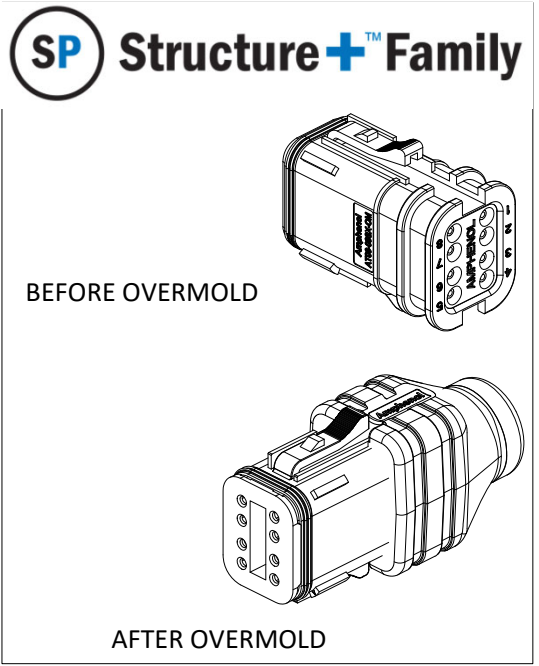
SH:

OR:

NOTES: UNLESS OTHERWISE SPECIFIED

- MATERIAL:  
HOUSING: PA66  
SEAL: SILICONE RUBBER
- MODIFICATIONS: OVERMOLDED
- SPECIFICATIONS:  
3.1 CURRENT RATING: 10AMPS - 300V AC/DC  
3.2 OVERMOLDED ASY OPERATING TEMPERATURE: -40C TO +100C  
3.3 CONTACTS: COPPER ALLOY, NICKEL-PLATED  
3.4 DIELECTRIC WITHSTANDING VOLTAGE: LESS THAN 2 MILLIAMPS CURRENT LEAKAGE @ 1500 VOLTS AC.  
3.5 INSULATION RESISTANCE: 1000 MEGAOHMS MIN @ 25C  
3.6 MOISTURE RESISTANCE: IP68 MATED CONDITION (1M OF WATER FOR 24 HOURS).  
3.7 MATING CYCLE DURABILITY: 100 CYCLES  
3.8 RoHS COMPLIANT

- CABLE SPECIFICATIONS:  
COMPONENTS: EIGHT 18AWG, SRPVC INSULATED CONDUCTORS 41/34 BARE COPPER.  
CONDUCTOR INSULATION: SRPVC (SEE COLOR CODE)  
CABLING: 8 CONDUCTORS CABLED TOGETHER WITH FRPP FILLERS.  
BINDER: FLEECE TAPE  
JACKET: TPE, BLACK  
PRINT: AMPHENOL SINE SYSTEMS KA-56764-8 8C 18AWG (UL FILE NUMBER) RU AWM 21270 105C 600V --- (CSA FILE NUMBER) CSA AWM I/II A/B -40C TO +105C 600V FT4 APPROVALS: AWM 21270, CSA AWM I/II A/B FT4, SUNLIGHT RESISTANT, OIL RESISTANT, MATERIALS ARE RoHS 3 COMPLIANT.
- MATING PART: AT04-08P\* RECEPTACLE (\* = MODIFICATIONS AND COLORS)
- ALL DIMENSIONS ARE FOR REFERENCE USE ONLY.



QUANTITY	PART NUMBER	DESCRIPTION	ITEM
<b>MATERIALS LIST</b>			
UNLESS OTHERWISE SPECIFIED		SIGNATURES DATE	
1) All dimensions are in metric (mm).		DRAWN: RO	11/5/2020
2) Tolerances are as follows:		CHECKED: WS	1/15/2021
1 PL DEC ±0.30		ENGINEER: RO	
2 PL DEC ±0.15		APPROVAL: WS	1/15/2021
3 PL DEC ±0.08		CUSTOMER:	
3) Note reference =		THIS DRAWING IS SUPPLIED FOR INFORMATION ONLY. DESIGN FEATURES, SPECIFICATIONS AND PERFORMANCE DATA SHOWN HEREON ARE THE PROPERTY OF THE AMPHENOL CORPORATION. NO RIGHTS OF REPRODUCTION ARE IMPLIED. ALL DIMENSIONS ARE SUBJECT TO NORMAL MANUFACTURING VARIATIONS.	
MATERIAL SPECIFICATIONS:		SIZE TYPE DWG NO. REVISION	
PROCESS SPECIFICATIONS:		C C- AT06GY-08SA-N-TPE-Mx A2	
NEXT ASSY:		SCALE: NONE AT06GY-08SA-N-TPE-Mx SHEET 1 OF 1	

4

3

2

1

A