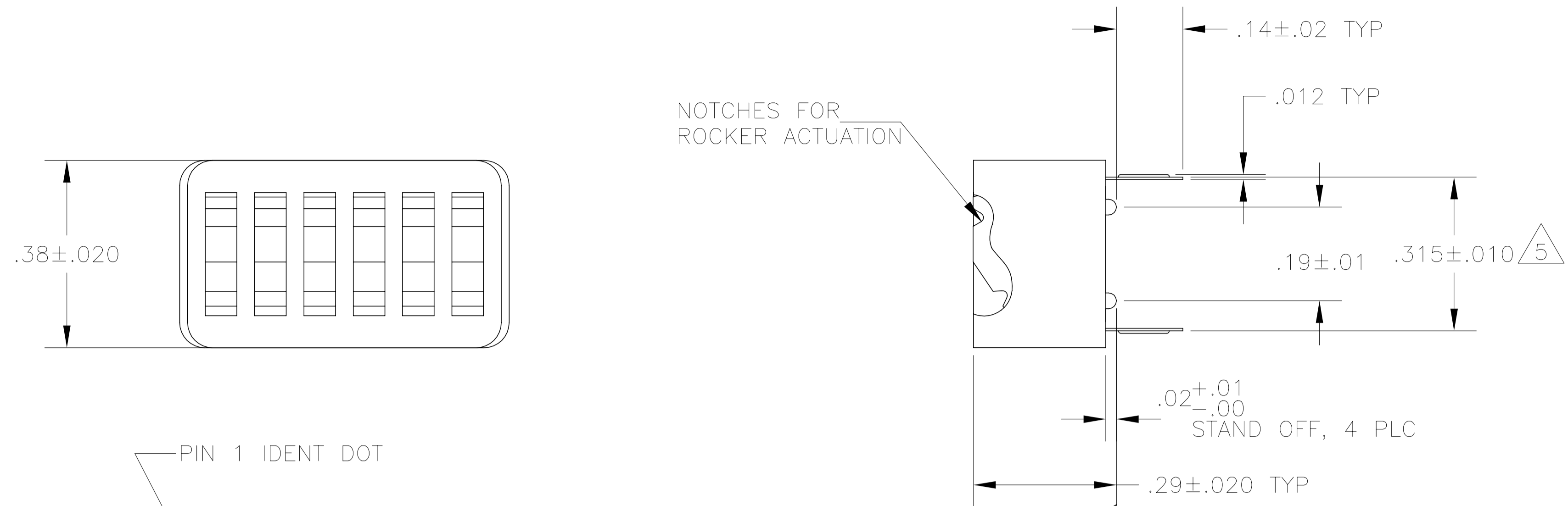
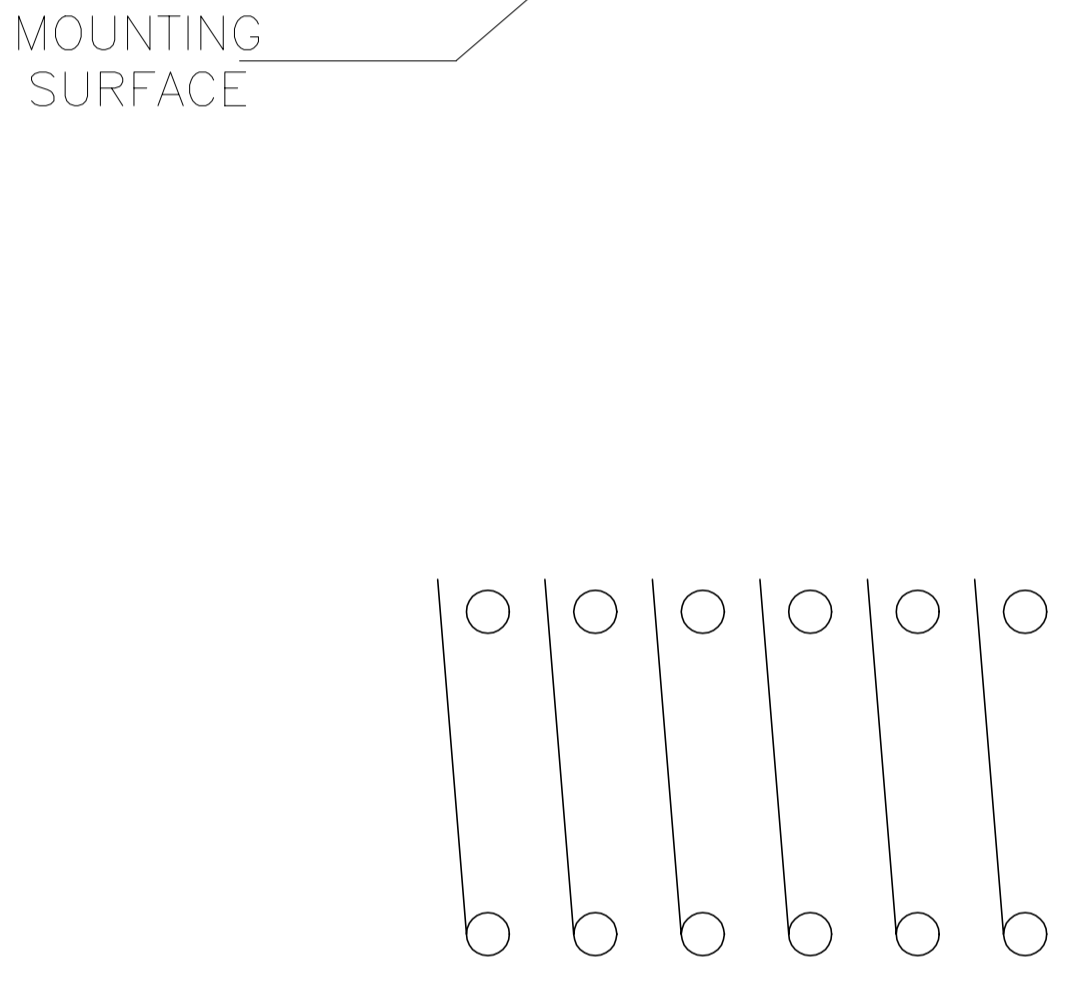
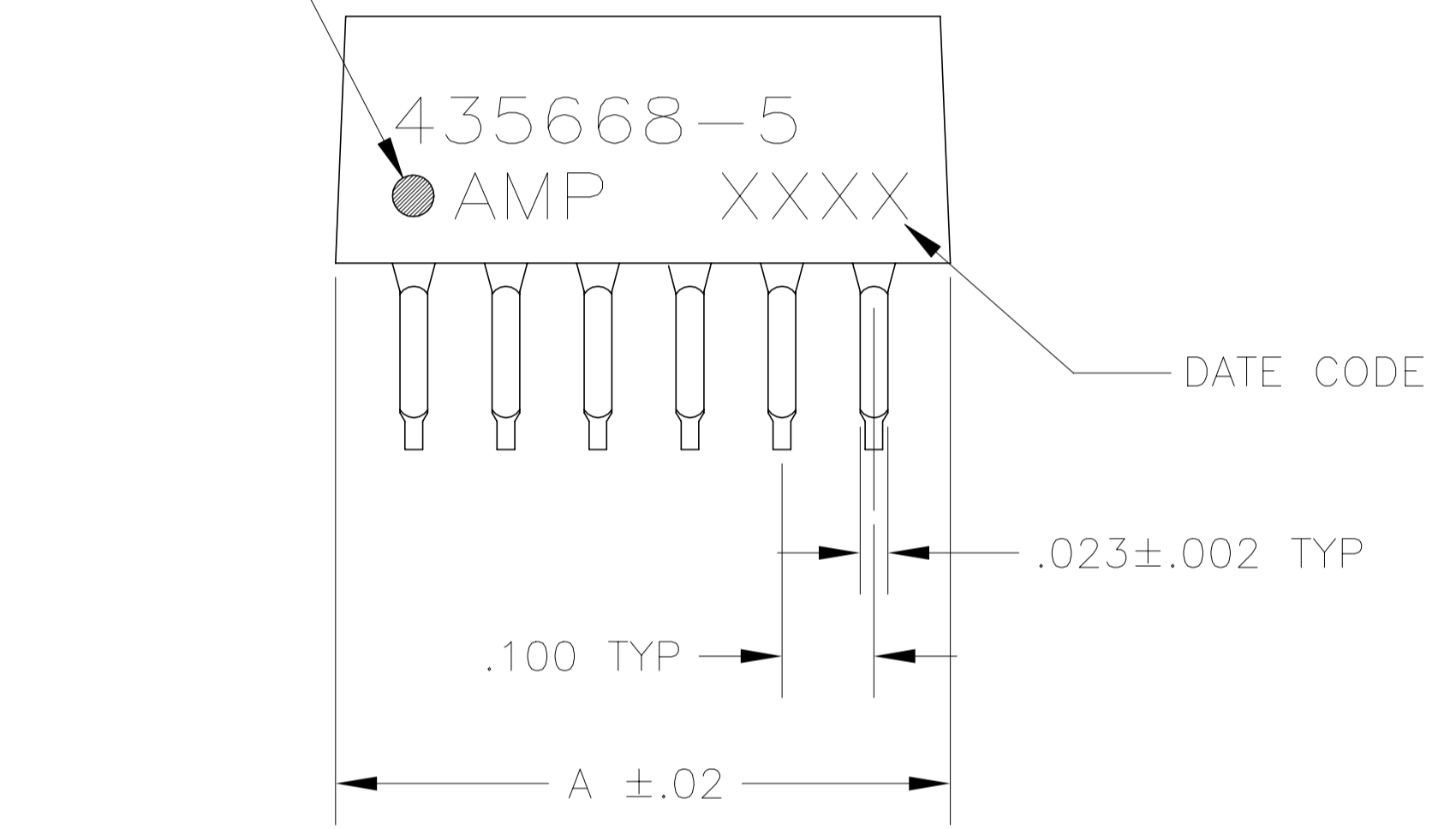


REVISIONS				
P	LTR	DESCRIPTION	DATE	APVD
	AN	ECO-20-004897	24AUG2020	SB JB



- FOR ADDITIONAL SPECIFICATIONS SEE AMP PRODUCT SPEC 108-7532.
- SWITCH SHOWN IN OPEN POSITION.
- ALL CHARACTERS AND ROCKERS ARE WHITE, HOUSING IS BLUE.
- LASER MARKING WILL VARY ON 2 AND 3 POSITION SIDES DUE TO SPACE RESTRICTIONS.
- .315 DIMENSION APPLIES AT TERMINAL TIPS. TERMINALS ARE $.300^{+.010}_{-.000}$ AT MOUNTING SURFACE.
- OBSOLETE PARTS: OBSOLETE CIS STREAMLINING PER D.RENAUD/D.SINISI
- MARKS WILL BE ADDED BY LASER MARK PROCESS.



CONTACT ARRANGEMENT

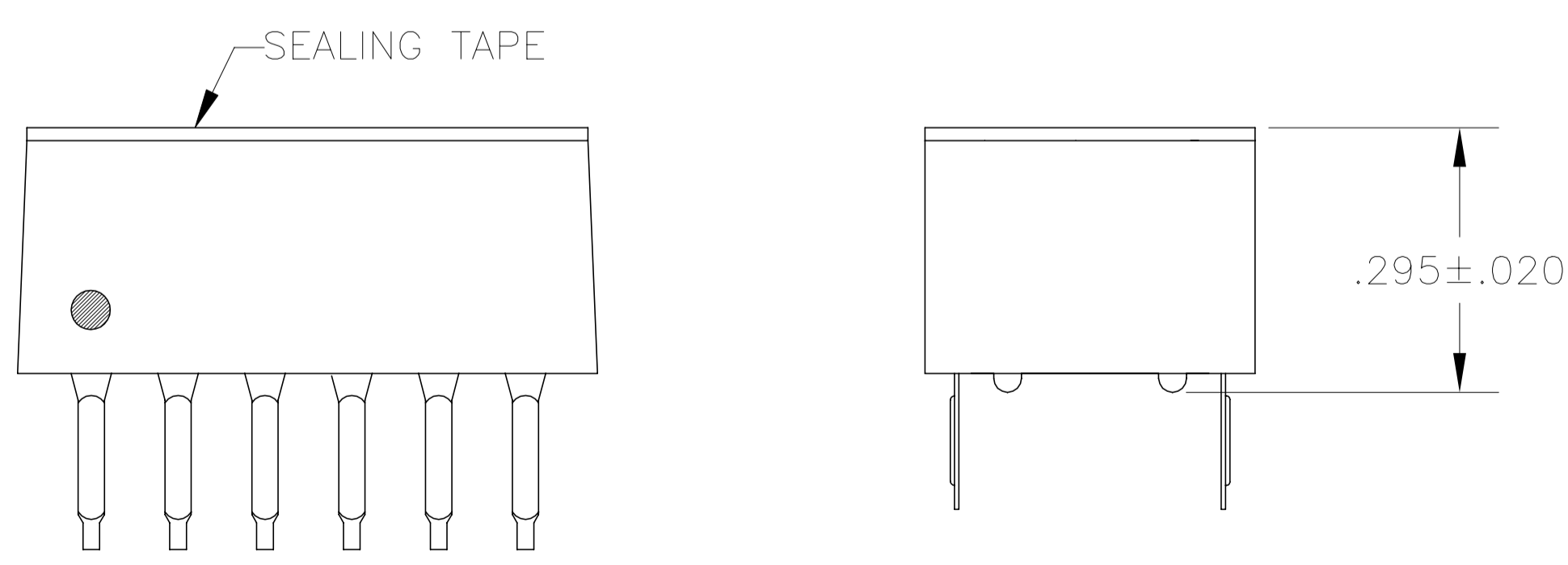


FIG1

435668-5 SHOWN

FIG	DESCRIPTION	NO OF POSN	DATE	PART NO
6	OBSOLETE	5	8-435668-7	
	OBSOLETE	12	8-435668-6	
	OBSOLETE	12	8-435668-5	
SUPERSEDED BY 2-435668-5 FIG 3 & 4				
	OBSOLETE	6	8-435668-3	
		4	8-435668-0	
		5	3-435668-5	
		4	3-435668-4	
		3	3-435668-3	
		12	3-435668-2	
6	OBSOLETE	11	3-435668-1	
		10	3-435668-0	
		9	2-435668-9	
		8	2-435668-8	
		7	2-435668-7	
		2	2-435668-6	
		6	2-435668-5	
SUPERSEDED BY 3-435668-2				
		10	435668-9	
		9	435668-8	
		8	435668-7	
SUPERSEDED BY 2-435668-7				
		7	435668-6	
		6	435668-5	
SUPERSEDED BY 3-435668-3				
		2	435668-1	

MARKING	SEALING TAPE	A	NO OF POSN	PART NO
---------	--------------	---	------------	---------

THIS DRAWING IS A CONTROLLED DOCUMENT.		DWN R.TALLEY 02JAN90	STE TE Connectivity Ltd.	
DIMENSIONS: INCHES		CHK R.MILLER 03JAN90		
TOLERANCES UNLESS OTHERWISE SPECIFIED:		APVD H.LEITER 03JAN90	NAME	
0 PLC ± -		PRODUCT SPEC	SWITCH ASSY, DIP, TYPE C, 7100 SERIES, SPST, LOW PROFILE	
1 PLC ± -			-	
2 PLC ± -		APPLICATION SPEC	-	
3 PLC ± .005			-	
4 PLC ± -			-	
ANGLES ± -			-	
MATERIAL	FINISH	WEIGHT	SIZE	CAGE CODE
HOUSING & ROCKERS: POLYESTER CONTACTS: COPPER ALLOY	CONTACTS: PLATED .00030 MIN GOLD IN CONTACT AREA OVER .00050 MIN NICKEL	-	A2	00779
CUSTOMER DRAWING		SCALE	DRAWING NO	RESTRICTED TO
		4:1	C=435668	-
		SHEET	REV	
		1 of 2	AN	

REVISIONS					
P	LTR	DESCRIPTION	DATE	DWN	APVD
-	-	SEE SHEET 1	-	-	-

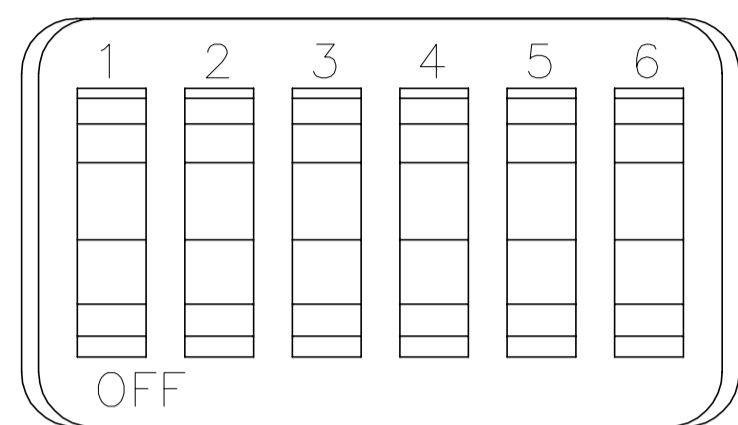


FIG 2

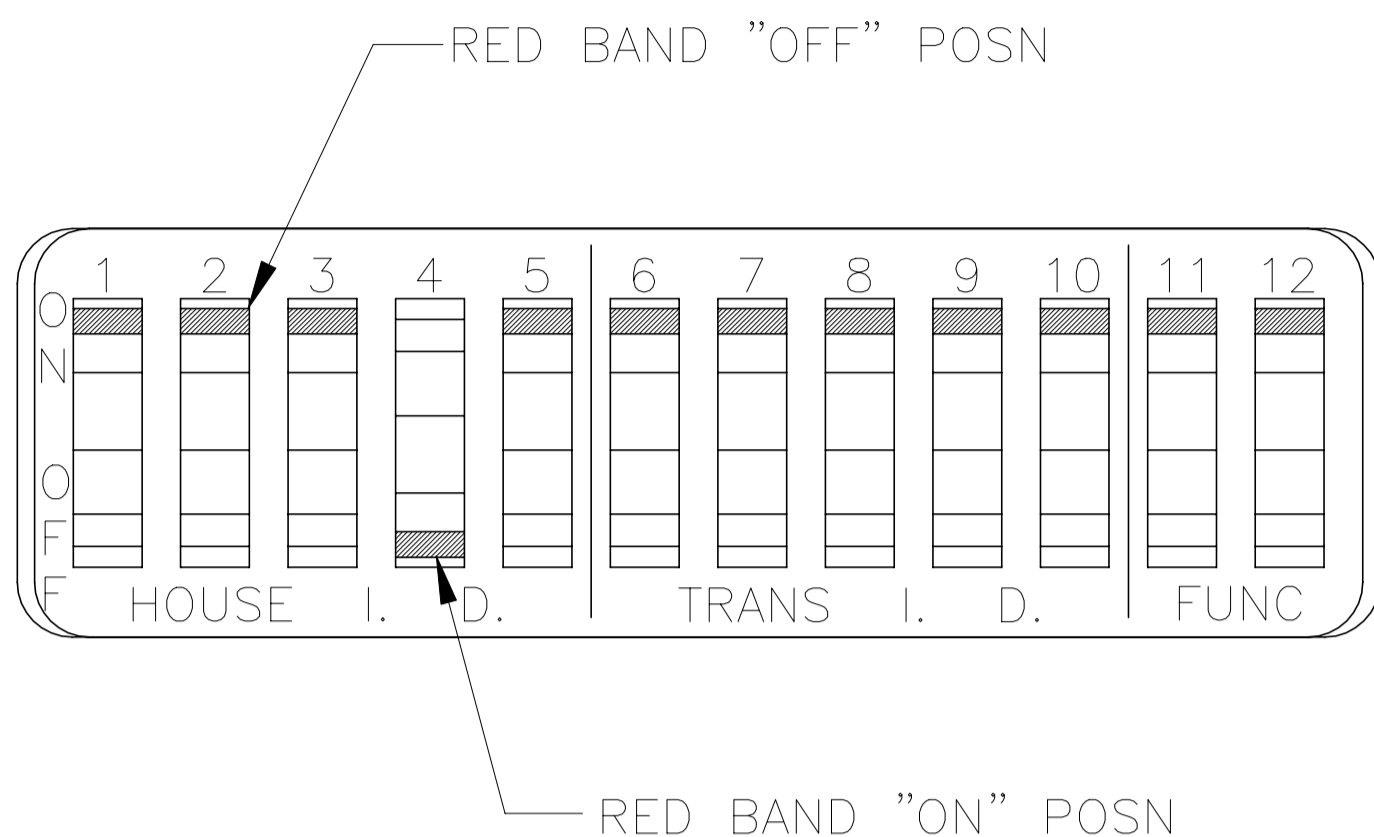


FIG 5

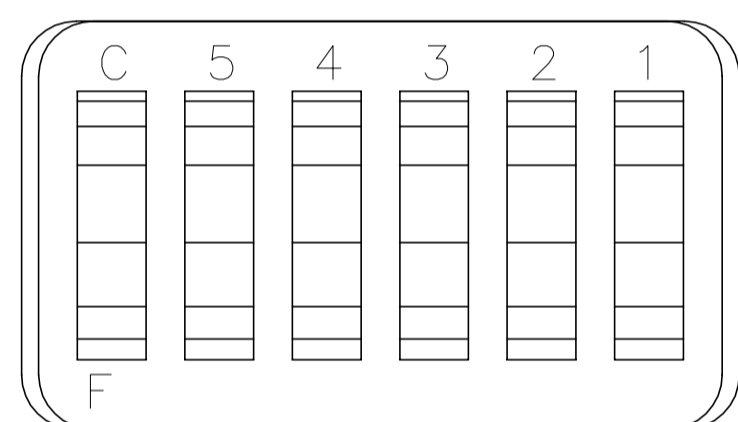


FIG 3

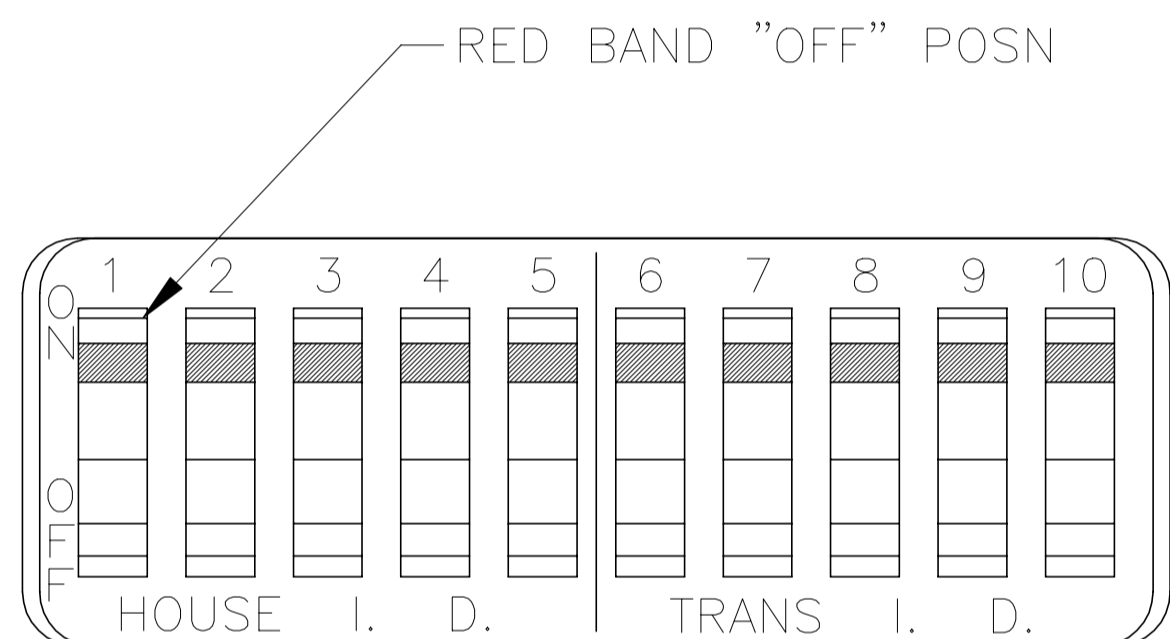


FIG 6

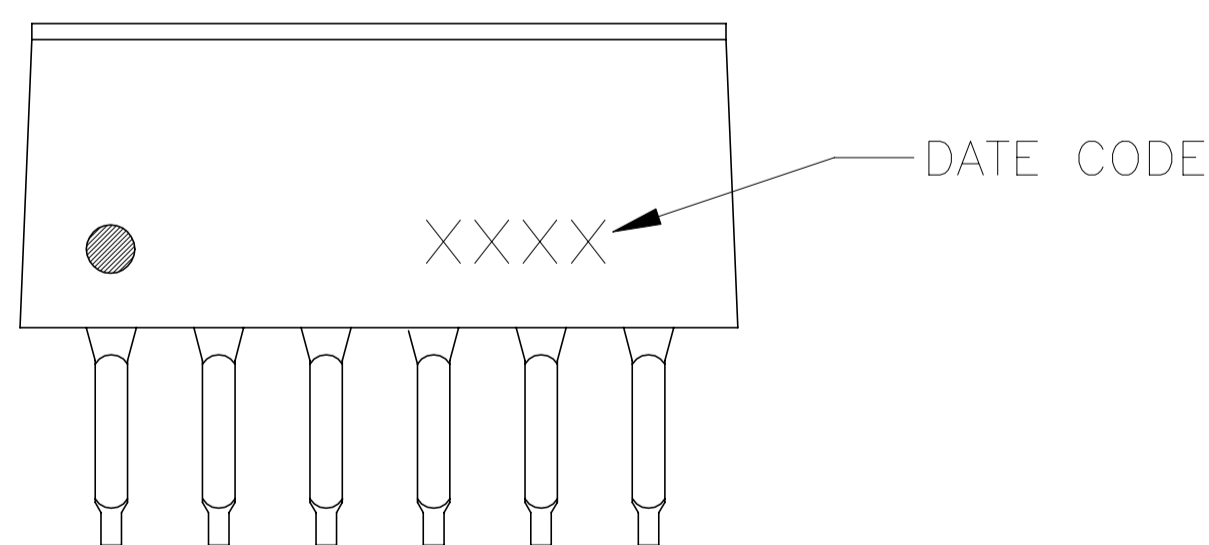


FIG 4

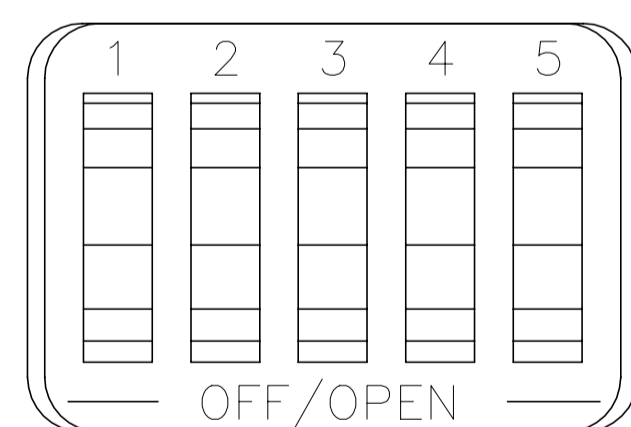


FIG 7

THIS DRAWING IS A CONTROLLED DOCUMENT.		DWN R. TALLEY 02JAN90	TE Connectivity Ltd.	
DIMENSIONS: INCHES		CHK R. MILLER 03JAN90		
		APVD H. LEITER 03JAN90		NAME
		TOLERANCES UNLESS OTHERWISE SPECIFIED:		SWITCH ASSY, DIP, TYPE C, 7100 SERIES, SPST, LOW PROFILE
0 PLC ± -		PRODUCT SPEC		SIZE
1 PLC ± -		APPLICATION SPEC		CAGE CODE
2 PLC ± -		WEIGHT		DRAWING NO
3 PLC ± .005		CUSTOMER DRAWING		RESTRICTED TO
4 PLC ± -		SCALE 4:1		SHEET 2 of 2
5 ANGLE ± -		REV AN		
FINISH		A2 00779 C=435668		