

90-2200

A

NOTE FOR SINGLE POLE SWITCHES ABOVE SWR-630-10 DIM. 375 ± .032 WAS 372 ± .032

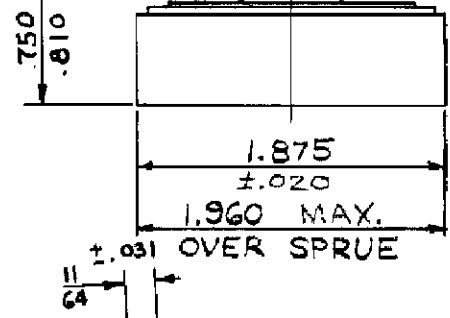
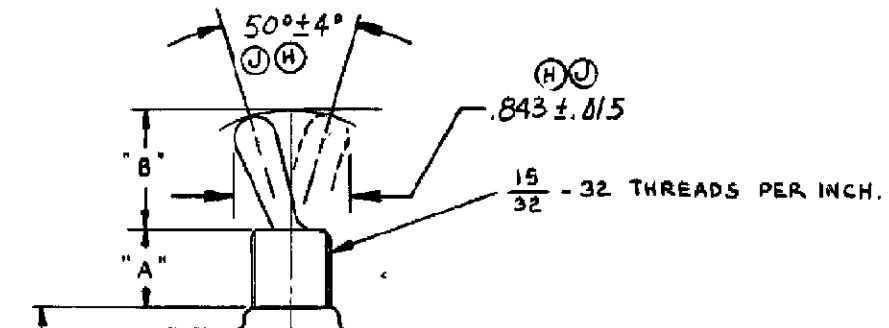
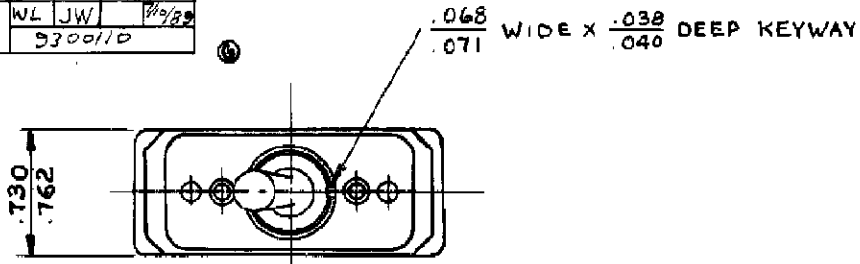
NOTE FOR WIRE RELEASE WAS 661-509 BY 31-663-10

NOTE REVISIONS TO NOTE ADDED. TERM. HOLES WERE ROUND. SQUARE. DIM. 375 ± .032 WAS 372 ± .032

NOTE REVISIONS TO NOTE ADDED. TERM. HOLES WERE ROUND. SQUARE. DIM. 375 ± .032 WAS 372 ± .032

NOTE REVISIONS TO NOTE ADDED. TERM. HOLES WERE ROUND. SQUARE. DIM. 375 ± .032 WAS 372 ± .032

REVISIONS	702A500001
TOP OF COVER	G.S. 1/24/52
ADDED 33° ± 4°	9300102
.675 ± .015	WL JW 11/9/52
50° ± 4° WAS 33° ± 4°	9300110
.843 ± .015 WAS .675 ± .015	



±.031 OVER SPRUE
11/64

THESE HOLES FOR RELEASE TOOLS. RELEASE TOOLS TO BE OF HARDENED STEEL.

.072 — #18 WIRE
.083 — #16 WIRE
.093 — #14 WIRE

3/32 SQ. HOLES TO ACCEPT #18, #16 OR #14 STRANDED TIN DIPPED WIRE LEADS SKINNED .375 ± .032.

RECOMMEND NOT INSERTING #18 WIRE AFTER HAVING REMOVED #14 WIRE.

TERMINAL LEADS TO BE PLUGGED IN THIS END OF SWITCH FOR SINGLE POLE SWITCHES

15/32"	.661-.733
11/32"	.668-.740
BUSHING LENGTH "A"	DIM. "B"

BY 31-663-10
BY 31-663-10

TITLE DIMENSIONS FOR TOOL HANDLE SWITCH			
SUP'S. NON-INTERCHANGEABLE	FIRST ASSEM. WHERE LISTED D 90-2195	DR. G. F. LAMBOY 3-15 57	CHK. L. SOTO 5-29-57
BUR'D. BY NON-INTERCHANGEABLE	APR. [Signature]	DATE 5/29/57	INDEX YES NO
CUTLER-HAMMER INC. MILWAUKEE CH NEW YORK		A	
90-2200			