

"High Frequency Ceramic Solutions"

(824 - 1990) / 2450 MHz Diplexer

P/N 1407DP15A2450

Detail Specification: 09/24/08

Page 1 of 2

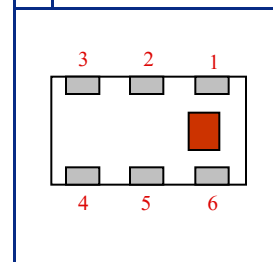
General Specifications

Part Number	1407DP15A2450
-------------	---------------

Passband (MHz)	Insertion Loss	Attenuation I	Return Loss
824 - 960	0.6 max	15 min. @ 2400 - 2500 MHz	9.5 min
1710 - 1880	1.0 max		9.5 min
1990	1.5 max		--
2400 - 2500	2.0 max	20 min @ 824-1990 MHz	9.5 min

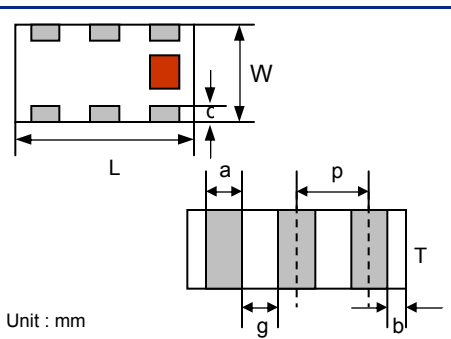
Terminal Configuration	
No.	Function
1	Higher Freq. Port (P1)
2	GND
3	Lower Freq. Port (P3)
4	GND
5	Common Port (P2)
6	GND

Input Power	3 Watts max.
Impedance	50 Ω
Operating Temp	-40 to +85°C
Storage Temp	-40 to +85°C
Reel Quantity	4000



Mechanical Dimensions

	In	mm
L	0.079 ± 0.004	2.00 ± 0.10
W	0.049 ± 0.004	1.25 ± 0.10
T	0.037 ± 0.004	0.95 ± 0.10
a	0.012 ± 0.004	0.30 ± 0.10
b	0.008 ± 0.004	0.20 ± 0.10
c	0.012 +.004/-.008	0.30 +0.1/-0.2
g	0.014 ± 0.004	0.35 ± 0.10
p	0.026 ± 0.002	0.65 ± 0.05

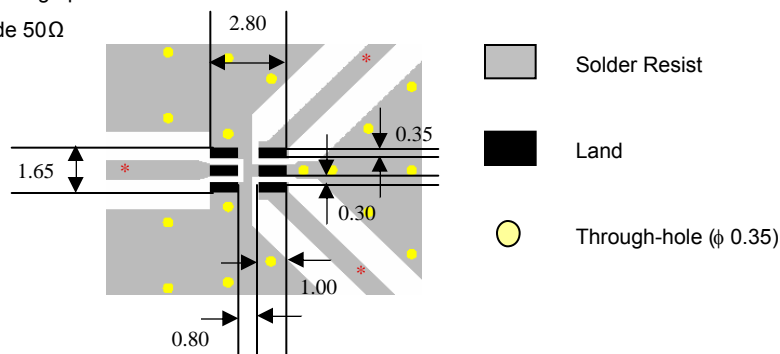


Mounting Considerations

Mount these devices with brown mark facing up.

Line width should be designed to provide 50Ω impedance matching characteristics.

Units: mm



Johanson Technology, Inc. reserves the right to make design changes without notice.
All sales are subject to Johanson Technology, Inc. terms and conditions.

"High Frequency Ceramic Solutions"

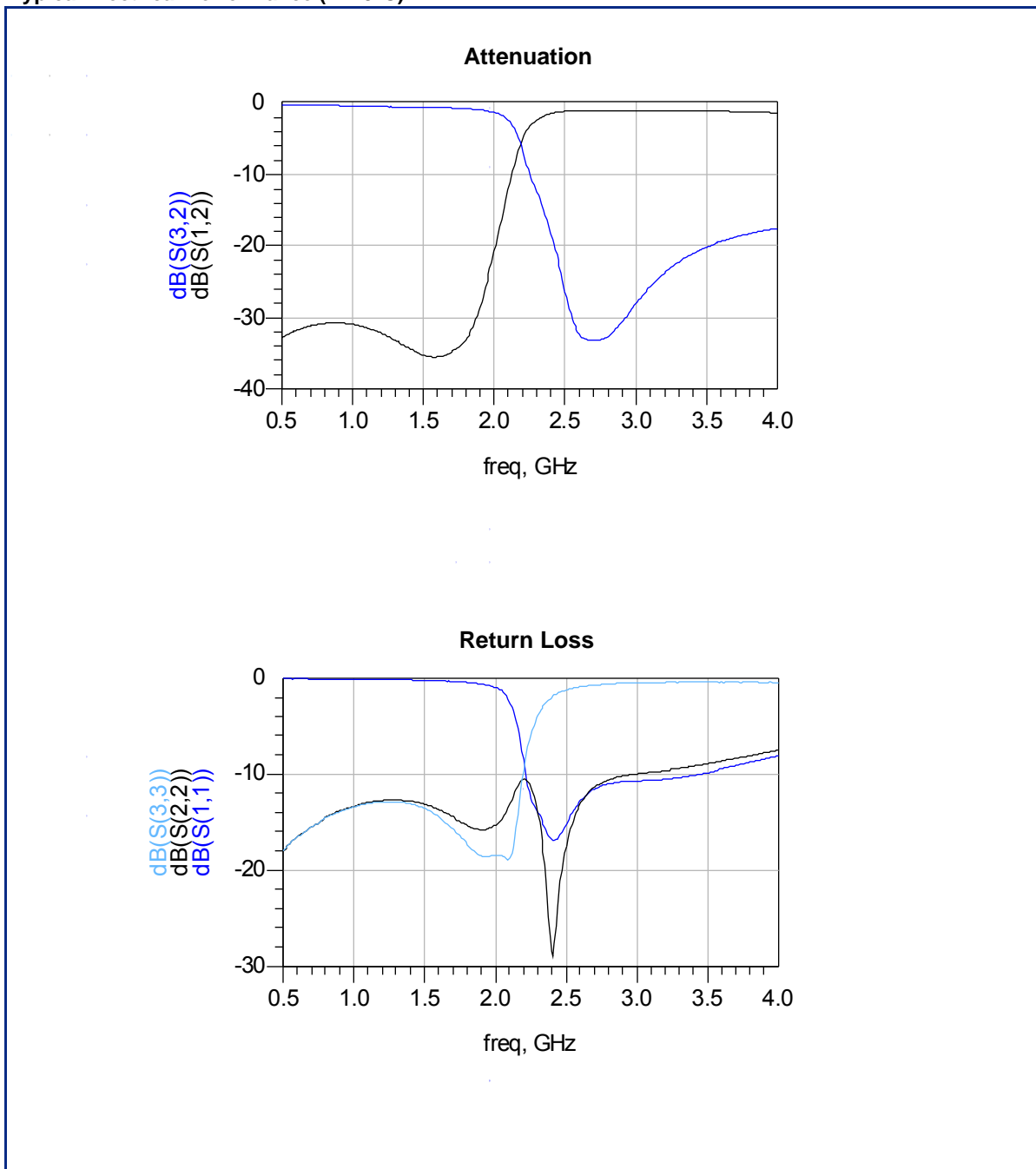
(824 - 1990) / 2450 MHz Diplexer

P/N 1407DP15A2450

Detail Specification: 09/24/08

Page 2 of 2

Typical Electrical Performance (T=25°C)



Johanson Technology, Inc. reserves the right to make design changes without notice.

All sales are subject to Johanson Technology, Inc. terms and conditions.



www.johansontechnology.com

4001 Calle Tecate • Camarillo, CA 93012 • TEL 805.389.1166 FAX 805.389.1821

2007 Johanson Technology, Inc. All Rights Reserved