

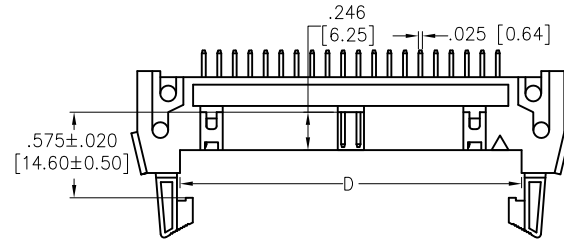
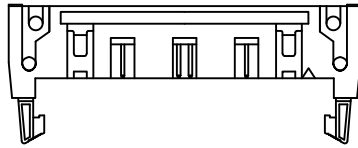
APPROVED: _____

DATE: _____ TITLE: _____

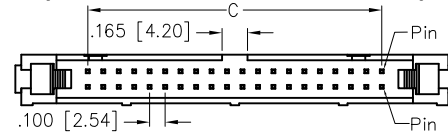
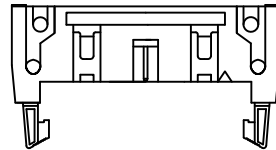
Rev	AWO #	Description	Date	Appr
-		RELEASED	3/25/10	
A		ADDED DRAWING	12/25/18	AY/RC1
B		ADDED DRAWING	12/23/21	JJ/JL1

D

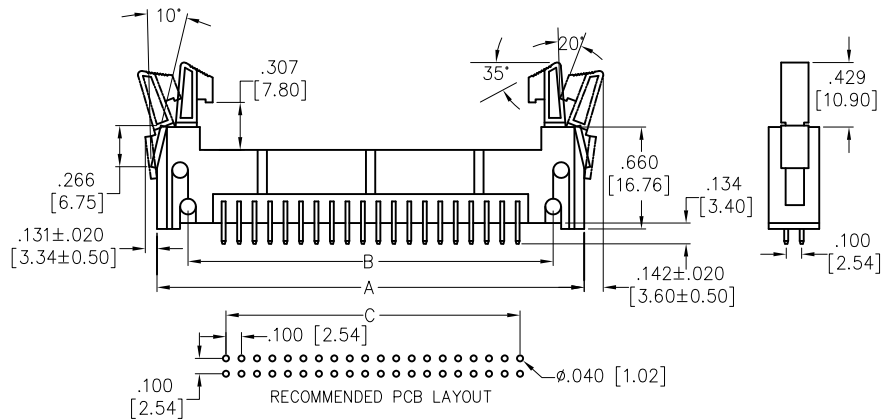
60, 64 PIN



20, 24, 26, 30, 34, 40, 50 PIN

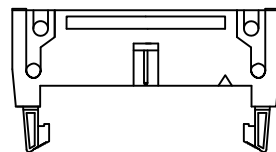


C



B

10, 14, 16 PIN



A

SPECIFICATIONS:

Material:

Insulator: PBT, glass reinforced, rated UL 94V-0, Color: Black

Contacts: Brass

Plating:

Gold flash over Nickel underplate overall

Electrical:

Current rating: 1 Amp

Contact Resistance: 10 mohm max

Insulation resistance: 1000 Mohm min

Dielectric withstanding voltage: 500 VAC for 1 minute

Temperature Rating:

Operating temperature: -55°C to +105°C

Environmental:

Lead free, RoHS compliant.



Positions: 10, 14, 16, 20, 24, 26, 30, 34, 40, 50, 60, 64

A = .100 [2.54] x No. of Spaces + .855 [21.71]

B = .100 [2.54] x No. of Spaces + .454 [11.54]

C = .100 [2.54] x No. of Spaces

D = .100 [2.54] x No. of Spaces + .305 [7.74]

UNLESS OTHERWISE SPECIFIED ALL DIMENSIONS ARE INCHES [MM]. TOLERANCES: EXCEPT AS NOTED

INCHES	Holes
.x ± .10	Øx ±.10
.xx ± .020	Øxx ±.015
.xxx ± .015	Øxxx ±.010



909 Rahway Avenue,
Union, NJ 07083
Phone: 908-687-5000
Fax: 908-687-5710

DRAWN	DY	3/25/10
CHECKED		
APPROVED		

TITLE
LATCH BOX HEADER, VERTICAL TYPE
LONG EJECTOR LATCHES

THIS DRAWING CONTAINS INFORMATION THAT IS PROPRIETARY AND SHOULD NOT BE USED WITHOUT PRIOR WRITTEN PERMISSION FROM ADAM TECH

SIZE X	PART NO. MHR-XX-VUAL	REV. B
REF: S00059T	SCALE: NTS	SHEET 1 OF 1

6

5

4

3

2

1

6

5

4

3

2

1