


## Data sheet | Item number: 289-617

Interface module; Pluggable connector per DIN 41651; 40-pole; PCB terminal blocks, triple-row; in mounting carrier; 2,50 mm<sup>2</sup>

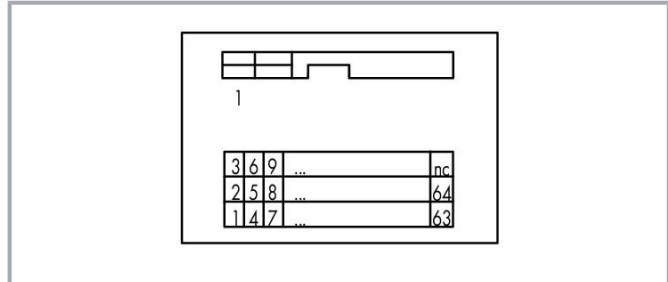


[www.wago.com/289-617](http://www.wago.com/289-617)



 Picture differs from the item.

Similar to picture



## Data

### Electrical data

Operating voltage	≤ AC/DC 125 V ≤ AC 100 V; ≤ DC 125 V
Nominal current	1 A

### Safety and protection

Rated voltage	125 V 100 V
Rated surge voltage	0.8 kV
Pollution degree	2
Protection type	IP20
Protection type	IP00; <b>Notice!</b> Live parts can be easily touched! Protection against direct

Subject to changes. Please also observe the further product documentation!

WAGO GmbH & Co. KG  
Hansastr. 27  
32423 Minden  
Phone: +49571 887-0 | Fax: +49571 887-169  
Email: [info.de@wago.com](mailto:info.de@wago.com) | Web: [www.wago.com](http://www.wago.com)

Do you have any questions about our products?  
We are always happy to take your call at +49 (571) 887-44222.



contact must be provided by the equipment manufacturer, e.g., using a WAGO 709 Series Cover (see "Accessories") or a similar cover. The installation guidelines must be observed for each individual application.

Dielectric strength (channel/channel) (AC, 1 min.)	1.3 kV <sub>rms</sub>
Insulation type	Functional insulation

### Connection data

Pole number	40
Connection type 1	System
Connector	DIN 41651 male connector
Mating direction	vertical
Conductor diameter	28 ... 12 AWG
Connection type 2	Field
Pole number 2	40
Design 2	PCB terminal blocks (triple-deck)
Connection technology 2	CAGE CLAMP®
Solid conductor 2	0.08 ... 2.5 mm <sup>2</sup> / 28 ... 12 AWG
Fine-stranded conductor 2	0.08 ... 2.5 mm <sup>2</sup> / 28 ... 12 AWG
Conductor diameter 2	28 ... 12 AWG
Strip length 2	5 ... 6 mm / 0.2 ... 0.24 inch
Note (conductor cross-section)	12 AWG: THHN, THWN
Performance level	3 / 50 mating cycles

### Connection 1

Connector	DIN 41651 connector; male connector
Pole number 1	40
Connection type 1	System
Note (conductor cross-section)	12 AWG: THHN, THWN
Mating direction	vertical
Connection type	Male connector; pluggable connector per DIN 41651

### Connection 2

Design 2	PCB terminal blocks (triple-deck)
Pole number 2	40
Connection type 2	Field
Connection technology 2	CAGE CLAMP®

Subject to changes. Please also observe the further product documentation!



WAGO connector 2	WAGO 737 Series
Solid conductor 2	0.08 ... 2.5 mm <sup>2</sup> / 28 ... 12 AWG
Fine-stranded conductor 2	0.08 ... 2.5 mm <sup>2</sup> / 28 ... 12 AWG
Strip length 2	5 ... 6 mm / 0.2 ... 0.24 inches

## Physical data

Width	74 mm / 2.913 inches 74 mm / 2.913 inch
Height	85 mm / 3.346 inches 85 mm / 3.346 inch
Depth from upper-edge of DIN-rail	62 mm / 2.441 inches 62 mm / 2.441 inch

## Mechanical Data

Mounting type	DIN-35 rail
Housing design	Mounting carrier

## Material Data

Contact material (connector)	Au over Ni Au over Ni
Fire load	1.203 MJ 0.927 MJ
Weight	114 g

## Environmental requirements

Ambient temperature (operation)	-20 ... +55 °C -20 ... 55 °C
Ambient temperature (storage)	-40 ... +70 °C -40 ... 70 °C
Relative humidity	85% (non-condensing)
Operating altitude (max.)	2000 m

## Standards and specifications

Standards/specifications	EN 61010-2-201
--------------------------	----------------

## Commercial data

Product Group	6 (INTERFACE ELECTRONIC)
---------------	--------------------------

Subject to changes. Please also observe the further product documentation!

WAGO GmbH & Co. KG  
Hansastr. 27  
32423 Minden  
Phone: +49571 887-0 | Fax: +49571 887-169  
Email: [info.de@wago.com](mailto:info.de@wago.com) | Web: [www.wago.com](http://www.wago.com)

Do you have any questions about our products?  
We are always happy to take your call at +49 (571) 887-44222.




eCl@ss 10.0	27-14-11-52
eCl@ss 9.0	27-14-11-52
ETIM 8.0	EC002780
ETIM 7.0	EC002780
PU (SPU)	4 (1) pcs 4 (1) Stück
Packaging type	box
Country of origin	DE
GTIN	4045454353612
Customs tariff number	85366990990

### Environmental Product Compliance


RoHS Compliance Status	Compliant, No Exemption
------------------------	-------------------------

### Approvals / Certificates

#### General approvals

Logo	Approval	Additional Approval Text	Certificate name
	EAC Brjansker Zertifizierungsstelle	TP TC 004/2011	EAC RU C-DE.AM02.B.00122 /19

#### Declarations of conformity and manufacturer's declarations

Logo	Approval	Additional Approval Text	Certificate name
	EU-Declaration of Conformity WAGO GmbH & Co. KG	-	-

### Optional accessories

#### Tool

Operating tool
----------------



Item no.: 210-720

Operating tool; Blade: 3.5 x 0.5 mm; with a partially insulated shaft; multicoloured

[www.wago.com/210-720](http://www.wago.com/210-720)




#### Marking accessories

Subject to changes. Please also observe the further product documentation!

WAGO GmbH & Co. KG  
Hansastr. 27  
32423 Minden  
Phone: +49571 887-0 | Fax: +49571 887-169  
Email: [info.de@wago.com](mailto:info.de@wago.com) | Web: [www.wago.com](http://www.wago.com)

Do you have any questions about our products?  
We are always happy to take your call at +49 (571) 887-44222.

## Marking strip

	<b>Item no.: 709-196</b> Marking strips; for laser printer; translucent	<a href="http://www.wago.com/709-196">www.wago.com/709-196</a>
	<b>Item no.: 709-178</b> Marking strips; on reel; 7.5 mm wide; not stretchable; plain; snap-on type; white	<a href="http://www.wago.com/709-178">www.wago.com/709-178</a>
	<b>Item no.: 709-177</b> Marking strips; on reel; 7.5 mm wide; not stretchable; plain; snap-on type; translucent	<a href="http://www.wago.com/709-177">www.wago.com/709-177</a>

## Downloads

### Documentation

## Bid Text

289-617 X81 - Datei	2019 Feb 19	xml 3.5 kB	Download
289-617 doc - Datei	2015 Feb 9	doc 26.1 kB	Download

## Instruction Leaflet

		pdf 1.3 MB	Download
--	--	---------------	----------

## Additional Information

Disposal and Recycling Electrical and electronic equipment, Batteries, Packaging	V 1.1.0 2022 Aug 18	pdf 2.2 MB	Download
---	------------------------	---------------	----------

## CAD/CAE-Data

## CAD data

2D/3D Models 289-617		URL	Download
----------------------	--	-----	----------

## CAE data

EPLAN Data Portal 289-617		URL	Download
---------------------------	--	-----	----------

## ZUKEN Portal 289-617

Subject to changes. Please also observe the further product documentation!

[URL](#) [Download](#)

WSCAD Universe 289-617

[URL](#) [Download](#)

## Environmental Product Compliance

### Compliance Search


Environmental Product Compliance 289-617

[URL](#) [Download](#)


Interface module; Pluggable connector per DIN 41651; 40-pole; PCB terminal blocks, triple-row; in mounting carrier; 2,50 mm<sup>2</sup>

## Installation Notes

### Conductor termination




Conductor termination – screwdriver actuation parallel to conductor entry




Conductor termination – screwdriver actuation perpendicular to conductor entry

### Installation



Snapping a module onto DIN-rail.



Removing a module from the DIN-rail.

Subject to changes. Please also observe the further product documentation!