


RI-60SMDM Series Molded Dry Reed Switch



RI-60SMDM Series

Ultra-miniature dry-reed switch hermetically sealed in a gas-filled glass envelope. Single-pole, single-throw (SPST) type, having normally open contacts, and containing two magnetically actuated reeds.

The switch is of the double-ended type and may be actuated by an electromagnet, a permanent magnet or a combination of both.

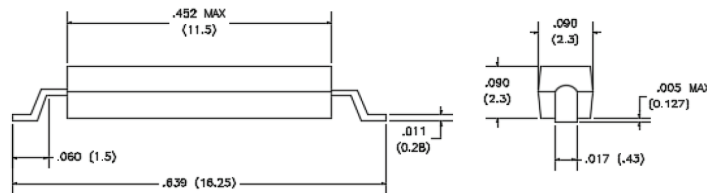
The RI-60SMDM is available in industry standard Gull wing lead configurations.

RI-60SMDM Series Features

- Contact layers: gold, sputtered ruthenium
- Superior glass-to-metal seal and blade alignment
- Excellent life expectancy and reliability
- Industry standard SMD package

Dimensions for RI-60SMDM Series

*All Dimensions in inches (mm)
are nominal unless noted otherwise.*



Technical Specifications

Parameters	Test Conditions	Units	RI-60SMDM	
Operating Characteristics				
Operate Range		AT*	10-15	15-20
Release Range		AT*	3 (min)	4-18
Electrical Characteristics				
Switched Power (max)		W	10	
Switched Voltage DC (max)		V	200	
Switched Voltage AC, RMS value (max)		V	140	
Switched Current DC (max)		mA	500	
Switched Current AC, RMS value (max)		mA	500	
Carry Current DC (max)		mA	500	
Breakdown Voltage (min)		V	230	
Contact Resistance (initial max.)		mΩ	125	
Contact Resistance (initial typ.)		mΩ	95	
Contact Capacitance (max)	without test coil	pF	0.25	
Insulation Resistance (min)	RH ≤ 45%	MΩ	10 ⁶	
Environmental Ratings				
Storage Temperature		°C	-40 to +125	
Operating Temperature		°C	-40 to +125	
Vibration Resistance		G	10	
Shock Resistance		G	100	

NOTES: * AT values are based on full length, measured using Philips Standard Coil (PSC).

RI-60SMDM Series Molded Dry Reed Switch

ORDERING INFORMATION

RI-60SMDM-XXXX-G1

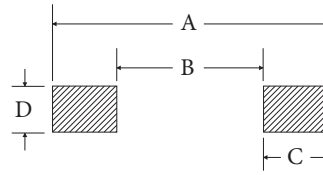
Lead Configuration:
G1 for Gull Wing

AT Ranges

1015
1520

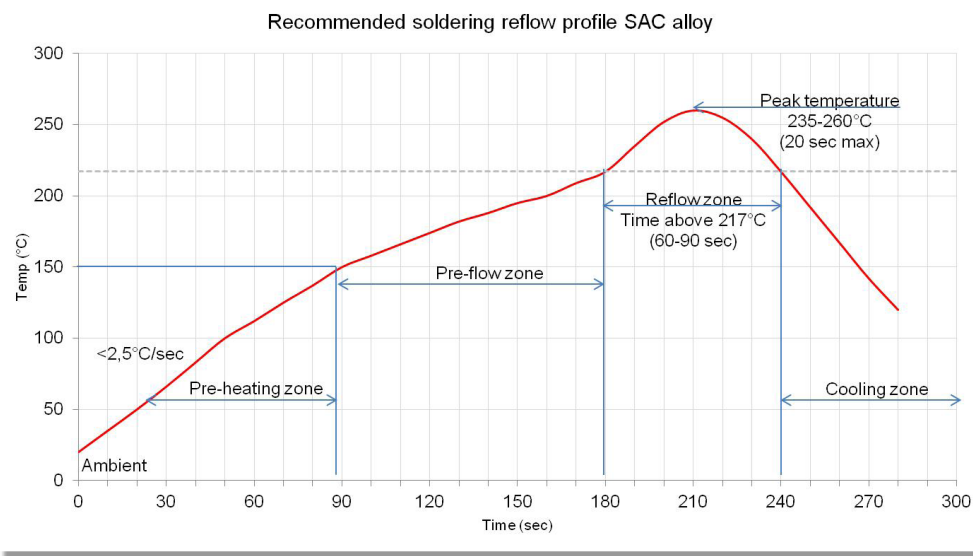
Series

Recommended PCB SMD Pad Layout



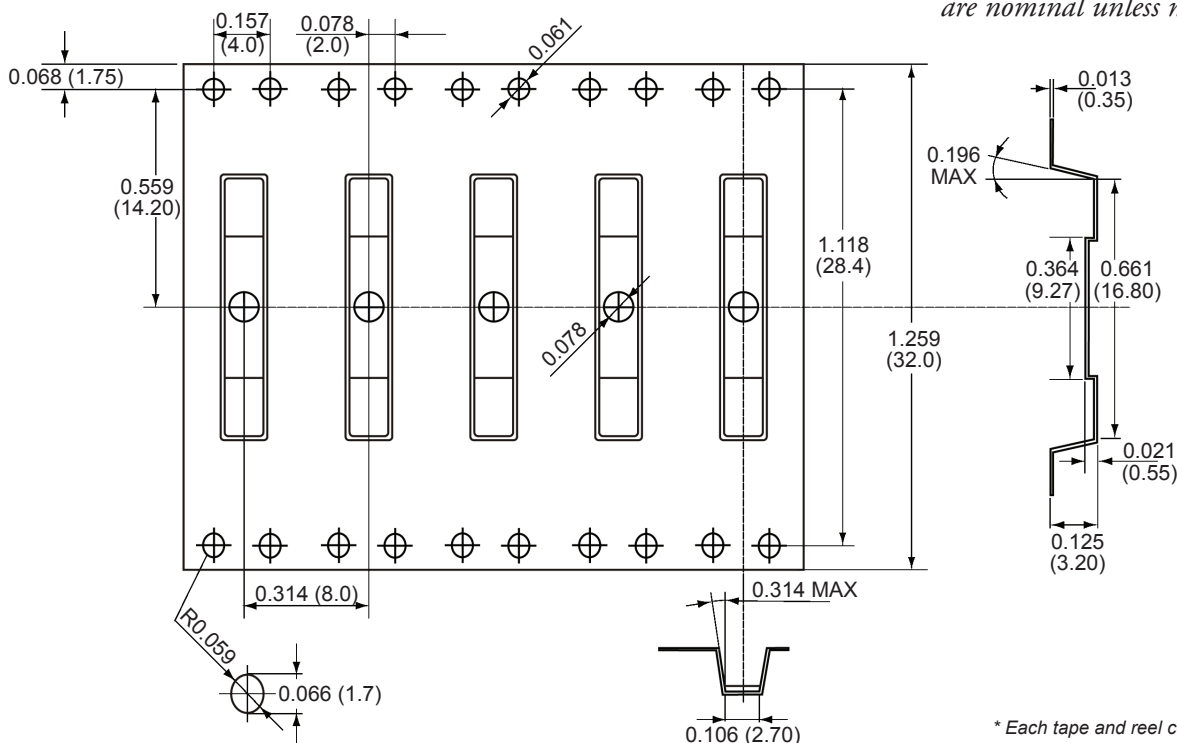
Recommended Pad Layout				
Lead Type	Dim. A	Dim. B	Dim. C	Dim. D
G1	.692 / 17.57	.520 / 13.20	.086 / 2.18	.041 / 1.04

Recommended Soldering Reflow Profile



Dimensions for RI-60SMDM Tape and Reel

All Dimensions in inches (mm) are nominal unless noted otherwise.



* Each tape and reel contains 2,500 pieces.