© – TE Connectivity. All Rights Reserved.

REVISIONS					
P	LTR	DESCRIPTION	DATE	DWN	APVD
	B	REVISED PER ECO-20-013368	24SEP2020	RZ	HL

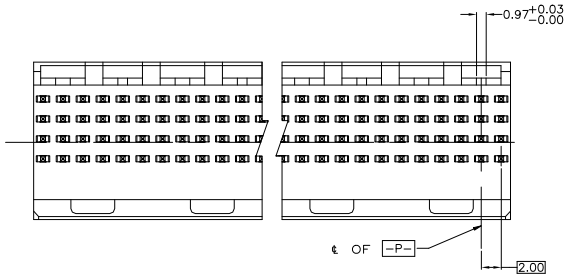

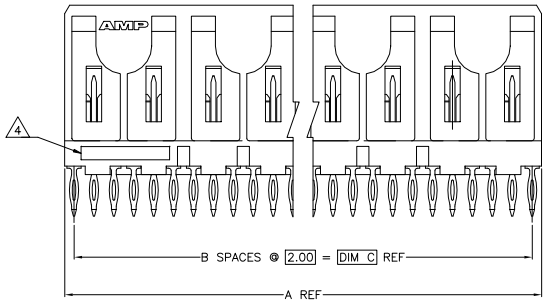

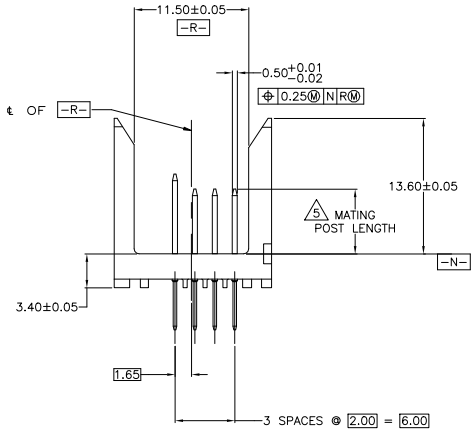

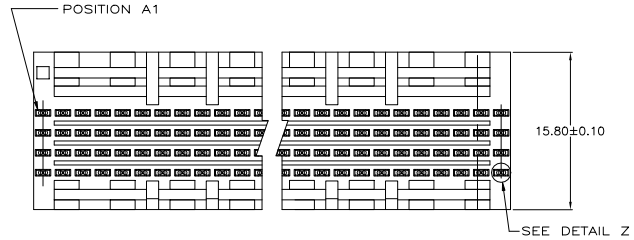

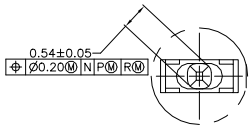

DETAIL Z
SCALE 20:1

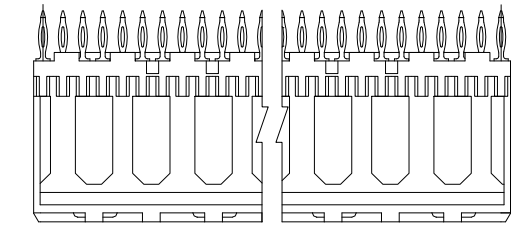

1. HOUSING MATERIAL: LIQUID CRYSTAL POLYMER PER ASTM D5138 LCP000 G30A 32250, COLOR: NATURAL.
2. CONTACT MATERIAL: PHOSPHOR BRONZE.
3. CONTACT FINISH:
   UNDERPLATE (ENTIRE CONTACT):
   0.00127 MIN NICKEL PER SAE-AMS-QQ-N-290.
   ON MATING SURFACES:
   CONFORMS TO ALL TESTING SPECIFIED FOR TELCORDIA UNCONTROLLED ENVIRONMENT.
   ON LEADS
   0.0006 MIN TIN PER ASTM B 545 OVER UNDERPLATE.
   LUBRICATION (MIN MATING SURFACES):
   SURFACE CONDITIONER AFTER PLATING.
4. PART MARKING, LOCATED APPROXIMATELY AS SHOWN.
5. DIMENSION APPLIES WHEN SEATED ON PRINTED CIRCUIT BOARD.

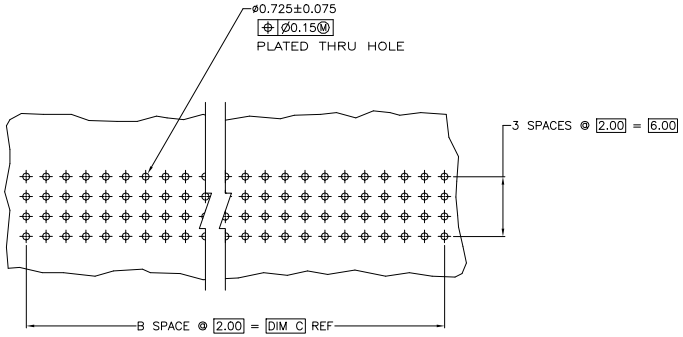

RECOMMENDED CIRCUIT PATTERN
PER IPC-D300 TYPE II, CLASS C
(COMPONENT SIDE)

CODE LETTER	5 MATING POST LENGTH ±0.10	LEAD LENGTH (REF)
T	8	4.25
J	6.5	4.25

	C	B	A	FINISH	NO OF POSN	PART NUMBER
	34	17	35.88	3	72	5536540-6
	82	41	83.88	3	168	5536540-5
OBSOLETE	94	47	95.88	3	192	~~5536540-4~~
OBSOLETE	46	23	47.88	3	96	~~5536540-3~~
	22	11	23.88	3	48	5536540-2
OBSOLETE	10	5	11.88	3	24	~~5536540-1~~

ROW	1	2	3																						X
D	J	J	J	J	J	J	J	J	J	J	J	J	J	J	J	J	J	J	J	J	J	J	J	J	
C	J	J	J	J	J	J	J	J	J	J	J	J	J	J	J	J	J	J	J	J	J	J	J	J	
B	J	J	J	J	J	J	J	J	J	J	J	J	J	J	J	J	J	J	J	J	J	J	J	J	
A	T	T	T	T	T	T	T	T	T	T	T	T	T	T	T	T	T	T	T	T	T	T	T	T	
	SIGNAL			SIGNAL			SIGNAL			SIGNAL			SIGNAL			SIGNAL			SIGNAL			SIGNAL		
POSITION																									

THIS DRAWING IS A CONTROLLED DOCUMENT:

DIMENSIONS: mm

TOLERANCES UNLESS OTHERWISE SPECIFIED:
0 PLC ± –
1 PLC ± –
2 PLC ± 0.13
3 PLC ± –
4 PLC ± –
ANGLES ± –

MATERIAL 1 2
FINISH 3

DWN	B. MCMASTER	07SEP04
CHK	R. WERTZ	07SEP04
APVD	R. WERTZ	07SEP04
PRODUCT SPEC	—	
APPLICATION SPEC	—	
WEIGHT	0.000000	

TE Connectivity

NAME: ASSEMBLY, PIN, SIGNAL, VERTICAL, Z-PACK 2mm FB PRESS FIT LEADS, SEQUENCED BY ROW
–

SIZE	CAGE CODE	DRAWING NO	RESTRICTED TO
A1	00779	C-5536540	—

CUSTOMER DRAWING | SCALE 4:1 | SHEET 1 OF 1 | REV B

4805 (1/15)