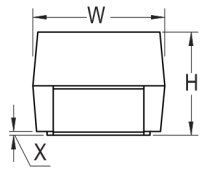
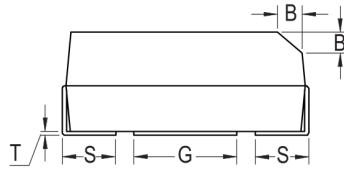


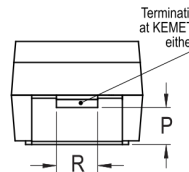
CATHODE (-) END VIEW



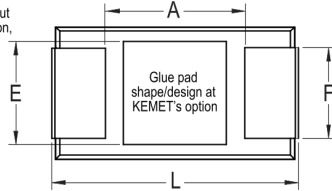
SIDE VIEW



ANODE (+) END VIEW



BOTTOM VIEW



Click [here](#) for the 3D model.

General Information

| | |
|------------------|--|
| Series | T493 HRA |
| Dielectric | MnO ₂ Tantalum |
| Style | SMD Chip |
| Description | SMD, MnO ₂ , Molded, High Reliability |
| Features | High Reliability |
| RoHS | No |
| Prop 65 | ⚠ WARNING: Cancer and reproductive harm - http://www.p65warnings.ca.gov . |
| SCIP Number | 652b281f-d242-4453-bc44-0655d646cec3 |
| Termination | Hot Solder Dipped |
| AEC-Q200 | No |
| Component Weight | 654.04 mg |

Specifications

| | |
|-------------------------|---|
| Capacitance | 47 uF |
| Capacitance Tolerance | 10% |
| Voltage DC | 25 VDC (85C), 16.75 VDC (125C) |
| Temperature Range | -55/+125°C |
| Rated Temperature | 85°C |
| Dissipation Factor | 6% 120Hz 25C |
| Failure Rate | C (0.01%/1000 Hrs) |
| Resistance | 0.7 Ohms (100kHz 25C) |
| Ripple Current | 485 mA (rms, 100kHz 25C) |
| Leakage Current | 11.8 uA (5min 25°C) |
| Testing and Reliability | 10 Cycles Surge Current Testing At +25C After Weibull |

Dimensions

| | |
|-----------|-----------------|
| Footprint | 7343 |
| L | 7.3mm +/-0.3mm |
| W | 4.3mm +/-0.3mm |
| H | 4mm +/-0.3mm |
| T | 0.13mm REF |
| S | 1.3mm +/-0.3mm |
| F | 2.4mm +/-0.1mm |
| A | 3.8mm MIN |
| B | 0.5mm +/-0.15mm |
| E | 3.5mm REF |
| G | 3.5mm REF |
| P | 1.7mm REF |
| R | 1mm REF |
| X | 0.1mm +/-0.1mm |

Packaging Specifications

| | |
|--------------------|------------|
| Packaging | T&R, 178mm |
| Packaging Quantity | 500 |