

Product Change Notification(PCN)

Issue Date: 07.06.2017
Modification / Revision Date: 07.06.2017

AWH_xx_G-x-2-x-2-IDC DIN 41651, ejector header, 2.54mm, IDC, 180°, tray

Change Notification: PCN 20170602_AWH_xx_G-x-2-x-2-IDC

Description of changes:

01. Modification of insulator body
02. Change of dimension
03. Draw.-No. ASS_0532_COrev08 substitutes ASS_0532_COrev07
04. Draw.-No. ASS_2231_COrev08 substitutes ASS_2231_COrev07

Date of change and Implementation: Change: Week 4 / 2017 [Datecode of production]
Implementation: 07.06.2017

Key Characteristics of Change: Modification & Dimension, see page 3

Products Affected: AWH xxG-02x2-IDC
AWH xxG-E2x2-IDC

Reason for Change: In order to avoid that the tube cover will unfortunately press IDC article parts into each other during transport, the article body gets modification of insulator body design.

Response : No response to this notification is required.

PCN Revision History:

Date of Revision: 07.06.2017

Revision Number: 00

page 1/

Auf dem Schüffel 1
 D-58513 Lüdenscheid
 Tel.: +49-2351 - 554-0
 Fax +49 (2351) 554-861
 info@assmann-wsw.com
 www.assmann-wsw.com

Product Change Notification(PCN)

Issue Date: 07.06.2017
 Modification / Revision Date: 07.06.2017

Old version	New version
<p>WSW P/N:AWH xxG-02x2-IDC</p>	<p>WSW P/N:AWH xxG-02x2-IDC</p>
<p>WSW P/N:AWH xxG-E2x2-IDC</p>	<p>WSW P/N:AWH xxG-E2x2-IDC</p>
<p>For detail, please take attached new drawings for reference.</p>	

PCN Revision History:

Date of Revision: 07.06.2017

Revision Number: 00

1

2

3

4

5

6

7

A

A

B

B

C

C

D

D

E

E

F

F

NOTES:

MATERIAL

- 1. Insulator Material: PBT+30%G.F.(UL94V-0), Grey
- 2. Contact Material : Brass
- 3. Contact Plating : 1u" Au selective Over Ni

ELECTRICAL

- 1. Current Rating : 3.0 AMP
- 2. Withstand Voltage : 1000V AC/minute
- 3. Contact Resistance : 20mΩ max
- 4. Insulation Resistance: 1000MΩ min

ENVIRONMENTAL

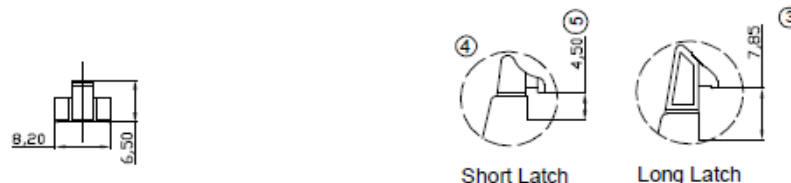
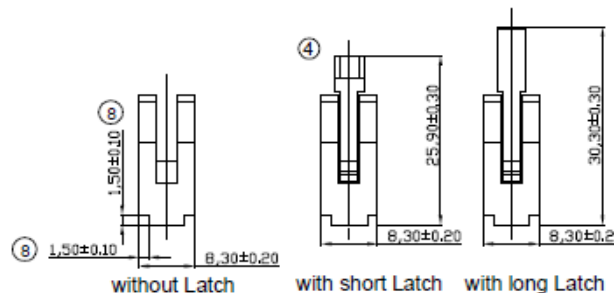
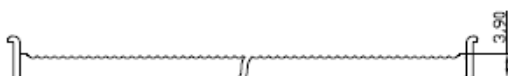
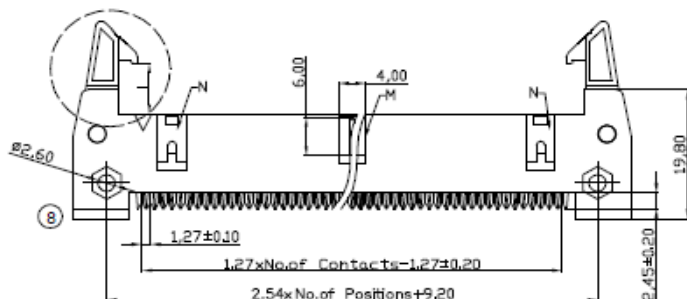
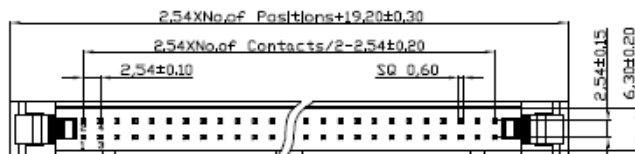
- 1. Operation Temperature: -40°C to +105°C
- ⑦ 2. Packing : Tube
- 3. 10P~18P with slot "M" without slot "N"
20P~64P with slot "M" and "N"

Ordering Information

AWH xxG-02x2-IDC

No. of Contacts:
10, 14, 16, 20, 26,
30, 34, 40, 50, 60, 64

Latch Type
0 -without latch
2 -with short latches
3 -with long latches



RoHS compliant

Unit: mm



File No.: E198287

DIM	TOL	Id.	Modification	Date	Name
Scale	Free	⑧	Modify the shape of insulator	05.08.2017	Winnie
TOLERANCE		⑦	Change the packing tray into tube	21.09.2015	Winnie
X.X	±0.40	⑥	Add UL file no.	12.12.2013	Winnie
X.XX	±0.25	⑤	Update	29.03.2013	Amy
X.XXX	±0.15	④	Correct drawing of short latch	05.05.2010	Dean
ANGLE	±3°	③	Modify dimension from 7.85 to 7.85	03.11.2008	Dean



Customer-No.	
ASSMANN WSW-No.	AWH xxG-02x2-IDC
Drawing-No.	ASS 2231 CO rev08
Replace	Sheet

1

2

3

4

5

6

7

H

H

1

2

3

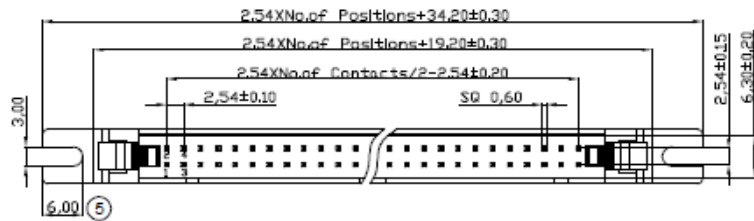
4

5

6

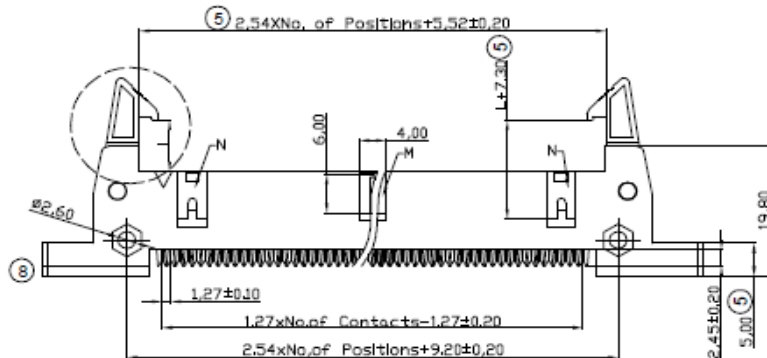
7

A



B

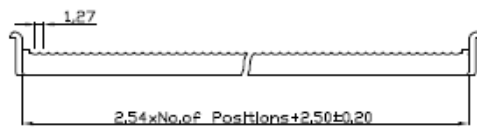
C



D

E

F



NOTES:

MATERIAL

1. Insulator Material: PBT+30%G.F. (UL94V-0), Grey
2. Contact Material : Brass
3. Contact Plating : 1u" Au selective Over Ni

ELECTRICAL

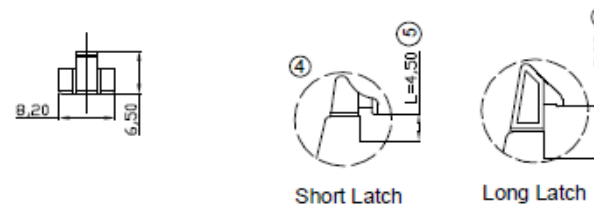
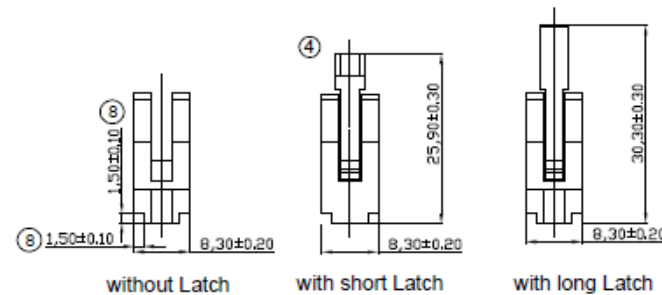
1. Current Rating : 3.0 AMP
2. Withstand Voltage : 1000V AC/minute
3. Contact Resistance : 20mΩ max
4. Insulation Resistance: 1000MΩ min

ENVIRONMENTAL

1. Operation Temperature: -40°C to +105°C
2. Packing : Tube
3. 10P~18P with slot "M" without slot "N"
20P~64P with slot "M" and "N"

Ordering Information

AWH xxG-E2x2-IDC

No. of Contacts:
10, 14, 16, 20, 26,
30, 34, 40, 50, 60, 64Latch Type
0 -without latch
2 -with short latches
3 -with long latches

RoHS compliant

Unit: mm



File No.: E 198287

Scale	Free	⑧	Modify the shape of insulator	05.08.2017	Winnie		Date	Name	Customer-No.
TOLERANCE		⑦	Change the packing tray into tube	21.09.2015	Winnie	Drawn	29.05.2008	Hellwig	ASSMANN WSW-No. AWH xxG-E2x2-IDC
XX	±0.40	⑥	Add UL file no.	12.12.2013	Amy	Approved	05.08.2017	Winnie	
X,XX	±0.25	⑤	Update	03.04.2013	Winnie				
X,XXX	±0.15	④	Correct drawing of short latch	05.05.2010	Dean				Drawing-No.
ANGLE	±3°	③	Modify dimension from 7.65 to 7.85	03.11.2009	Dean				ASS 0532 CO
DIM	TOL	Id.	Modification	Date	Name	Replace	Sheet		

1

2

3

4

5

6

7

A

B

C

D

E

F

G

H