

DESIGNED & DIMENSIONED
IN MILLIMETERS [INCHES]

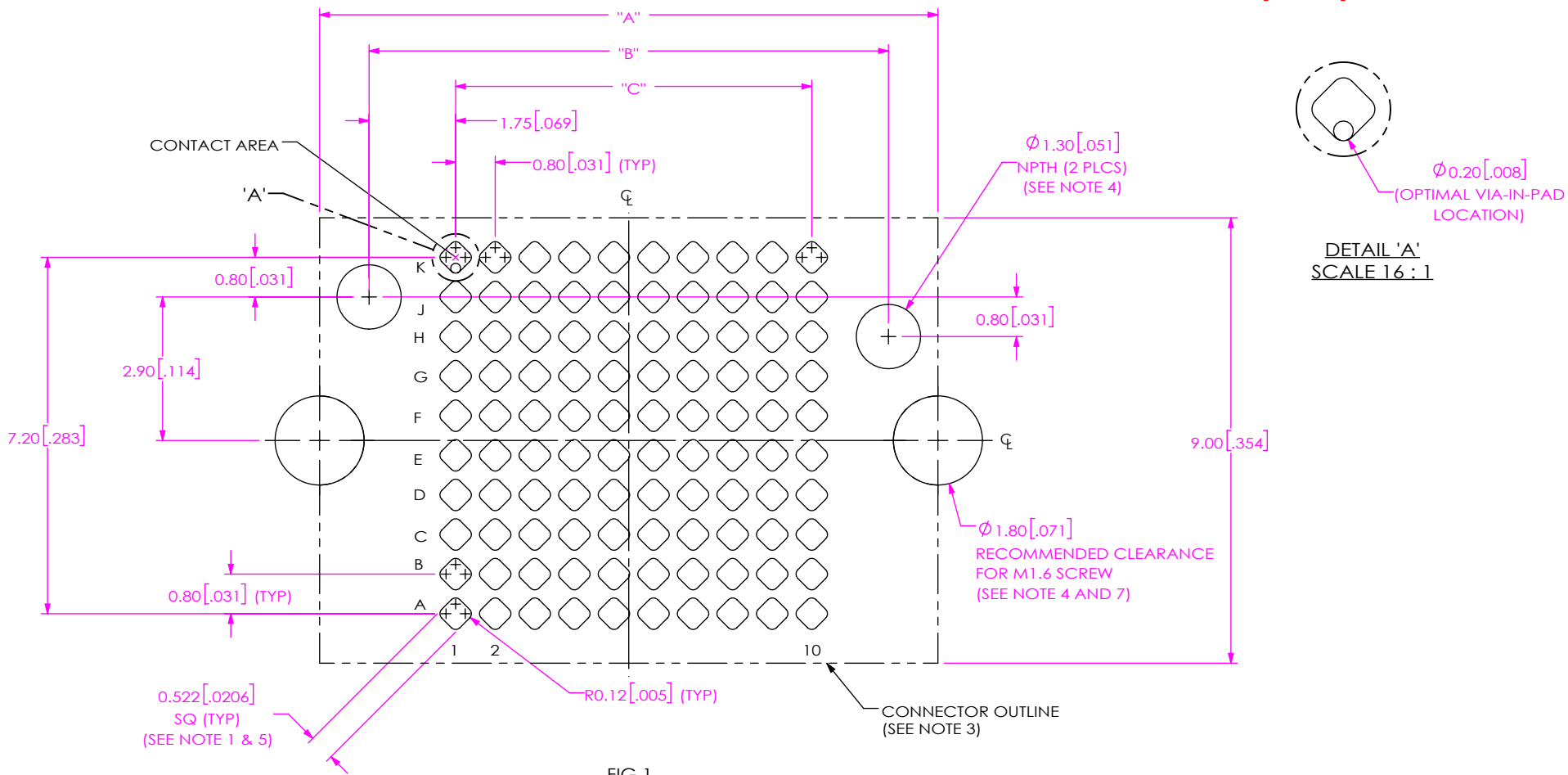


FIG 1
ZA8-10-2-1.00-X-10 BOTTOM MATING PCB SHOWN
(DUAL COMPRESSION)

TABLE 1			
No OF POS	"A"	"B"	"C"
-10	12.50 [492]	10.50 [413]	7.200 [2835]
-20	20.50 [807]	18.50 [728]	15.200 [5984]
-30	31.70 [1.248]	29.70 [1.169]	26.400 [1.0394]
-40	39.70 [1.563]	37.70 [1.484]	34.400 [1.3543]

NOTES:

1. COMPRESSION SIDE PAD PLATING TO BE 0.000762[.000030] GOLD WITH HARDNESS OF 130-200 KNOOP PER ASTM B 488 TYPE 2, GRADE C.
2. SOLDER BALL PADS TO HAVE SOLDERABLE SURFACE FINISH.
3. COMPRESSION SIDE SOLDER MASK KEEP OUT AREA.
4. SEE PRODUCT SPEC SHEET AND ZAX MATED DOCUMENT FOR HARDWARE RECOMMENDATIONS.
5. COMPRESSION PCB PAD COPLANARITY TO BE 0.05[.002] MAXIMUM ACROSS EACH ARRAY FIELD.
6. RECOMMENDED PLACEMENT FOR 1.587[.0625] THICK MATING PCB.
7. IF NON-SAMTEC HARDWARE IS BEING USED, TOLERANCE STUDY MUST BE VERIFIED.

F:\dwg\misc\mktg\footprnt\ZA8-XX-X-X.XX-X-XX-X-FOOTPRINT.SLDDRW

UNLESS OTHERWISE SPECIFIED,
DIMENSIONS ARE IN MILLIMETERS.
TOLERANCES ARE:
DECIMALS ANGLES
X.X: ±0.10 [0.004] 2°
X.XX: ±0.08 [0.003]
X.XXX: ±0.025 [0.0010]

PROPRIETARY NOTE
THIS DOCUMENT CONTAINS CONFIDENTIAL AND PROPRIETARY INFORMATION AND ALL DESIGN, MANUFACTURING, REPRODUCTION, USE, PATENT RIGHTS AND SALES RIGHTS ARE EXPRESSLY RESERVED BY SAMTEC, INC. THIS DOCUMENT SHALL NOT BE DISCLOSED, IN WHOLE OR PART, TO ANY UNAUTHORIZED PERSON OR ENTITY NOR REPRODUCED, TRANSFERRED OR INCORPORATED IN ANY OTHER PRODUCT IN ANY MANNER WITHOUT THE EXPRESS WRITTEN CONSENT OF SAMTEC, INC.



520 PARK EAST BLVD, NEW ALBANY, IN 47150
PHONE: 812-944-6733 FAX: 812-948-5047
e-Mail info@SAMTEC.com code 55322

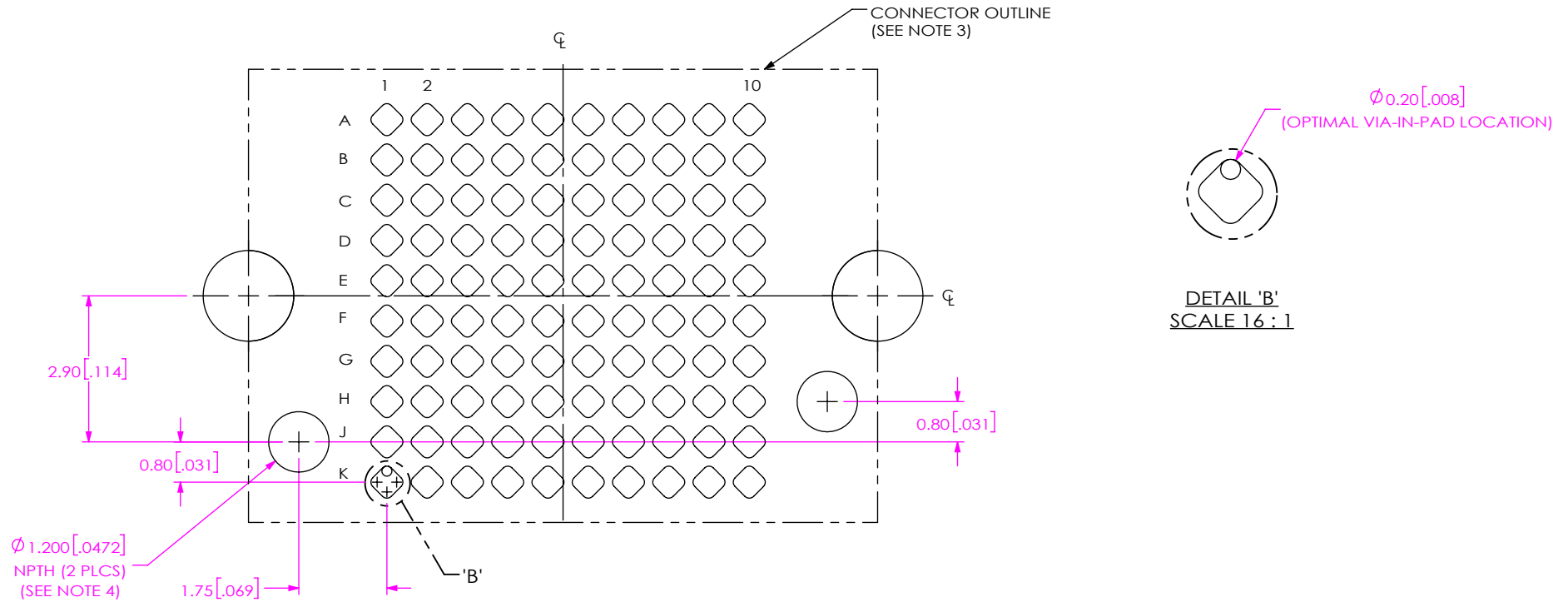


FIG 2
ZA8-10-2-1.00-X-10 TOP MATING PCB SHOWN
(DUAL COMPRESSION)
(DIFFERENT AS SHOWN, OTHERWISE SAME AS FIG 1)

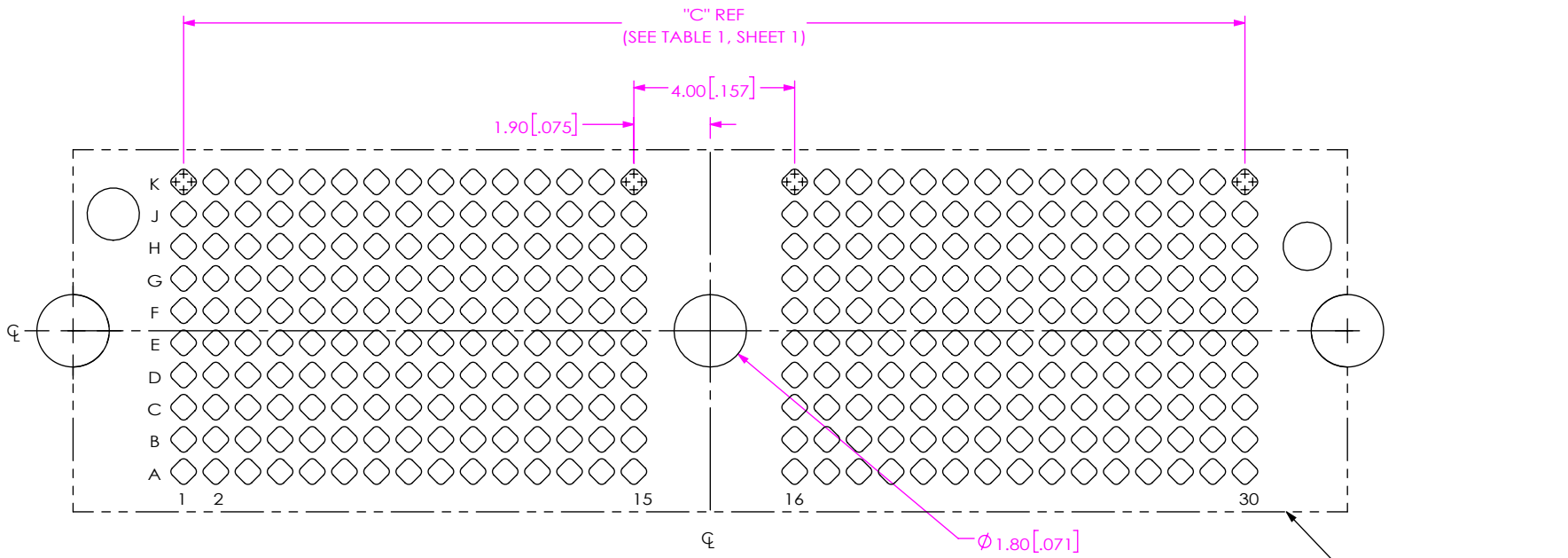


FIG 3
 ZA8-30-2-1.00-X-10 BOTTOM MATING PCB SHOWN
 (DUAL COMPRESSION)
 (DIFFERENT AS SHOWN, OTHERWISE SAME AS FIG 1)
 (ALSO APPLIES TO ZA8-40)

Ø 1.80 [071]
 RECOMMENDED CLEARANCE
 FOR M1.6 SCREW
 (SEE NOTE 4)

CONNECTOR OUTLINE
 (SEE NOTE 3)

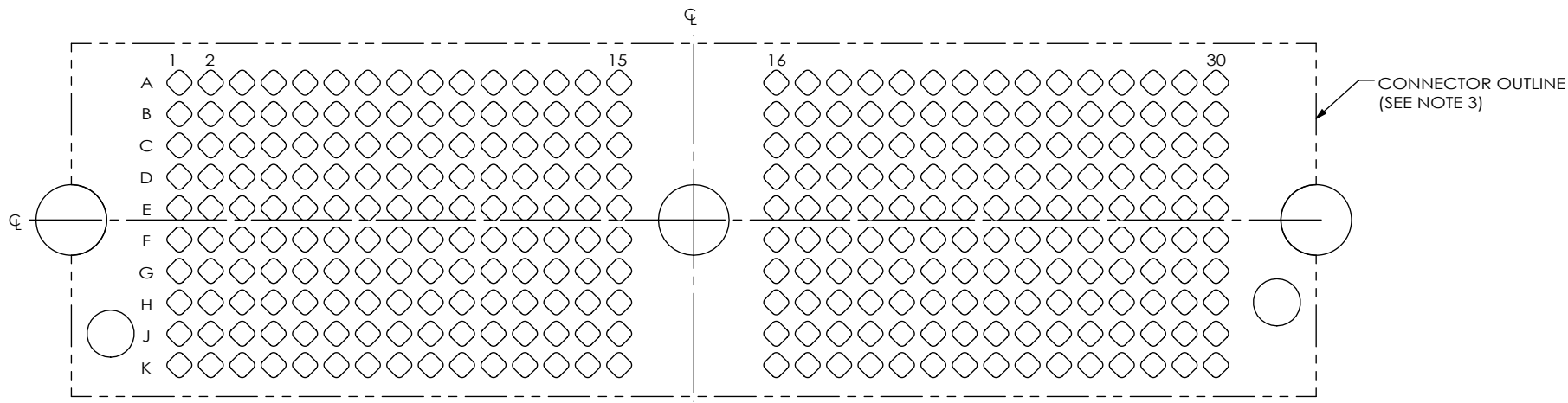


FIG 4
 ZA8-30-2-1.00-X-10 TOP MATING PCB SHOWN
 (DUAL COMPRESSION)
 (DIFFERENT AS SHOWN, OTHERWISE SAME AS FIG 2 & 3)
 (ALSO APPLIES TO ZA8-40)

CONNECTOR OUTLINE
 (SEE NOTE 3)

PROPRIETARY NOTE
 THIS DOCUMENT CONTAINS CONFIDENTIAL AND PROPRIETARY INFORMATION AND ALL DESIGN, MANUFACTURING, REPRODUCTION, USE, PATENT RIGHTS AND SALES RIGHTS ARE EXPRESSLY RESERVED BY SAMTEC, INC. THIS DOCUMENT SHALL NOT BE DISCLOSED, IN WHOLE OR PART, TO ANY UNAUTHORIZED PERSON OR ENTITY NOR REPRODUCED, TRANSFERRED OR INCORPORATED IN ANY OTHER PROJECT IN ANY MANNER WITHOUT THE EXPRESS WRITTEN CONSENT OF SAMTEC, INC.



520 PARK EAST BLVD, NEW ALBANY, IN 47150
 PHONE: 812-944-6733 FAX: 812-948-5047
 e-Mail info@SAMTEC.com code 55322

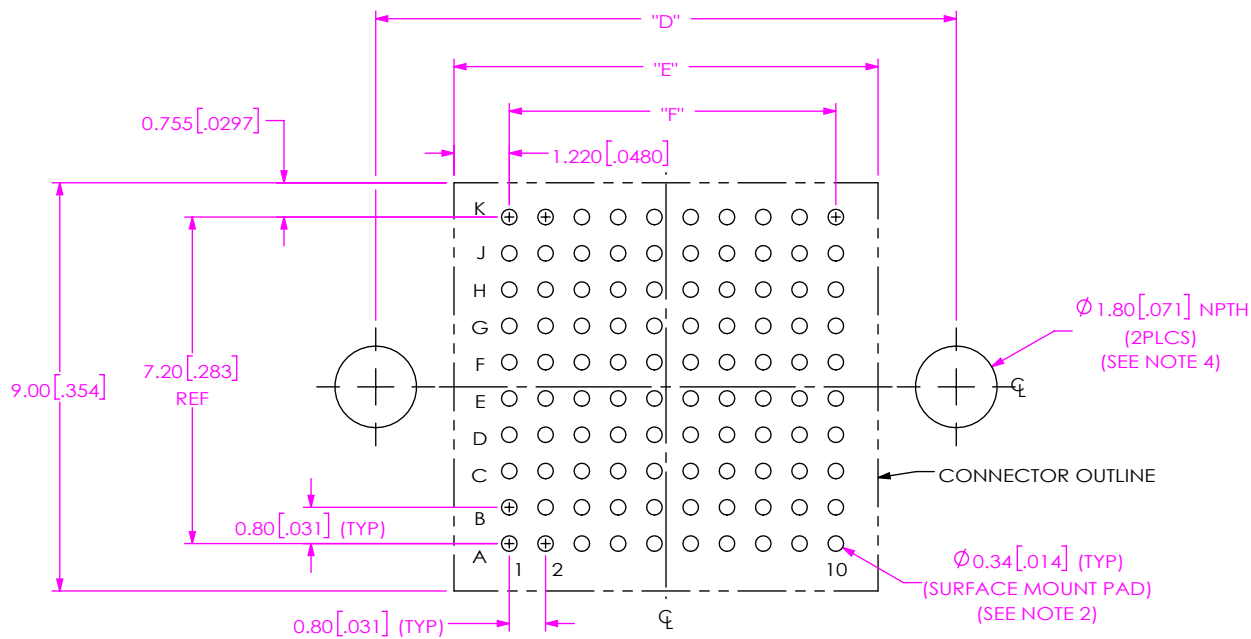


FIG 5
ZA8-10-1-1.00-X-10-X BOTTOM MATING PCB SHOWN
(SINGLE COMPRESSION)

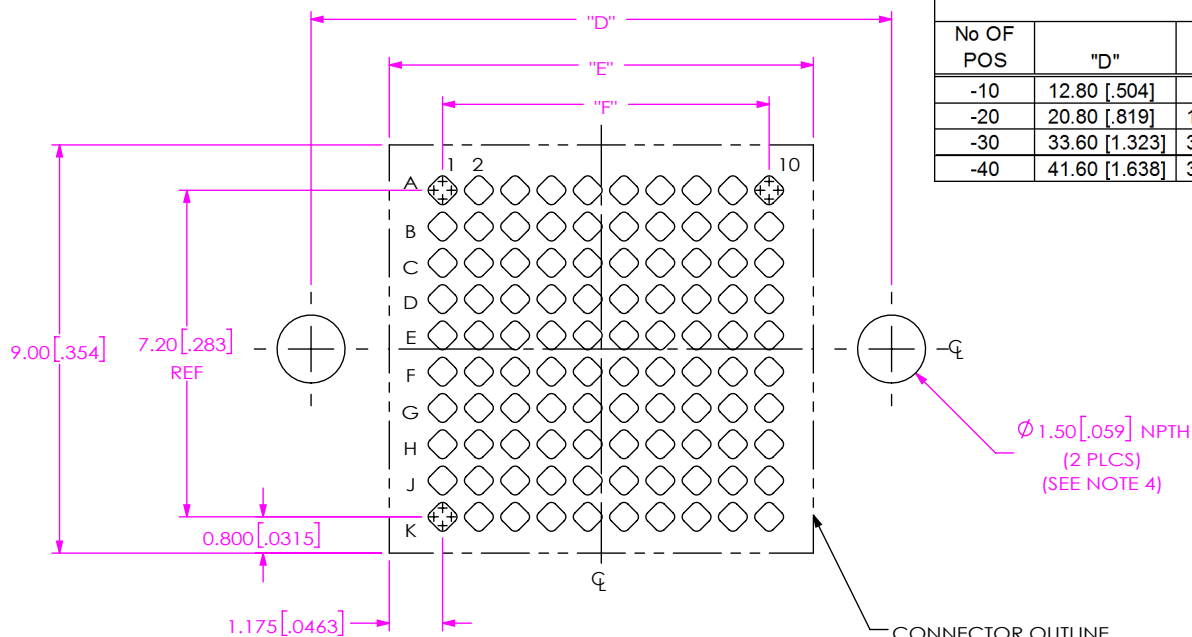


FIG 6
ZA8-10-1-1.00-X-10-X TOP MATING PCB SHOWN
(SINGLE COMPRESSION)
(DIFFERENT AS SHOWN, OTHERWISE SAME AS FIG 2)

TABLE 2

No OF POS	"D"	"E"	"F"	"G"	"H"	"J"
-10	12.80 [.504]	9.350 [.3681]	7.200 [.2835]	N/A	N/A	3.460 [.1362]
-20	20.80 [.819]	17.350 [.6831]	15.200 [.5984]	N/A	N/A	7.460 [.2937]
-30	33.60 [1.323]	30.150 [1.1870]	28.000 [1.1024]	11.20 [.441]	18.020 [.7094]	N/A
-40	41.60 [1.638]	38.150 [1.5020]	36.000 [1.4173]	15.20 [.598]	22.020 [.8669]	N/A

F:\dwg\misc\mktg\footprint\ZA8-XX-X-X.XX-X-XX-X-FOOTPRINT.SLDDRW

PROPRIETARY NOTE
THIS DOCUMENT CONTAINS CONFIDENTIAL AND PROPRIETARY INFORMATION AND ALL DESIGN, MANUFACTURING, REPRODUCTION, USE, PATENT RIGHTS AND SALES RIGHTS ARE EXPRESSLY RESERVED BY SAMTEC, INC. THIS DOCUMENT SHALL NOT BE DISCLOSED, IN WHOLE OR PART, TO ANY UNAUTHORIZED PERSON OR ENTITY NOR REPRODUCED, TRANSFERRED OR INCORPORATED IN ANY OTHER PROJECT IN ANY MANNER WITHOUT THE EXPRESS WRITTEN CONSENT OF SAMTEC, INC.



520 PARK EAST BLVD, NEW ALBANY, IN 47150
PHONE: 812-944-6733 FAX: 812-948-5047
e-Mail info@SAMTEC.com code 55322

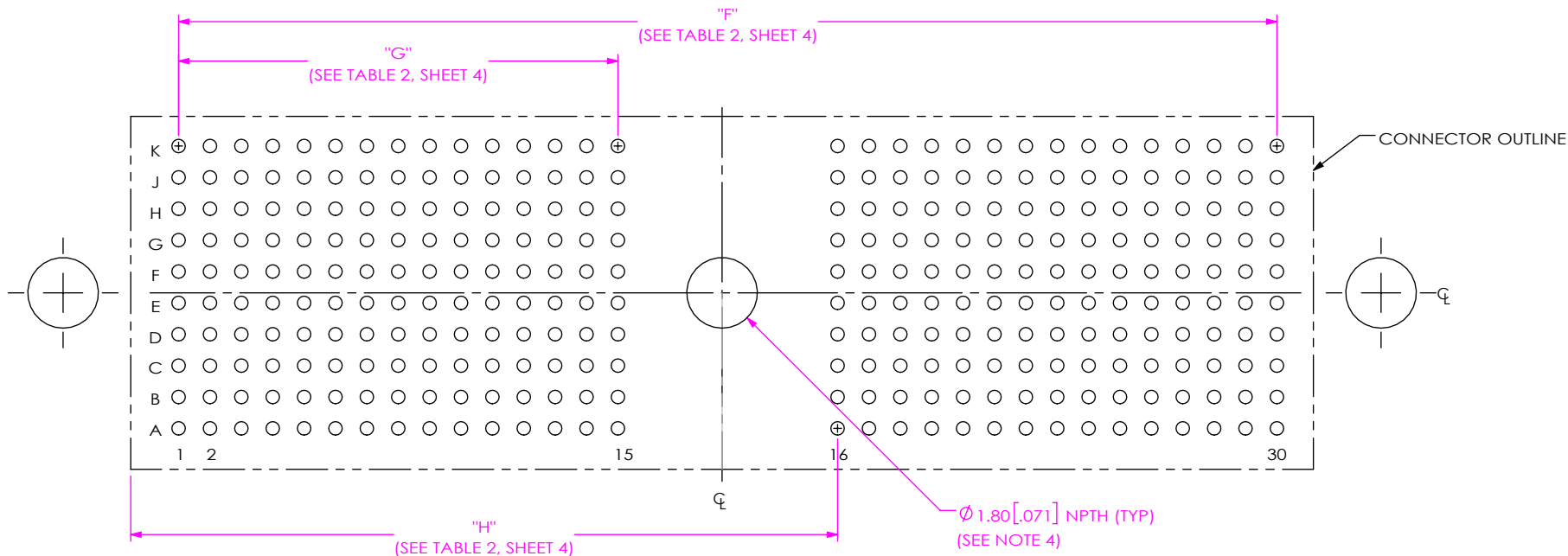


FIG 7
 ZA8-30-1-1.00-X-10-X BOTTOM MATING PCB SHOWN
 (SINGLE COMPRESSION)
 (DIFFERENT AS SHOWN, OTHERWISE SAME AS FIG 5)
 (ALSO APPLIES TO ZA8-40)

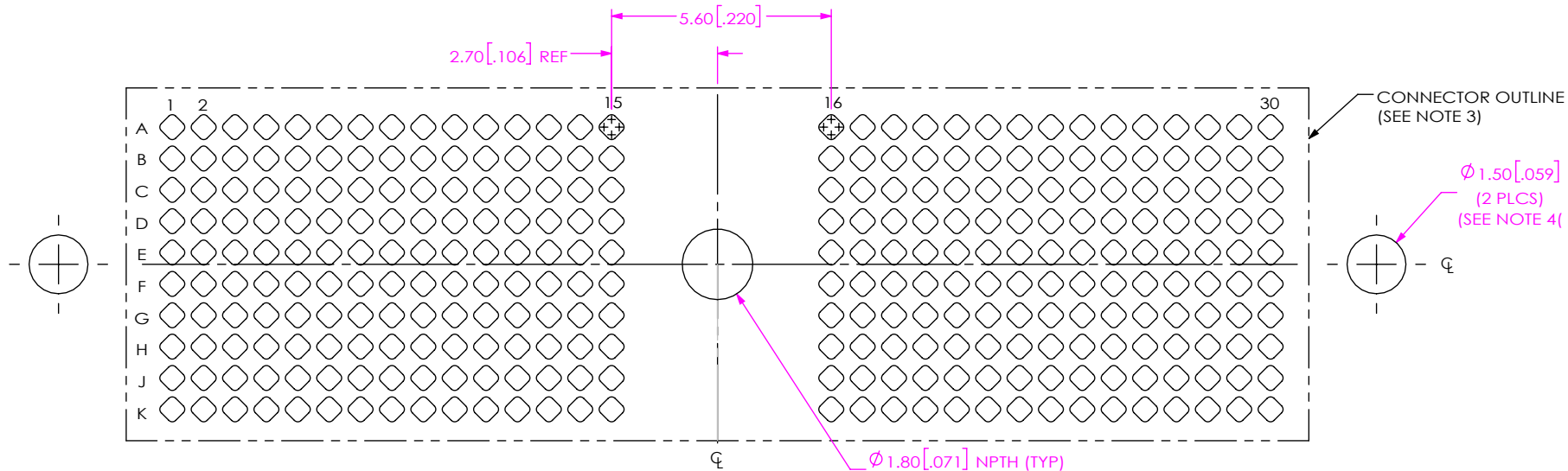


FIG 8
 ZA8-30-1-1.00-X-10-X TOP MATING PCB SHOWN
 (SINGLE COMPRESSION)
 (DIFFERENT AS SHOWN, OTHERWISE SAME AS FIG 6)
 (ALSO APPLIES TO ZA8-40)

PROPRIETARY NOTE
 THIS DOCUMENT CONTAINS CONFIDENTIAL AND PROPRIETARY INFORMATION AND ALL DESIGN, MANUFACTURING, REPRODUCTION, USE, PATENT RIGHTS AND SALES RIGHTS ARE EXPRESSLY RESERVED BY SAMTEC, INC. THIS DOCUMENT SHALL NOT BE DISCLOSED, IN WHOLE OR PART, TO ANY UNAUTHORIZED PERSON OR ENTITY NOR REPRODUCED, TRANSFERRED OR INCORPORATED IN ANY OTHER PROJECT IN ANY MANNER WITHOUT THE EXPRESS WRITTEN CONSENT OF SAMTEC, INC.



520 PARK EAST BLVD, NEW ALBANY, IN 47150
 PHONE: 812-944-6733 FAX: 812-948-5047
 e-Mail info@SAMTEC.com code 55322

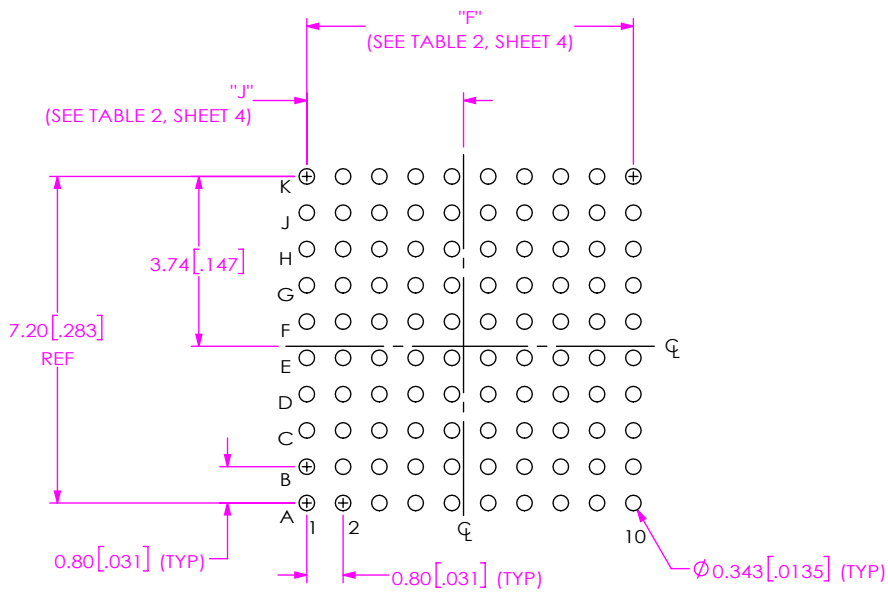


FIG 9
ZA8-10-1-1.00-X-10-X BOTTOM STENCIL SHOWN
(SINGLE COMPRESSION STENCIL)

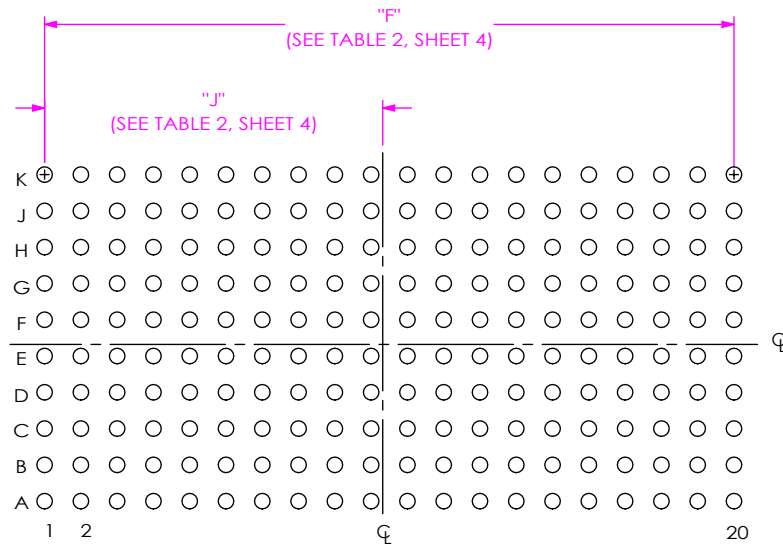


FIG 10
ZA8-20-1-1.00-X-10-X BOTTOM STENCIL SHOWN
(SINGLE COMPRESSION STENCIL)

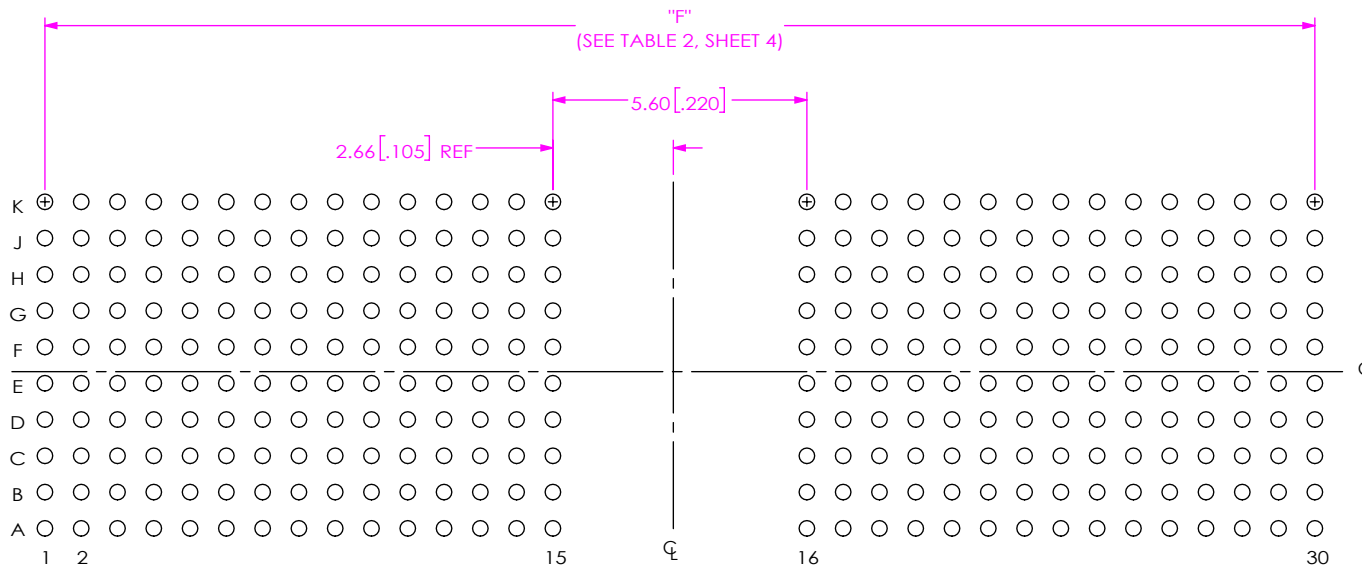


FIG 11
ZA8-30-1-1.00-X-10-X BOTTOM STENCIL SHOWN
(SINGLE COMPRESSION STENCIL)
(DIFFERENT AS SHOWN, OTHERWISE SAME AS FIG 9)
(ALSO APPLIES TO ZA8-40)

NOTE:
STENCIL TO BE 0.127 [.0050] THICK.

PROPRIETARY NOTE
THIS DOCUMENT CONTAINS CONFIDENTIAL AND PROPRIETARY INFORMATION AND ALL DESIGN, MANUFACTURING, REPRODUCTION, USE, PATENT RIGHTS AND SALES RIGHTS ARE EXPRESSLY RESERVED BY SAMTEC, INC. THIS DOCUMENT SHALL NOT BE DISCLOSED, IN WHOLE OR PART, TO ANY UNAUTHORIZED PERSON OR ENTITY NOR REPRODUCED, TRANSFERRED OR INCORPORATED IN ANY OTHER PROJECT IN ANY MANNER WITHOUT THE EXPRESS WRITTEN CONSENT OF SAMTEC, INC.



520 PARK EAST BLVD, NEW ALBANY, IN 47150
PHONE: 812-944-6733 FAX: 812-948-5047
e-Mail info@SAMTEC.com code 55322