

Data sheet | Item number: 750-8212/025-002

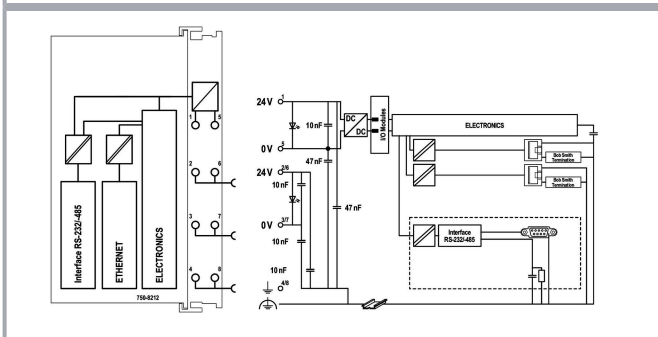
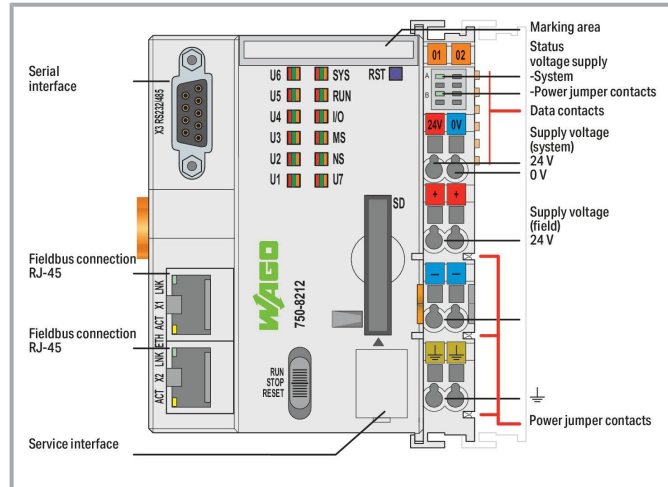
Controller PFC200; 2nd Generation; 2 x ETHERNET, RS-232/-485;

Telecontrol technology; Ext. Temperature; ECO

www.wago.com/750-8212/025-002



i Picture differs from the item.



Subject to changes. Please also observe the further product documentation!

WAGO GmbH & Co. KG
Hansastr. 27
32423 Minden
Phone: +49571 887-0 | Fax: +49571 887-169
Email: info.de@wago.com | Web: www.wago.com

Do you have any questions about our products?
We are always happy to take your call at +49 (571) 887-44222.



- 2 x ETHERNET (configurable), RS-232/485
- Linux operating system with RT-Preempt patch
- Configuration via CODESYS or Web-Based Management interface
- Maintenance-free

Data

Technical data

Communication	Modbus TCP master/slave Modbus (UDP), WagoAppPlcModbus Library Modbus (RTU), WagoAppPlcModbus Library ETHERNET EtherNet/IP™ Adapter (slave) EtherNet/IP™ Scanner EtherCAT® Master OPC UA Server/Client OPC UA Pub/Sub (can be installed later) MQTT Telecontrol protocols RS-232 serial interface RS-485 interface BACnet/IP, requires an additional license
ETHERNET protocols	DHCP DNS NTP FTP FTPS SNMP HTTP HTTPS SSH
Telecontrol protocols	IEC 60870 IEC 61850 DNP3 IEC 60870-5-101/-103/-104 IEC 61400-25 IEC 61850-7 DNP3
Visualization	Web-Visu Web Visu
Operating system	Real-time Linux (with RT-Preempt patch)
CPU	Cortex A8; 1 GHz
Programming languages per IEC 61131-3	Instruction List (IL) Ladder Diagram (LD)

Subject to changes. Please also observe the further product documentation!



Function Block Diagram (FBD)
 Continuous Function Chart (CFC)
 Structured Text (ST)
 Sequential Function Chart (SFC)

Programming environment	CODESYS V3.5, from firmware release 23 <i>e!COCKPIT</i> (based on CODESYS V3), up to firmware release 22 WAGO-I/O-PRO V2.3 (based on CODESYS V2.3), up to firmware release 22
Configuration options	CODESYS V3 <i>e!COCKPIT</i> WAGO-I/O-CHECK Web-Based Management <i>e!RUNTIME</i> library CODESYS Library
Baud rate (communication/fieldbus 1)	10/100 Mbit/s
Baud rate	ETHERNET: 10/100 Mbit/s
Transmission medium (communication/fieldbus)	ETHERNET: Twisted Pair S-UTP; 100 Ω; Cat. 5; 100 m maximum cable length
Main memory (RAM)	512 MB
Internal memory (flash)	4096 MB
Non-volatile hardware memory	128 Kbytes
Program memory	CODESYS V2: 16 MB; CODESYS V3: 32 MB
Data memory	CODESYS V2: 64 MB; CODESYS V3: 128 MB
Non-volatile software memory	128 Kbytes
Non-volatile software memory	128. Kbytes
Type of memory card	SD and SDHC up to 32 GB (all guaranteed properties only valid with WAGO Memory Card)
Memory card slot	Push-push mechanism; Cover lid (sealable)
Number of modules per node (max.)	6
Input and output process image (internal) max.	1000 words/1000 words
Input and output process image (Modbus®) max.	CODESYS V2: 1000 words/1000 words; CODESYS V3: 32000 words /32000 words
Indicators	LED (SYS, RUN, I/O, U1 ... U7) red/green/orange: Status of system, program, local data bus, status programmable by user (can be used via CODESYS library); LED (A, B) green: Status of system power supply, field supply
Supply voltage (system)	24 VDC (-25 ... +30 %); via pluggable connector (CAGE CLAMP® connection)
Input current (typ.) at nominal load (24 V)	550 mA
Total current (system supply)	1,700 mA
Supply voltage (actuator)	N/A N/A

Subject to changes. Please also observe the further product documentation!

WAGO GmbH & Co. KG
 Hansastr. 27
 32423 Minden
 Phone: +49571 887-0 | Fax: +49571 887-169
 Email: info.de@wago.com | Web: www.wago.com

Do you have any questions about our products?
 We are always happy to take your call at +49 (571) 887-44222.



Supply voltage (field)	24 VDC (-25 ... +30 %); via power jumper contacts
Current carrying capacity (power jumper contacts)	10 A
Number of outgoing power jumper contacts	3
Isolation	500 V system/field

Connection data

Connection technology: communication/fieldbus	Modbus (TCP, UDP): 2 x RJ-45; Modbus® RTU: 1 x D-sub 9 socket; RS-232 serial interface: 1 x D-sub 9 socket; RS-485 interface: 1 x D-sub 9 socket; Telecontrol protocol IEC 60870-5-101/-103: 1 x D-sub 9 socket; Telecontrol protocol IEC 60870-5-104: 1 x RJ-45; Telecontrol protocol IEC 61850: 1 x RJ-45; Telecontrol protocol DNP3: 1 x RJ-45 or D-sub 9 socket
Connection technology: system supply	2 x CAGE CLAMP®
Connection technology: field supply	6 x CAGE CLAMP®
Connection type 1	System/field supply
Solid conductor	0.08 ... 2.5 mm ² / 28 ... 14 AWG
Fine-stranded conductor	0.08 ... 2.5 mm ² / 28 ... 14 AWG
Strip length	8 ... 9 mm / 0.31 ... 0.35 inches
Connection technology: device configuration	1 x Male connector; 4-pole

Physical data

Width	78.6 mm / 3.094 inches
Height	100 mm / 3.937 inches
Depth	71.9 mm / 2.831 inches
Depth from upper-edge of DIN-rail	64.7 mm / 2.547 inches

Mechanical Data

Weight	214 g
Housing material	Polycarbonate; polyamide 6.6
Conformity marking	CE

Environmental requirements

Ambient temperature (operation)	-20 ... +60 °C
Ambient temperature (storage)	-40 ... +85 °C
Protection type	IP20
Pollution degree	2 per IEC 61131-2
Operating altitude	without temperature derating: 0 ... 2000 m; with temperature

Subject to changes. Please also observe the further product documentation!

WAGO GmbH & Co. KG
 Hansastr. 27
 32423 Minden
 Phone: +49571 887-0 | Fax: +49571 887-169
 Email: info.de@wago.com | Web: www.wago.com

Do you have any questions about our products?
 We are always happy to take your call at +49 (571) 887-44222.



	derating: 2000 ... 5000 m (0.5 K/100 m); 5000 m (max.)
Relative humidity (without condensation)	95 %
Relative humidity (with condensation)	Short-term condensation per Class 3K6/IEC EN 60721-3-3 and E-DIN 40046-721-3, accounting for a temperature range of -20 to +60 °C (except for wind-driven precipitation, water and ice formation)
Mounting position	any
Mounting type	DIN-35 rail
Vibration resistance	4g per IEC 60068-2-6
Shock resistance	15g per IEC 60068-2-27
EMC immunity to interference	per EN 61000-6-2, marine applications
EMC emission of interference	per EN 61000-6-3, marine applications
Exposure to pollutants	Per IEC 60068-2-42 and IEC 60068-2-43
Fire load	2.549 MJ
Permissible H ₂ S contaminant concentration at a relative humidity 75 %	10 ppm
Permissible SO ₂ contaminant concentration at a relative humidity 75 %	25 ppm

Commercial data

eCl@ss 10.0	27-24-26-07
eCl@ss 9.0	27-24-26-07
ETIM 8.0	EC000236
ETIM 7.0	EC000236
PU (SPU)	1 pcs
Packaging type	box
Country of origin	DE
GTIN	4055143765077
Customs tariff number	85371091990

Environmental Product Compliance

CAS-No.	1303-86-2 1314-23-4 1317-36-8 693-98-1 7439-92-1 79-94-7
REACH Candidate List Substance	2,2',6,6'-tetrabromo-4,4'-isopropylidenediphenol 2-methylimidazole Diboron trioxide

Subject to changes. Please also observe the further product documentation!





WAGO GmbH & Co. KG
Hansastr. 27
32423 Minden
Phone: +49571 887-0 | Fax: +49571 887-169
Email: info.de@wago.com | Web: www.wago.com

Do you have any questions about our products?
We are always happy to take your call at +49 (571) 887-44222.

	Lead Lead monoxide Perfluorobutane sulfonic acid (PFBS) and its salts Zirconium Oxide
RoHS Compliance Status	Compliant,With Exemption
RoHS Exemption	6(c) 7(a) 7(c)-I 7(c)-II
SCIP notification number (Austria)	050de41e-293b-42da-a1fa-ae9668e4439b
SCIP notification number (Belgium)	eb82de8e-eafe-4525-944d-c303b1385630
SCIP notification number (Bulgaria)	cf7a25e3-532c-4256-b99d-46a53327e483
SCIP notification number (Czech Republic)	49f44a53-fcde-4216-a2c0-9aafb7e1ca7a
SCIP notification number (Denmark)	ecefbcd0-7ca0-4353-9f76-2a0ccbd0855e
SCIP notification number (Finland)	eec54e6e-ba5e-464c-bddf-de1424ca7491
SCIP notification number (France)	f1612b7b-d44f-418a-8ca4-ad5f7c21f433
SCIP notification number (Germany)	3d2167dc-fbbc-4ee6-b17e-fba28db48e5a
SCIP notification number (Hungary)	95bbd807-44ea-42e1-8815-e9f3d36e4f22
SCIP notification number (Italy)	38c08515-ef59-48f8-9d38-dc6fd24011ed
SCIP notification number (Netherlands)	9b5086a5-67a1-413e-b9ad-2a294229b848
SCIP notification number (Poland)	af781ce5-2d99-4398-9738-c4ac81861535
SCIP notification number (Romania)	1c8d9434-1c31-457f-9953-1f0ee81bc495
SCIP notification number (Sweden)	2e466067-5482-4358-9d4a-a4b2cfbd93b1


Approvals / Certificates

General approvals




Logo	Approval	Additional Approval Text	Certificate name
	CCC CNEX	CNCA-C23-01	2020312310000213 (Ex ec IIC T4 Gc)
	EAC Brjansker Zertifizierungsstelle	TP TC 020/2011	EAC RU C-DE.AM02. B.00087/19
	KC National Radio Research Agency	Article 58-2, Clause 3	MSIP-REM-W43- PFC750
	UL Underwriters Laboratories Inc. (ORDINARY LOCATIONS)	-	E175199

Subject to changes. Please also observe the further product documentation!

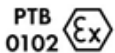



Declarations of conformity and manufacturer's declarations

Logo	Approval	Additional Approval Text	Certificate name
	EU-Declaration of Conformity WAGO GmbH & Co. KG	-	-

Approvals for marine applications

Logo	Approval	Additional Approval Text	Certificate name
	ABS American Bureau of Shipping	-	22- 2227356- PDA
	BSH Bundesamt fuer Seeschifffahrt und Hydrographie	-	1104
	DNV DNV Germany GmbH	DNV-CG-0339, Aug. 2021	TAA00001J4

Approvals for hazardous areas

Logo	Approval	Additional Approval Text	Certificate name
	ATEX TUEV Nord Cert GmbH	EN 60079-0	TUEV_14_ATEX_148929_X (II 3 G Ex ec IIC T4 Gc)
	CCC CNEX	CNCA-C23-01	2020312310000213 (Ex ec IIC T4 Gc)
	EAC Brjansker Zertifizierungsstelle	TP TC 012/2011	EAC RU C-DE.AM02.B.00163 /19 (2Ex e IIC T4 Gc X)
	IECEX TUEV Nord Cert GmbH	IEC 60079-0	IECEX TUN 14.0035 X (Ex ec IIC T4 Gc)
	INMETRO	IEC 60079-0	BR-Ex TÜV 12.1297 X



Subject to changes. Please also observe the further product documentation!

WAGO GmbH & Co. KG
Hansastr. 27
32423 Minden
Phone: +49571 887-0 | Fax: +49571 887-169
Email: info.de@wago.com | Web: www.wago.com

Do you have any questions about our products?
We are always happy to take your call at +49 (571) 887-44222.











TÜV Rheinland do Brasil Ltda.

	<p>UKEx WAGO GmbH & Co. KG</p>	<p>EN 60079-0</p>	<p>UKCA_WAGO22UKEX003X_ec</p>
	<p>UL Underwriters Laboratories Inc. (HAZARDOUS LOCATIONS)</p>	<p>UL 121201</p>	<p>E198726 Sec.1</p>

Optional accessories

Cables and pluggable connectors

Connector plug

	<p>Item no.: 750-975 ETHERNET RJ-45 connector, IP20; ETHERNET 10/100 Mbit/s; for field assembly</p>	<p>www.wago.com/750-975</p>
	<p>Item no.: 750-978/000-012 Connector ETHERNET; RJ-45; Cat. 6A; straight; Code T568B; AWG 22; Strain relief</p>	<p>www.wago.com/750-978/000-012</p>
	<p>Item no.: 750-979/000-012 Connector ETHERNET; RJ-45; Cat. 6A; angled; Code T568B; AWG 22; Strain relief</p>	<p>www.wago.com/750-979/000-012</p>
	<p>Item no.: 750-978/000-021 Connector ETHERNET; RJ-45; Cat. 6A; straight; Code T568A; AWG 24; Strain relief</p>	<p>www.wago.com/750-978/000-021</p>
	<p>Item no.: 750-979/000-022 Connector ETHERNET; RJ-45; Cat. 6A; angled; Code T568B; AWG 24; Strain relief</p>	<p>www.wago.com/750-979/000-022</p>
	<p>Item no.: 750-978/000-022 Connector ETHERNET; RJ-45; Cat. 6A; straight; Code T568B; AWG 24; Strain relief</p>	<p>www.wago.com/750-978/000-022</p>
	<p>Item no.: 750-979/000-011 Connector ETHERNET; RJ-45; Cat. 6A; angled; Code T568A; AWG 22; Strain relief</p>	<p>www.wago.com/750-979/000-011</p>
	<p>Item no.: 750-979/000-021 Connector ETHERNET; RJ-45; Cat. 6A; angled; Code T568A; AWG 24; Strain relief</p>	<p>www.wago.com/750-979/000-021</p>

Subject to changes. Please also observe the further product documentation!

WAGO GmbH & Co. KG
Hansastr. 27
32423 Minden
Phone: +49571 887-0 | Fax: +49571 887-169
Email: info.de@wago.com | Web: www.wago.com

Do you have any questions about our products?
We are always happy to take your call at +49 (571) 887-44222.



Item no.: 750-977/000-011
Connector ETHERNET; RJ-45; Cat. 6A; straight; Code T568A; AWG 22

www.wago.com/750-977/000-011



Item no.: 750-978/000-011
Connector ETHERNET; RJ-45; Cat. 6A; straight; Code T568A; AWG 22; Strain relief

www.wago.com/750-978/000-011



Item no.: 750-977/000-022
Connector ETHERNET; RJ-45; Cat. 6A; straight; Code T568B; AWG 24

www.wago.com/750-977/000-022



Item no.: 750-977/000-012
Connector ETHERNET; RJ-45; Cat. 6A; straight; Code T568B; AWG 22

www.wago.com/750-977/000-012



Item no.: 750-977/000-021
Connector ETHERNET; RJ-45; Cat. 6A; straight; Code T568A; AWG 24

www.wago.com/750-977/000-021

Communication

Communication cable



Item no.: 750-923
Configuration cable; USB connector; Length: 2.5 m

www.wago.com/750-923



Item no.: 750-923/000-001
Configuration cable; USB connector; Length: 5 m

www.wago.com/750-923/000-001

Memory card

Memory card



Item no.: 758-879/000-001
Memory Card SD; SLC-NAND; 2 GByte; Temperature from -40 to 90 °C

www.wago.com/758-879/000-001



Item no.: 758-879/000-2108
Memory Card SD; pSLC-NAND; 8 GB; Temperature range: -40 to 90°C

www.wago.com/758-879/000-2108

Marking accessories

Marker carrier



Item no.: 750-103
Group marker carrier

www.wago.com/750-103



Marker



Item no.: 2009-145/000-006
Mini-USB Inline; for Smart Printer; 1700 pieces on roll; stretchable 5 - 5.2 mm; plain; snap-on type; blue /000-006

www.wago.com/2009-145/000-006

Subject to changes. Please also observe the further product documentation!

	<p>Item no.: 2009-145 Mini-WSB Inline; for Smart Printer; 1700 pieces on roll; stretchable 5 - 5.2 mm; plain; snap-on type; white</p>	<p>www.wago.com/2009-145</p>
	<p>Item no.: 2009-145/000-002 Mini-WSB Inline; for Smart Printer; 1700 pieces on roll; stretchable 5 - 5.2 mm; plain; snap-on type; yellow</p>	<p>www.wago.com/2009-145/000-002</p>
	<p>Item no.: 2009-145/000-007 Mini-WSB Inline; for Smart Printer; 1700 pieces on roll; stretchable 5 - 5.2 mm; plain; snap-on type; gray</p>	<p>www.wago.com/2009-145/000-007</p>
	<p>Item no.: 2009-145/000-005 Mini-WSB Inline; for Smart Printer; 1700 pieces on roll; stretchable 5 - 5.2 mm; plain; snap-on type; red</p>	<p>www.wago.com/2009-145/000-005</p>
	<p>Item no.: 2009-145/000-012 Mini-WSB Inline; for Smart Printer; 1700 pieces on roll; stretchable 5 - 5.2 mm; plain; snap-on type; orange</p>	<p>www.wago.com/2009-145/000-012</p>
	<p>Item no.: 2009-145/000-023 Mini-WSB Inline; for Smart Printer; 1700 pieces on roll; stretchable 5 - 5.2 mm; plain; snap-on type; green</p>	<p>www.wago.com/2009-145/000-023</p>
	<p>Item no.: 2009-145/000-024 Mini-WSB Inline; for Smart Printer; 1700 pieces on roll; stretchable 5 - 5.2 mm; plain; snap-on type; violet</p>	<p>www.wago.com/2009-145/000-024</p>
	<p>Item no.: 248-501/000-006 Mini-WSB marking card; as card; not stretchable; plain; snap-on type; blue</p>	<p>www.wago.com/248-501/000-006</p>
	<p>Item no.: 248-501/000-007 Mini-WSB marking card; as card; not stretchable; plain; snap-on type; gray</p>	<p>www.wago.com/248-501/000-007</p>
	<p>Item no.: 248-501/000-002 Mini-WSB marking card; as card; not stretchable; plain; snap-on type; yellow</p>	<p>www.wago.com/248-501/000-002</p>
	<p>Item no.: 248-501/000-012 Mini-WSB marking card; as card; not stretchable; plain; snap-on type; orange</p>	<p>www.wago.com/248-501/000-012</p>
	<p>Item no.: 248-501 Mini-WSB marking card; as card; not stretchable; plain; snap-on type; white</p>	<p>www.wago.com/248-501</p>

Subject to changes. Please also observe the further product documentation!



Item no.: 248-501/000-017
Mini-WSB marking card; as card; not stretchable; plain; snap-on type; light green

www.wago.com/248-501/000-017



Item no.: 248-501/000-005
Mini-WSB marking card; as card; not stretchable; plain; snap-on type; red

www.wago.com/248-501/000-005



Item no.: 248-501/000-024
Mini-WSB marking card; as card; not stretchable; plain; snap-on type; violet

www.wago.com/248-501/000-024



Item no.: 248-501/000-023
Mini-WSB marking card; as card; not stretchable; plain; snap-on type; green

www.wago.com/248-501/000-023

Group marker carrier



Item no.: 750-107
Group marker carrier

www.wago.com/750-107

Shield termination

Shield clamping saddles



Item no.: 790-116
Shield clamping saddle; 19 mm wide; diameter of compatible conductor; 7 ... 16 mm

www.wago.com/790-116



Item no.: 790-124
Shield clamping saddle; 27 mm wide; diameter of compatible conductor; 6 ... 24 mm

www.wago.com/790-124



Item no.: 790-108
Shield clamping saddle; 11 mm wide; diameter of compatible conductor; 3 ... 8 mm

www.wago.com/790-108



Item no.: 790-140
Shield clamping saddle; diameter of compatible conductor

www.wago.com/790-140



Item no.: 790-216
Shield clamping saddle; 21.8 mm wide; 6 ... 16 mm

www.wago.com/790-216



Item no.: 790-220
Shield clamping saddle; 30 mm wide; 6 ... 20 mm

www.wago.com/790-220



Item no.: 790-208
Shield clamping saddle; 12.4 mm wide; 3 ... 8 mm

www.wago.com/790-208

Software

Basic version



Item no.: 759-333
WAGO-I/O-PRO

www.wago.com/759-333

Subject to changes. Please also observe the further product documentation!



Item no.: 759-333/000-923
WAGO-I/O-PRO; USB-Set

www.wago.com/759-333/000-923

Software applications



Item no.: 2759-206/261-1000
Application Energy Data Management; Single License; Online activation

www.wago.com/2759-206/261-1000



Item no.: 2759-207/271-1000
Visualization Energy Data Management; Single License; Online activation

www.wago.com/2759-207/271-1000



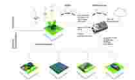
Item no.: 2759-120/1121-1000
e!COCKPIT MTP; Single License; Online activation

www.wago.com/2759-120/1121-1000



Item no.: 2759-208/211-1000
Library MTP; Single License; Online activation

www.wago.com/2759-208/211-1000



Item no.: 2759-203/211-1000
Library Power Plant Control; VDE-AR-N 4110 / 4120; Single License; Online activation

www.wago.com/2759-203/211-1000



Item no.: 2759-2101/271-1000
Visualization Lighting Management; S; Single License; Online activation

www.wago.com/2759-2101/271-1000



Item no.: 2759-2102/271-1000
Visualization Lighting Management; M; Single License; Online activation

www.wago.com/2759-2102/271-1000



Item no.: 2759-2103/271-1000
Visualization Lighting Management; L; Single License; Online activation

www.wago.com/2759-2103/271-1000




Item no.: 2759-2015/261-1000
Application Grid Gateway; Single License; Online activation

www.wago.com/2759-2015/261-1000



Item no.: 2759-2110/261-1000
Application flexROOM; Single License; Online activation

www.wago.com/2759-2110/261-1000



Item no.: 2759-241/261-1000
Application Weather Station; Single License; Online activation

www.wago.com/2759-241/261-1000



Item no.: 2759-204/261-1000
Application Lighting Management; Single License; Online activation

www.wago.com/2759-204/261-1000

Subject to changes. Please also observe the further product documentation!



Item no.: 2759-245/211-1000
Library Controller Redundancy Master; Single License; Online activation

www.wago.com/2759-245/211-1000

Other



Item no.: 2759-244/210-1000
Runtime; Room Automation; Macro; Single License

www.wago.com/2759-244/210-1000

System housing

System enclosure



Item no.: 850-814/002-000
IP65 enclosure; Sheet steel (RAL 7035); WxHxD (200x120x200 mm); without flange plate

www.wago.com/850-814/002-000



Item no.: 850-815/002-000
IP65 enclosure; Sheet steel (RAL 7035); WxHxD (300x120x200 mm); without flange plate

www.wago.com/850-815/002-000



Item no.: 850-816/002-000
IP65 enclosure; Sheet steel (RAL 7035); WxHxD (400x120x200 mm); without flange plate

www.wago.com/850-816/002-000



Item no.: 850-817/002-000
IP65 enclosure; Sheet steel (RAL 7035); WxHxD (600x120x200 mm); without flange plate

www.wago.com/850-817/002-000



Item no.: 850-825
IP65 enclosure; Aluminium (RAL 7032); WxHxD (160x100x160 mm); 9 x M12, 4 x M20

www.wago.com/850-825



Item no.: 850-826
IP65 enclosure; Aluminium (RAL 7032); WxHxD (240x100x160 mm); 4 x M20, 4 x M16, 14 x M12 cable grip

www.wago.com/850-826



Item no.: 850-827
IP65 enclosure; Aluminium (RAL 7032); WxHxD (320x100x160 mm); 4 x M20, 8 x M16, 17 x M12 cable grip

www.wago.com/850-827



Item no.: 850-827/002-000
IP65 enclosure; Aluminium (RAL 7035); WxHxD (320x100x160 mm); 4 x M20, 8 x M16, 17 x M12 cable grip

www.wago.com/850-827/002-000



Item no.: 850-826/002-000
IP65 enclosure; Aluminium (RAL 7035); WxHxD (240x100x160 mm); 4 x M20, 4 x M16, 14 x M12 cable grip

www.wago.com/850-826/002-000



Item no.: 850-828/002-000
IP65 enclosure; Aluminium (RAL 7035); WxHxD (480x100x160 mm); 4 x M20, 10 x M16, 35 x M12 cable grip

www.wago.com/850-828/002-000



Item no.: 850-828
IP65 enclosure; Aluminium (RAL 7032); WxHxD (480x100x160 mm); 4 x M20, 10 x M16, 35 x M12 cable grip

www.wago.com/850-828

Subject to changes. Please also observe the further product documentation!



Item no.: 850-834
IP65 enclosure; Polyester (RAL 7032); WxHxD (164x100x164 mm); 9 x M12, 4 x M20

www.wago.com/850-834



Item no.: 850-835
IP65 enclosure; Polyester (RAL 7032); WxHxD (244x100x164 mm); 4 x M20, 4 x M16, 14 x M12 cable grip

www.wago.com/850-835



Item no.: 850-836
IP65 enclosure; Polyester (RAL 7032); WxHxD (324x100x164 mm); 4 x M20, 8 x M16, 17 x M12 cable grip

www.wago.com/850-836

Carrier rail

Mounting accessories



Item no.: 210-197
Steel carrier rail; 35 x 15 mm; 1.5 mm thick; 2 m long; slotted; similar to EN 60715; silver-colored

www.wago.com/210-197



Item no.: 210-198
Copper carrier rail; 35 x 15 mm; 2.3 mm thick; 2 m long; unslotted; according to EN 60715; copper-colored

www.wago.com/210-198




Item no.: 210-504
Steel carrier rail; 35 x 7.5 mm; 1 mm thick; 2 m long; slotted; galvanized; according to EN 60715; silver-colored

www.wago.com/210-504



Item no.: 210-505
Steel carrier rail; 35 x 7.5 mm; 1 mm thick; 2 m long; unslotted; galvanized; according to EN 60715; silver-colored

www.wago.com/210-505



Item no.: 210-506
Steel carrier rail; 35 x 15 mm; 1.5 mm thick; 2 m long; unslotted; galvanized; similar to EN 60715; silver-colored

www.wago.com/210-506



Item no.: 210-508
Steel carrier rail; 35 x 15 mm; 1.5 mm thick; 2 m long; slotted; galvanized; similar to EN 60715; silver-colored

www.wago.com/210-508



Item no.: 210-113
Steel carrier rail; 35 x 7.5 mm; 1 mm thick; 2 m long; unslotted; according to EN 60715; silver-colored

www.wago.com/210-113



Item no.: 210-118
Steel carrier rail; 35 x 15 mm; 2.3 mm thick; 2 m long; unslotted; according to EN 60715; silver-colored

www.wago.com/210-118




Item no.: 210-112
Steel carrier rail; 35 x 7.5 mm; 1 mm thick; 2 m long; slotted; according to EN 60715; "Hole width 25 mm; silver-colored

www.wago.com/210-112



Item no.: 210-114
Steel carrier rail; 35 x 15 mm; 1.5 mm thick; 2 m long; unslotted; similar to EN 60715; silver-colored

www.wago.com/210-114



Item no.: 210-115
Steel carrier rail; 35 x 7.5 mm; 1 mm thick; 2 m long; slotted; according to EN 60715; "Hole width 18 mm; silver-colored

www.wago.com/210-115

Subject to changes. Please also observe the further product documentation!



Item no.: 210-196

Aluminum carrier rail; 35 x 8.2 mm; 1.6 mm thick; 2 m long; unslotted; similar to EN 60715; silver-colored

www.wago.com/210-196

Downloads

Documentation

Manual

System Manual WAGO I/O System 750/753 Decentralized Automation Technology	V 3.3.0 2023 May 4	pdf 8.8 MB	Download
Product Manual PFC200 G2 2ETH RS Controller PFC200; 2nd Generation; 2 x ETHERNET, RS-232/-485	1.6.1 2023 Apr 19	pdf 5.1 MB	Download
Migration Guide Migration from e!COCKPIT projects to CODESYS V3.5	V 1.2.0 2023 Apr 13	pdf 4.5 MB	Download
Product Manual Configure IEC 61850 with Telecontrol Configurator and e!COCKPIT	V 1.3.0 2022 Sep 14	pdf 6.8 MB	Download
Product Manual Configure DNP3 with Telecontrol Configurator and e!COCKPIT	V 1.2.0 2022 Jul 22	pdf 7.4 MB	Download
Product Manual Configure IEC 60870 with Telecontrol Configurator and e!COCKPIT	V 1.2.0 2022 Jul 22	pdf 9.0 MB	Download
Product Manual OPC UA Mapping Editor	V 1.1.0 2022 Mar 11	pdf 3.4 MB	Download
e!RUNTIME EtherCAT® Master	V 1.1.1 2019 Dec 17	pdf 879.5 kB	Download
Cyber Security for Controller PFC100 / PFC200	V 1.0.0 2019 Oct 31	pdf 4.9 MB	Download
Product Manual WAGO MODBUS Master Configurator for configuration of MODBUS networks in WAGO-I/O-PRO (CODESYS)	V 1.1.0	pdf 1.8 MB	Download
OPC-UA Mapping Editor Online Help HTML		URL	Download
System Manual Series 750/753 Online HTML		URL	Download

Subject to changes. Please also observe the further product documentation!



Migration Guide from e!COCKPIT projects to CODESYS V3.5

URL

Download

Online Help (HTML)

Bid Text

750-8212/025-002 X81 - Datei	2019 Feb 19	xml 10.3 kB	Download
---------------------------------	-------------	----------------	----------

750-8212/025-002 docx - Datei	2018 Nov 21	docx 22.6 kB	Download
----------------------------------	-------------	-----------------	----------

Instruction Leaflet

CCC Ex (Additional information) WAGO-I/O-SYSTEM *750-****/*	2023 Apr 26	pdf 163.6 kB	Download
--	-------------	-----------------	----------

Tutorial

Set IP address with Ethernet Settings In this video we are demonstrating how you can set a IP address with Ethernet Settings. Content: 00:27 – Chapter #1 Download and install software; 00:56 – Chapter #2 Open Ethernet Settings; 01:10 – Chapter #3 Establish serial Connection; 01:34 – Chapter #4 Set IP address; 02:10 – Chapter #5 Check IP address	3.0 2017 Dec 18	mp4 88.3 MB	Download
---	--------------------	----------------	----------

Establish connection to a controller using SSH In this video we are demonstrating how to establish a SSH connection with a controller using for example PuTTY to be able to work with the LINUX console. Contents: 0:21 Download and install the SSH client; 0:40 Establish the SSH connection; 0:50 Log on to the Controller	1.0 2017 Aug 5	mp4 29.0 MB	Download
--	-------------------	----------------	----------

WAGO IEC 61400-25 solution (Windmill)	1.0 2012 Jun 1	wmv 20.4 MB	Download
---------------------------------------	-------------------	----------------	----------

Tutorial WAGO IEC 61850 / 61400 solution	1.0 2012 Jun 1	wmv 45.4 MB	Download
--	-------------------	----------------	----------

WAGO IEC 61850 solution (Transformer)	1.0 2012 Jun 1	wmv 20.0 MB	Download
---------------------------------------	-------------------	----------------	----------

System Description

Overview on WAGO-I/O-SYSTEM 750 approvals		pdf 789.0 kB	Download
---	--	-----------------	----------

Controller PFC100/200, General Product Information		pdf 592.5 kB	Download
--	--	-----------------	----------

Subject to changes. Please also observe the further product documentation!



Additional Information

Disposal and Recycling Electrical and electronic equipment, Batteries, Packaging	V 1.1.0 2022 Aug 18	pdf 2.2 MB	Download
---	------------------------	---------------	----------

WAGO OPC UA Server	V 1.1.0 2021 Jan 28	pdf 1.2 MB	Download
--------------------	------------------------	---------------	----------

Application Notes

Application Note CoDeSys 2.3

Application Note Data Plotter The Data Plotter is a Web application that can be used as a visualization tool for the data logger in CODESYS V2.3 and e!COCKPIT. It allows the user to graphically display data captured by the data logger library (WAGO_Datalogger_02.lib for CODESYS V2.3 and WagoAppDatalogger for e!COCKPIT from V1.2.100.6023).	2023-06-01 2023 Jun 1	zip 6.7 MB	Download
---	--------------------------	---------------	----------

Application Note: MpBus_03 Library This Application Note explains how a WAGO fieldbus controller sets up communication to the MP-bus actuators via the MP-bus master module (750-643).	2020-08-14 2020 Aug 14	zip 526.0 kB	Download
---	---------------------------	-----------------	----------

Application Note Library WagoDatalogger_02 This application note describes the use of the WagoDatalogger_02.lib library. Up to 80 analog or digital signals can be recorded.	2020-05-20 2020 May 20	zip 1.3 MB	Download
---	---------------------------	---------------	----------

Application note Cloud Connectivity This application note explains how the WAGO controllers PFC100 and PFC200 can communicate with cloud services like Microsoft Azure (WAGO Cloud), Amazon AWS and IBM Bluemix. Data could be send to the cloud and commands could receive from the cloud. The libraries WagoLibCloud for WAGO-I/O-PRO V2.3 and WagoAppCloud for e!COCKPIT are used.	2019-09-17 2019 Sep 17	zip 4.1 MB	Download
--	---------------------------	---------------	----------

Application note for installing a MySQL-Server on a PFC-Controller This Application Note explains how a MySQL-Server can be set up and used on a PFC 200. The Application shows how measurement values of the 3-Phase Power Measurement Module can be written into a database.	1.0.4 2019 May 16	zip 4.5 MB	Download
---	----------------------	---------------	----------

Application note: DALI 753-647 Configuration Interface This application note describes the WAGO DALI Configurator, the integration of the DALI visualization for configuring various sensor types and the implementation in a program.	1.0.2 2019 Apr 29	zip 3.1 MB	Download
---	----------------------	---------------	----------

Connection of Thermokon Multi-function room control units WRF 06	10.04.2019	zip	Download
--	------------	-----	----------

Subject to changes. Please also observe the further product documentation!

WAGO GmbH & Co. KG
Hansastr. 27
32423 Minden
Phone: +49571 887-0 | Fax: +49571 887-169
Email: info.de@wago.com | Web: www.wago.com

Do you have any questions about our products?
We are always happy to take your call at +49 (571) 887-44222.



The fundamental method of setting up communication between the WAGO I/O System and the multi-function room operating panel (WRF06 RS485 Modbus) from Thermokon is described in this application note.	2019 Apr 10	845.9 kB	
Connection of Thermokon Multi-function room control units WRF 08 The fundamental way of carrying out the communication between the WAGO I/O System and the multi-function room operating panel (WRF08 RS485 Modbus) from Thermokon is described in this application note.	10.04.2019 2019 Apr 10	zip 876.4 kB	Download
HART Tool Routing via ETHERNET with 750-820x/750-88x and CODESYS 2.3 (a116120) This application note describes how to set up asset management systems, which facilitate simple, efficient configuration of HART field devices. With the Cerabar PMC51 (Endress+Hauser) as an example, a connection is established from any HART sensor to a WAGO PROFIBUS Controller and a WAGO ETHERNET Fieldbus Coupler. The configuration is made with the asset management software WAGOframe, PACTware und FieldCare.	1.0.0 2019 Mar 22	pdf 3.9 MB	Download
HVAC System Macros WAGO provides system macros for HVAC applications that are based on Building_HVAC_03.lib.	10.03.2017 2019 Mar 15	zip 13.6 MB	Download
Using the web visualization with Java™ runtime environment (JRE, JVM) 7 update 51 (7u51) (a500690) Oracle announced an update (7u51) for their Java™ runtime environment for the 14th of January 2014 which might have an impact on the use of the WAGO web visualization with Controller, PERSPECTO CP devices and WAGO-IO-IPCs. For more details please have a look into our application note.	1.2.4 2019 Feb 26	zip 5.0 MB	Download
Anbindung der HKW-Elektronik Wetterprognose-Station WS-K xx T ModBus Dieser Anwendungshinweis beschreibt, wie die Kommunikation zwischen dem WAGO-I/O-System und einer HKW-Elektronik Wetterprognose-Station Kompakt realisiert werden kann.	1.1 2017 Jul 7	zip 781.1 kB	Download
Application Note: DMX_02 This application note describes how a DMX master for DMX device control can be performed via 750-652 serial interface.	26.04.2017 2017 Apr 26	zip 751.0 kB	Download
GRUNDFOS GENIbus interface, application note This application note describes how communication between the WAGO-I/O-SYSTEM and the Grundfos MAGNA series circulation pumps can be performed via GENIbus interface.	20.03.2017 2017 Mar 20	zip 286.6 kB	Download
Application Note: EnOcean_06 Library This application note describes how communication between the WAGO-I/O-SYSTEM and different EnOcean wireless sensors can be implemented using the EnOcean_06.lib library.	30.11.2016 2016 Nov 30	zip 842.0 kB	Download

Subject to changes. Please also observe the further product documentation!



<p>Application Note Library ModuleAccess_01</p> <p>These instructions describe the use of the ModuleAccess_01.lib library using 4 examples.</p>	<p>05.01.2016 2016 Jan 29</p>	<p>zip 1.0 MB</p>	<p>Download</p>
<p>Anwendungshinweis für die Steuerung eines Iigus robolink</p> <p>Der Anwendungshinweis beschreibt anhand einer Demoapplikation die Steuerung eines Iigus robolink® Roboterarms mit sechs Achsen. Als Steuerung wird ein Wago PFC200 (Art.-Nr. 750-8202) verwendet.</p>	<p>12.11.2015 2015 Nov 12</p>	<p>zip 1.3 MB</p>	<p>Download</p>
<p>HLK-Anlagenmakros für TRIC</p> <p>In dieser Zip-Datei finden Sie Vorlagen und Makros für die Planungssoftware TRIC. TRIC ist ein Werkzeug für Planer und Errichter von HLK-Anlagen, das den Richtlinien der VOB, VDI und DIN EN ISO entspricht.</p>	<p>2015-07-10 2015 Jul 10</p>	<p>zip 76.8 MB</p>	<p>Download</p>
<p>Application Note for the 750-494 3-Phase Power Measurement Module</p> <p>The application note for the 3-Phase Power Measurement Module 750-494 shows how the measured values of the power measurement module can be read. It is also shown how the power module can be configured using the WAGO-I/O-PRO- V2.3 visualization tool.</p>	<p>24.01.2014 2014 Nov 11</p>	<p>zip 1.7 MB</p>	<p>Download</p>
<p>Application Note for the 750-495 3-Phase Power Measurement Module</p> <p>The application note for the 3-Phase Power Measurement Module 750-495 shows how the measured values of the power measurement module can be read. It is also shown how the power module can be configured using the WAGO-I/O-PRO- V2.3 visualization tool.</p>	<p>24.01.2014 2014 Jan 24</p>	<p>zip 1.8 MB</p>	<p>Download</p>
<p>Connection of a Thermokon Thanos SR L MODBUS room control unit to the WAGO-I/O-SYSTEM</p> <p>The fundamental method of setting up communication between the WAGO I/O System and the Thanos SR L MODBUS room operating panel from Thermokon is described in this application note.</p>	<p>02.05.2013 2013 May 13</p>	<p>zip 313.2 kB</p>	<p>Download</p>
<p>Connection of DMX devices to the WAGO-I/O-SYSTEM via the ArtNet-DMX STAGE-PROFI 1.1</p> <p>This application note describes connecting the ArtNet-DMX STAGE-PROFI 1.1 to the WAGO-I/O-SYSTEM. The ArtNet-DMX STAGE-PROFI 1.1 can be operated as a DMX master and a DMX slave.</p>	<p>11.01.2013 2013 Jan 11</p>	<p>zip 1.5 MB</p>	<p>Download</p>
<p>Application Note PowerMeasurement_03 Library</p> <p>This application note describes how current, voltage, effective power, power factor and energy consumption can be measured using 3-phase power measurement modules (750-493).</p>	<p>19.01.2011 2012 Mar 19</p>	<p>zip 954.5 kB</p>	<p>Download</p>
<p>Application Note Connecting with an iPod Touch</p>	<p>30.03.2011 2011 Oct 28</p>	<p>zip 439.1 kB</p>	<p>Download</p>

Subject to changes. Please also observe the further product documentation!



This Application Note explains the basic procedures for access to the WAGO Ethernet Controller 750-8xx or the WAGO Ethernet Coupler 750-3xx using an iPod Touch.

Application Note Weather Station Elsner P03 Modbus This application note describes how communication can be set up between the WAGO I/O System and the ELSNER P03/3 weather station with a Modbus interface.	01.12.2011 2011 Oct 28	zip 275.6 kB	Download
---	---------------------------	-----------------	----------

Application Note Scheduler_03.lib This application note describes different applications of the Scheduler_03.lib library.	20.05.2011 2011 May 20	zip 1.8 MB	Download
--	---------------------------	---------------	----------

Application Note e!COCKPIT

Application Note Data Plotter The Data Plotter is a Web application that can be used as a visualization tool for the data logger in CODESYS V2.3 and e!COCKPIT. It allows the user to graphically display data captured by the data logger library (WAGO_Datalogger_02.lib for CODESYS V2.3 and WagoAppDatalogger for e!COCKPIT from V1.2.100.6023).	2023-06-01 2023 Jun 1	zip 6.7 MB	Download
---	--------------------------	---------------	----------

e!COCKPIT Application Note WAGO Visualization Datalogger (a2022005) WAGO Visualization Datalogger is a Web application that can be used as a visualization tool for the recorded data of the datalogger library (WAGOAppDatalogger). WAGO Visualization Datalogger does not replace the datalogger but is rather a supplementary function. It is an HTML/Javascript application available via the Webserver on the controller. The user launches the Web application in a browser.	20230505 2023 May 5	zip 4.1 MB	Download
--	------------------------	---------------	----------

e!COCKPIT Anwendungshinweis HVAC BACnet Macros (a2021010) Basierend auf der Bibliothek WagoAppBuildingHVAC_BACnet stellt WAGO in dem Bereich Heizung, Lüftung und Klimatisierung verschieden HLK-Anlagenmakros mit BACnet-Anbindung zur Verfügung.	1.3.0 2023 Feb 27	zip 69.2 MB	Download
---	----------------------	----------------	----------

e!COCKPIT application note WagoAppCloud This application note explains how the WAGO controllers PFC100 and PFC200 can communicate with cloud services like Microsoft Azure (WAGO Cloud), Amazon AWS and IBM Bluemix. Data could be send to the cloud and commands could receive from the cloud. The library WagoAppCloud for e!COCKPIT is used.	2022-11-04 2022 Nov 4	zip 2.7 MB	Download
--	--------------------------	---------------	----------

e!COCKPIT Application Note OPC UA Client (a2022001) In this application note, an example project for using the "WagoSysOpcuaClient" library is provided. The WagoSysOpcuaClient library provides the customer with function blocks to connect to one or more OPC UA servers, to read and write data points. The function blocks were developed in accordance with PLCopen-OPC-UA-Client for IEC 61131-3 (Document Version 1.1).	1.0.0 2022 Apr 5	zip 1.4 MB	Download
--	---------------------	---------------	----------

SNMP Communication (a500850)	1.1.0	zip	Download
------------------------------	-------	-----	----------

Subject to changes. Please also observe the further product documentation!



This application note explains how the WAGO controllers PFC100 and PFC200 can communicate via SNMP: Sending traps / inform notifications, creating an MIB and using the controller as an SNMP agent. To do so, the SNMP-specific libraries for WAGO-I/O-PRO V2.3 and e!COCKPIT are used.	2020 Feb 20	3.8 MB	
eCOCKPIT application note installation MySQL-Server This Application Note explains how a MySQL-Server can be set up and used on a PFC 200. The Application shows how measurement values of the 3-Phase Power Measurement Module can be written into a database.	1.0.3 2019 Sep 9	pdf 1.9 MB	Download
HART Tool Routing via ETHERNET with 750-820x and e!RUNTIME (a116130) This application note describes how to set up asset management systems, which facilitate simple, efficient configuration of HART field devices. With the Cerabar PMC51 (Endress+Hauser) as an example, a connection is established from any HART sensor to a WAGO PROFIBUS Controller and a WAGO ETHERNET fieldbus coupler. The configuration is made with the asset management software WAGOframe, PACTware und FieldCare.	1.0.0 2019 Mar 22	pdf 2.9 MB	Download
Application note, other	1.0.0 2021 Apr 27	pdf 2.2 MB	Download

Libraries

WAGO Library Power Plant Control

WAGO Library Power Plant Control The WAGO Power Plant Control Library is an e!COCKPIT library with a control algorithm for active and/or reactive power in power plants. The control algorithm regulates the setpoint values for active and/or reactive power at the grid connection point. It compares these setpoints to the measured actual values at the grid connection point and communicates the calculated control variable to the generation system. This library can be used on second-generation PFC200 Controllers and is certified per VDE-AR-N 4110 or 4120. The library can be used for a 30-day trial period at no cost, after which a license for the specific controller is required. The license can be separately purchased under Item Number 2759-0203/0211-1000.	2021 Dec 6	ZIP 20.1 MB	Download
---	------------	----------------	----------

WAGOAppRTU_Slaves Library

WAGOAppRTU_Slaves Library Library for the IEC-60870 connection of customer systems in the German electricity network area of the network operators E.ON, Westnetz, EWE and Netz BW; the number and power of the generating plants (EZA) is increasing. In order to ensure network stability, distribution system operators require that customer facilities become controllable and switchable. This means considerable programming effort for corresponding interfaces in the network connection point (NAP). For system integrators who use WAGO telecontrol technology, however, this work is not necessary, because with the library WAGOAppRTU_Slaves they can use ready-made communication libraries - as a free download for the network areas of the E.ON and EWE, networks BW and for Westnetz.	1.9.0.0 2023 Jan 18	ZIP 2.1 MB	Download
---	------------------------	---------------	----------

Subject to changes. Please also observe the further product documentation!

WAGO GmbH & Co. KG
Hansastr. 27
32423 Minden
Phone: +49571 887-0 | Fax: +49571 887-169
Email: info.de@wago.com | Web: www.wago.com

Do you have any questions about our products?
We are always happy to take your call at +49 (571) 887-44222.



Library

WAGO_Datalogger_02.lib	2.7	zip	Download
The FbDatalogger function block logs entries from up to 80 channels at an interval of min. one second in a CSV file.			
	2020 May 20	678.8 kB	
ModuleAccess_01.lib	1.8.7	zip	Download
The ModuleAccess_01 library provides both module configuration and access to its process data within a CoDeSys project without the use of WAGO I/O Check.			
	2020 Jan 27	2.2 MB	
Library WagoLibCloud_02.lib	2.2.4	zip	Download
Die Bibliothek dient zur Kommunikation des WAGO Controller PFC100 und PFC200 mit Cloud Diensten wie Microsoft Azure (WAGO Cloud), Amazon AWS and IBM Bluemix. Daten können zur Cloud gesendet und Kommandos von der Cloud empfangen werden.			
	2020 Jan 21	57.6 kB	
WagoConfigToolLIB	1.0.0	pdf	Download
The library WagoConfigToolLIB.lib library provides function blocks for accessing the device configuration (e.g., network settings, data and time, ongoing services).			
	2013 Oct 8	349.1 kB	
WagoLibLed	1.0.0	pdf	Download
This library contains function blocks that can be used for control and querying of the user LEDs and for querying of the status LEDs. Depending on the device design, not all of the user or status LEDs may be provided.			
		516.5 kB	

Engineering-Software

e!COCKPIT

e!COCKPIT	1.11.2.0	zip	Download
Register at no cost and test our engineering software for 30 days.			
	2023 Apr 24	4.1 GB	

WAGO Telecontrol Configurator

WAGO Telecontrol Configurator	1.2.31.0	ZIP	Download
The WAGO Telecontrol Configurator is an stand-alone software for easy configuration and commissioning of WAGO controllers for telecontrol technology.			
	2021 Dec 16	111.2 MB	

Without the help of additional software, this configurator can be used alone to configure communication between WAGO-I/O-SYSTEM controllers and a DNP3 and IEC 60870-5-101/104 control system. Data from digital and analog input modules, as well as the 3-phase power measurement modules can be sent to the control system. The control system can send commands and setpoints to the digital and analog output modules. The telecontrol configurator cannot further process the data in the decentralized controller. WAGO provides the *e!COCKPIT* automation software for programming a decentralized automation task. The telecontrol configurators for DNP3 and IEC 60870-5-101/104 are integrated in the same way in *e!COCKPIT*.

Configuration and Commissioning Software

Subject to changes. Please also observe the further product documentation!

WAGO GmbH & Co. KG
 Hansastr. 27
 32423 Minden
 Phone: +49571 887-0 | Fax: +49571 887-169
 Email: info.de@wago.com | Web: www.wago.com

Do you have any questions about our products?
 We are always happy to take your call at +49 (571) 887-44222.



(759-316) WAGO Ethernet Settings / Serie 750	06.18.01.01 2023 Feb 28	zip 27.3 MB	Download
--	----------------------------	----------------	----------

WAGO-IO-PRO Demo-Version (759-912) / Serie 750, 758 und 762 Für ein Firmwareupdate können Sie sich jederzeit an den Support wenden.	V 2.3.9.68 2022 Feb 17	zip 125.5 MB	Download
--	---------------------------	-----------------	----------

Desktop Application

WAGOupload WAGOupload is a stand-alone PC software for transferring, backing up and restoring PLC applications on WAGO 750 Series controllers.		URL	Download
---	--	-----	----------

CODESYS V3 with WAGO DSP

CODESYS Development System V3 including WAGO Device Support Package		URL	Download
---	--	-----	----------

Have you not yet installed CODESYS Development System V3? Would you like to program WAGO controllers? Then you've come to the right place!

With CODESYS Development System V3, you program according to the IEC 61131-3 standard. The software enables graphical and textual programming. Create visualizations with the integrated visualization editor.

You benefit from several WAGO libraries that support your application.

You can find it in our WAGO Download Center:

- CODESYS V3.5.x, 64-bit
- WAGO-Plugins
- WAGO libraries
- Device firmware
- Device description for WAGO controllers
- ...as well as other WAGO tools and add-ons

WAGO DSP for CODESYS V3

WAGO Device Support Package for CODESYS Development System V3		URL	Download
---	--	-----	----------

Have you already installed CODESYS Development System V3 (min. V3.5.17.3) and only need WAGO libraries and device descriptions for the WAGO controllers? Then you've come to the right place!

Use your CODESYS Development System V3 and expand it with the device descriptions of the WAGO controllers and several WAGO libraries.

You can find it in our WAGO Download Center:

- WAGO-Plugins
- WAGO libraries
- Device firmware
- Device descriptions for WAGO controllers
- ...sowie weitere WAGO-Tools und Add-ons

Subject to changes. Please also observe the further product documentation!



Runtime Software

GitHub: Linux® Toolchain

GitHub: Linux® Software Development Kit (SDK)

URL

Download

With the PFC SDK, WAGO offers Linux® enthusiasts the opportunity to compile the PFC firmware themselves, and to expand it according to their own wishes.

The WAGO PFC SDK includes a Pengutronix build environment, optimized for the PFC, and the OSELAS Toolchain, which open up the following possibilities, among others:

- Expanding the firmware functions using open source packages like: Python, SQLite3, PHP, etc.
- Compiling their own C/C++ applications with direct or indirect bus access to the local bus, CANopen, or PROFIBUS.
- Compiling external libraries using CODESYS V2 to expand the PLC applications.
- There are detailed instructions for many of these tasks and ideas (see WAGO GitHub HowTo's).

Firmware

PFC200, Firmware Update für CoDeSys V3.5 WAGO_FW0750-821x_V040110_FW23	V 23 2023 Feb 24	zip 172.0 MB	Download
Image Update (SD Karte) PFC100/200 WAGO_FW0750-8xxx_V031010_IX22_SP1_I	V 22 SP1 2022 Dec 12	zip 210.8 MB	Download
WUP Update (WAGOuploadTool) PFC100/200 WAGO_FW0750-8xxx_V031010_IX22_SP1_W	V 22 SP1 2022 Dec 12	zip 208.5 MB	Download

Software Solutions (Applications)

WAGO Application Grid Gateway

WAGO Application Grid Gateway	1.0.1 2021 Jun 1	zip 512.2 MB	Download
-------------------------------	---------------------	-----------------	----------

WAGO Application Grid Gateway supports power distribution grid operators in assessing grid performance. This application allows grid operators to use their existing distribution grid more efficiently, while avoiding unnecessary grid expansion. The measurement technology required in the substations for both the transformer and low-voltage outputs can be easily retrofitted.

The application can be used for a 30-day trial period at no cost, after which a license for the specific controller is required. The license can be separately purchased under Item Number 2759-2015/0261-1000.

Subject to changes. Please also observe the further product documentation!

WAGO GmbH & Co. KG
Hansastr. 27
32423 Minden
Phone: +49571 887-0 | Fax: +49571 887-169
Email: info.de@wago.com | Web: www.wago.com

Do you have any questions about our products?
We are always happy to take your call at +49 (571) 887-44222.



IoT/ Cloud

"Remote Access" Beta Software

"Remote Access" Beta Software	V 0.12.0.0	ZIP	Download
Register for the beta version of "Remote Access" for the WAGO Cloud.	2020 Dec 6	2.1 MB	

CAD/CAE-Data

CAE data

ZUKEN Portal 750-8212/025-002	URL	Download
-------------------------------	-----	----------

EPLAN Data Portal 750-8212/025-002	URL	Download
------------------------------------	-----	----------

CAD data

2D/3D Models 750-8212/025-002	URL	Download
-------------------------------	-----	----------

Environmental Product Compliance

Compliance Search

Environmental Product Compliance 750-8212/025-002	URL	Download
---	-----	----------

Controller PFC200; 2nd Generation; 2 x ETHERNET, RS-232/-485; Telecontrol technology; Ext. Temperature; ECO

Installation Notes

Product family

Controller 750

[Show all products from the family](#)

Subject to changes. Please also observe the further product documentation!