




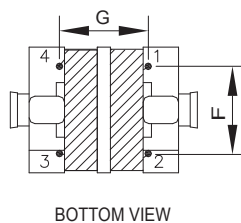
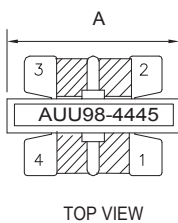
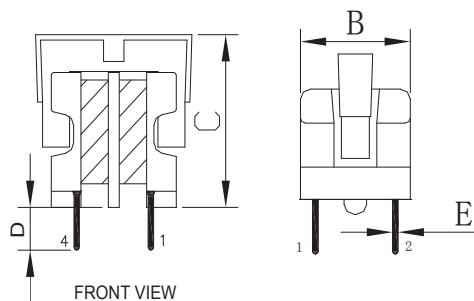
- Common Mode/Line Filter
- UU98 Through Hole Design
- Vertical Mount



Electrical Specifications @25°C			
INDUCTANCE 10KHz, 0.25V N1 = N2	LK 1-2 Short Pins 3&4	DCR N1 = N2	Hi-POT Coil to Coil
1.8mH MIN	50µH MAX	227mΩ TYP	1500VAC/5mA/2S

All specifications subject to change without notice.

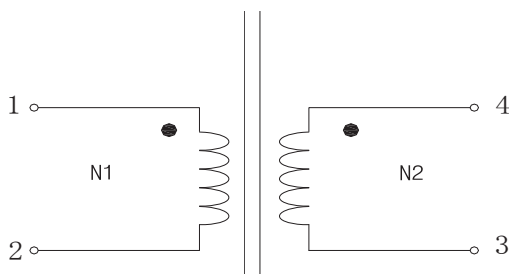
MECHANICAL



Dimensions: (mm)

A	16.5MAX	E	0.6±0.1
B	11MAX	F	7±0.3
C	16.5MAX	G	8±0.3
D	3.5±0.5		

SCHEMATIC



WINDING

