

Item description

Female connector/socket WINSTA® MIDI with protection against mismatching

Subject to changes. Please also observe the further product documentation!

WAGO GmbH & Co. KG
Hansastr. 27
32423 Minden
Phone: +49571 887-0 | Fax: +49571 887-169
Email: info.de@wago.com | Web: www.wago.com

Do you have any questions about our products?
We are always happy to take your call at +49 (571) 887-44222.



The *WINSTA*® MIDI female connector/socket rated current 25 A is economical and space thanks to its compact dimensions. The pluggable PCB connectors with spring pressure connection technology and Push-in CAGE CLAMP® technology from WAGO allow fast, vibration-proof, maintenance-free terminal connections. For greater protection in electrical installations, the pcb connector is provided with mechanical protection against mismatching. Pcb connectors with B coding from the *WINSTA*® MIDI line are available in pink, light green, or gray, allowing you to distinguish different circuits, for example for light, pumps or, sun blinds. Customer-specific pole marking is possible as well. Important parameters in the selection of a pcb connector are the rated current and voltage: They provide information about possible domains of use and applications. This product has a current rating of 25 A – therefore it is also suitable for robust loads. *WINSTA*® MIDI with Push-in CAGE CLAMP® spring pressure connection technology is found in can be found in a variety of projects you can use for quick, easy, flexible, and secure electrical installation.

WINSTA® MIDI solutions for your electrical installation – protected against mismatching and maintenance-free

The *WINSTA*® Pluggable Connection System allows pluggable electrical installation. This saves time, lowers costs, and reduces the need for servicing. Take advantage of the pluggable version of our maintenance-free spring pressure connection technology too! Plan your installation with *WINSTA*® MIDI pcb connectors with protection against mismatching from WAGO.

- protection against mismatching eliminates errors
- simple circuits
- with B coding for controllers such as lighting fixtures and sun blinds
- quick replacement of defective units during ongoing operation

Data

Notes

Variants:

Other pole markings

Other versions (or variants) can be requested from WAGO Sales or configured at <https://configurator.wago.com/>.

Electrical data

Ratings per IEC/EN

| | |
|-------------------------------|---|
| Ratings per | IEC/EN 60664-1 |
| Nominal voltage (III/3) | 400 V |
| Rated impulse voltage (III/3) | 6 kV |
| Rated current | 25 A |
| Note (rated current) | 25 A for 3-pole load 20 A for 4-pole load |
| Legend (ratings) | (III / 3) ≙ Overvoltage category III / Pollution degree 3 |

Subject to changes. Please also observe the further product documentation!

WAGO GmbH & Co. KG

Hansastr. 27

32423 Minden

Phone: +49571 887-0 | Fax: +49571 887-169

Email: info.de@wago.com | Web: www.wago.com

Do you have any questions about our products?

We are always happy to take your call at +49 (571) 887-44222.



Ratings per UL 1977

Note for the US market

Some versions may also be used for current interruption in accordance with the UL certificate in select applications with currents below 16 A and voltages up to 600 V. For further information, please contact your local sales office.

| | |
|-------------------------|-------|
| Rated voltage (UL 1977) | 600 V |
| Rated current UL 1977 | 23 A |

General

Note on contact resistance

approx. 1 mΩ of contact resistance
approx. 0.25 mΩ contact transition plug/socket

Connection data

| | |
|----------------------------|---|
| Total number of potentials | 4 |
| Number of levels | 1 |

Connection 1

| | |
|-------------|---|
| Pole number | 4 |
|-------------|---|

Physical data

| | |
|--------------------------------------|-----------------------------------|
| Pin spacing | 10 mm / 0.394 inches |
| Width | 37 mm / 1.457 inches |
| Height | 18.1 mm / 0.713 inches |
| Height from the surface | 14.6 mm / 0.575 inches |
| Depth | 26 mm / 1.024 inches |
| Solder pin length | 3.5 mm |
| Solder pin dimensions | 1 x 0.8 mm |
| Drilled hole diameter with tolerance | 1.5 ^(-0.1 ... +0.1) mm |

Mechanical Data

| | |
|--------------------------------------|--|
| Application | Control technology |
| Coding | B |
| Variable coding | Yes |
| Marking | 1 2 3 4 |
| Potential marking | 1 2 3 4 |
| Mating force of a plug-in connection | approx. 20 ... 70 N (depending on pole number) |

Subject to changes. Please also observe the further product documentation!

WAGO GmbH & Co. KG
Hansastr. 27
32423 Minden
Phone: +49571 887-0 | Fax: +49571 887-169
Email: info.de@wago.com | Web: www.wago.com

Do you have any questions about our products?
We are always happy to take your call at +49 (571) 887-44222.



| | |
|---|--|
| Retention force of a plug-in connection | Locked: > 80 N |
| Unmating force of a plug-in connection | Unlocked: approx. 20 ... 70 N (depending on pole number) |
| Number of mating cycles | 200, without resistive load |
| Design | angled |

Plug-in connection

| | |
|------------------------------------|--|
| Contact type (pluggable connector) | Female connector/socket |
| Connector (connection type) | for PCB |
| Mismating protection | Yes |
| Note on mismating protection | All <i>WINSTA</i> [®] components are 100% protected against mismating when: a.) plugging different numbers of poles b.) plugging while rotated 180 c.) plugging while laterally staggered d.) plugging one pole |
| Mating direction to the PCB | 0° |
| Locking lever | yes |
| Locking of plug-in connection | locking lever |
| Note on locking system | All connectors for mounted installations (snap-in versions for lighting fixtures or devices, all types of PCB and distribution connectors) are factory-equipped with locking levers to ensure plugs and sockets are securely locked. Additional locking levers are only required for flying leads (plug/socket). |

PCB contact

| | |
|-------------------------------------|----------------------------|
| PCB contact | THT |
| Solder pin arrangement | 2 in-line solder pins/pole |
| Number of solder pins per potential | 2 |

Material Data

| | |
|-----------------------------|--|
| Note (material data) | Information on material specifications can be found here |
| Color | pink |
| Insulation material | Polyamide (PA66) |
| Flammability class per UL94 | V0 |
| Clamping spring material | Chrome-nickel spring steel (CrNi) |
| Contact material | Copper or copper alloy; surface-treated |
| Contact plating | Tin |

Subject to changes. Please also observe the further product documentation!

| | |
|-----------|---------|
| Fire load | 0.16 MJ |
| Weight | 8.6 g |

Environmental requirements

| | |
|--|--|
| Processing temperature | -5 ... +40 °C |
| Continuous operating temperature | -35 ... +85 °C |
| Note on continuous operating temperature | Insulating parts for temperatures ≤ 105 °C |

Commercial data



| | |
|-----------------------|---------------|
| eCl@ss 10.0 | 27-44-06-05 |
| eCl@ss 9.0 | 27-44-06-05 |
| ETIM 8.0 | EC002560 |
| ETIM 7.0 | EC002560 |
| PU (SPU) | 50 pcs |
| Packaging type | box |
| Country of origin | PL |
| GTIN | 4050821446354 |
| Customs tariff number | 85366990990 |

Environmental Product Compliance

| | |
|------------------------|-------------------------|
| RoHS Compliance Status | Compliant, No Exemption |
|------------------------|-------------------------|

Approvals / Certificates

General approvals

| Logo | Approval | Additional Approval Text | Certificate name |
|--|---|--------------------------|------------------|
| | CCA DEKRA Certification B.V. | IEC 61984 | NL-32104 |
|  | CCA DEKRA Certification B.V. | EN 61984 | 2173495.01 |
|  | cURus Underwriters Laboratories Inc. | UL 1977 | E45171 |



Declarations of conformity and manufacturer's declarations

Certificate




Subject to changes. Please also observe the further product documentation!

WAGO GmbH & Co. KG
 Hansastr. 27
 32423 Minden
 Phone: +49571 887-0 | Fax: +49571 887-169
 Email: info.de@wago.com | Web: www.wago.com




Do you have any questions about our products?
 We are always happy to take your call at +49 (571) 887-44222.

| Logo | Approval | Additional Approval Text | name |
|--|--|--------------------------|------|
|  | EU-Declaration of Conformity WAGO GmbH & Co. KG | - | - |
|  | UK-Declaration of Conformity WAGO GmbH & Co. KG | - | - |


Approvals for marine applications

| Logo | Approval | Additional Approval Text | Certificate name |
|---|--|--------------------------|--------------------------|
|  | ABS American Bureau of Shipping | - | 19- HG1868589- PDA |
|  | DNV GL Det Norske Veritas, Germanischer Lloyd | - | TAE00001Z6 |
|  | LR Lloyds Register | IEC 61984 | LR22429487TA |

Counterpart

| | | |
|--|---|--|
|  | Item no.770-294 Plug; 4-pole; Cod. B; 4,00 mm ² ; pink | www.wago.com/770-294 |
|  | Item no.771-9994/205-107 pre-assembled connecting cable; Eca; Plug/open-ended; 4-pole; Cod. B; Control cable 4 x 1.0 mm ² ; 1 m; 1,00 mm ² ; pink | www.wago.com/771-9994/205-107 |
|  | Item no.771-9994/005-107 pre-assembled interconnecting cable; Eca; Socket/plug; 4-pole; Cod. B; Control cable 4 x 1.0 mm ² ; 1 m; 1,00 mm ² ; pink | www.wago.com/771-9994/005-107 |

Required accessories

| Cover | | |
|--|---|--|
|  | Item no.: 770-201 Lockout cap; 12-pole, separable; for sockets; Plastic; black | www.wago.com/770-201 |

Subject to changes. Please also observe the further product documentation!

Item no.: 770-221

Lockout cap; 12-pole, separable; for sockets; Plastic; white

www.wago.com/770-221

Downloads

CAD/CAE-Data

CAD data

| | URL | Download |
|------------------------------|-----|----------|
| 2D/3D Models 770-884/011-000 | | |

PCB Design

| | URL | Download |
|--------------------------------------|-----|----------|
| Symbol and Footprint 770-884/011-000 | | |

CAX data for your PCB design, consisting of "schematic symbols and PCB footprints", allow easy integration of the WAGO component into your development environment.

Supported formats:

- Accel EDA 14 & 15
- Altium 6 to current version
- Cadence Allegro
- DesignSpark
- Eagle Libraries
- KiCad
- Mentor Graphics BoardStation
- Mentor Graphics Design Architect
- Mentor Graphics Design Expedition 99 and 2000
- OrCAD 9.X PCB and Capture
- PADS PowerPCB 3, 3.5, 4.X, and 5.X
- PADS PowerPCB and PowerLogic 3.0
- PCAD 2000, 2001, 2002, 2004, and 2006
- Pulsonix 8.5 or newer
- STL
- 3D STEP
- TARGET 3001!
- View Logic ViewDraw
- Quadcept
- Zuken CadStar 3 and 4
- Zuken CR-5000 and CR-8000

Subject to changes. Please also observe the further product documentation!

WAGO GmbH & Co. KG

Hansastr. 27

32423 Minden

Phone: +49571 887-0 | Fax: +49571 887-169

Email: info.de@wago.com | Web: www.wago.com

Do you have any questions about our products?

We are always happy to take your call at +49 (571) 887-44222.



PCB Component Libraries (EDA), PCB CAD Library Ultra Librarian

CAE data

| | | |
|------------------------------|-----|----------|
| ZUKEN Portal 770-884/011-000 | URL | Download |
|------------------------------|-----|----------|

Environmental Product Compliance

Compliance Search

| | | |
|--|-----|----------|
| Environmental Product Compliance 770-884/011-000 | URL | Download |
| Socket for PCBs; angled; 4-pole; Cod. B; pink | | |

Installation Notes

Product family

WINSTA® MIDI

[Show all products from the family](#)

Subject to changes. Please also observe the further product documentation!