



enetSEAL+

TE Internal #: 1062-20-0177

Automotive Terminals, Socket, Pin Diameter 1.02 mm [.04 in], 22 – 15 AWG Wire Size, .35 – 1.5 mm² Wire Size, Locking On the Terminal

[View on TE.com >](#)

Terminals & Splices > Automotive Terminals



Terminal Type: **Socket**

Mating Pin Diameter: **1.02 mm [.04 in]**

Terminal Transmits: **0 – 24 A (Low Power)**

Wire Size: **.35 – 1.5 mm²**

Features

Product Type Features

Sealable	No
Primary Locking Feature	On the Terminal

Contact Features

Contact Size	Size 20
Contact Fabrication	Stamped & Formed
Wire Contact Termination Area Plating Material	Tin
Typical Current Rating	7.5 A
Crimp Type	F-Crimp
Terminal Type	Socket
Mating Pin Diameter	1.02 mm [.04 in]
Interface Plating	Tin (Sn)

Termination Features

Termination Method to Wire & Cable	Crimp
Product Terminates To	Wire



Dimensions

Accepts Insulation Diameter Range	1.91 – 3.18 mm [.075 – .125 in]
Wire Size	.35 – 1.5 mm ²
Wire Size Search	15 AWG, 16 AWG, 18 AWG, 20 AWG, 22 AWG

Usage Conditions

Insulation Option	Uninsulated
Operating Temperature (Max)	80 °C, 85 °C, 90 °C, 100 °C, 105 °C, 110 °C, 120 °C, 125 °C [176 °F][185 °F][194 °F][212 °F][221 °F][230 °F][248 °F][257 °F]
Operating Temperature Range	-55 – 125 °C [-67 – 257 °F]

Operation/Application

Compatible With Wire Base Material	Copper
------------------------------------	--------

Packaging Features

Packaging Quantity	1
Packaging Method	Reel

Other

Customer Preferred Contact	Yes
Terminal Transmits	0 – 24 A (Low Power)

Product Compliance

[For compliance documentation, visit the product page on TE.com>](#)

EU RoHS Directive 2011/65/EU	Compliant
EU ELV Directive 2000/53/EC	Compliant
China RoHS 2 Directive MIIT Order No 32, 2016	No Restricted Materials Above Threshold
EU REACH Regulation (EC) No. 1907/2006	Current ECHA Candidate List: JAN 2023 (233) Candidate List Declared Against: JAN 2023 (233) Does not contain REACH SVHC
Halogen Content	Low Halogen - Br, Cl, F, I < 900 ppm per homogenous material. Also BFR/CFR/PVC Free
Solder Process Capability	Not reviewed for solder process capability


Product Compliance Disclaimer

This information is provided based on reasonable inquiry of our suppliers and represents our current actual knowledge based on the information they provided. This information is subject to change. The part numbers that TE has identified as EU RoHS compliant have a maximum concentration of 0.1% by weight in homogenous materials for lead, hexavalent chromium, mercury, PBB, PBDE, DBP, BBP, DEHP, DIBP, and 0.01% for cadmium, or qualify for an exemption to these limits as defined in the Annexes of Directive 2011/65/EU (RoHS2). Finished electrical and electronic equipment products will be CE marked as required by Directive 2011/65/EU. Components may not be CE marked. Additionally, the part numbers that TE has identified as EU ELV compliant have a maximum concentration of 0.1% by weight in homogenous materials for lead, hexavalent chromium, and mercury, and 0.01% for cadmium, or qualify for an exemption to these limits as defined in the Annexes of Directive 2000/53/EC (ELV). Regarding the REACH Regulation, the information TE provides on SVHC in articles for this part number is based on the latest European Chemicals Agency (ECHA) 'Guidance on requirements for substances in articles' posted at this URL: <https://echa.europa.eu/guidance-documents/guidance-on-reach>


Compatible Parts



TE Part # CAT-H3930-CH8172
DEUTSCH HD30 Housings



TE Part # CAT-D485-CH8172
DEUTSCH DTM Housings




TE Part # CAT-D781-CH8172
DEUTSCH DRB Housings



TE Part # CAT-D799-CH8172
DEUTSCH DRC Housings



TE Part # CAT-H396-CH8172
DEUTSCH HDP20 Housings



TE Part # CAT-ST858-CH8172
DEUTSCH Strike Housings



TE Part # DTMH06-4SA
PLG, 4P, BLK, N, HI TEMP, A



TE Part # DRC26-24SB
PLG, 24P, BLK, N, B



TE Part # DRC26-50S09
PLG, 50P, BLK, N, 09



TE Part # DRC26-60S01
PLG, 60P, BLK, N, 01



TE Part # DRC26-60S04
PLG, 60P, BLK, N, 04



TE Part # DRCP28-86SB
PLG, 86P, BLK, 12/20, B



TE Part # DRCP28-86SC
PLG, 86P, BLK, 12/20, C



TE Part # DTMH06-2SD
PLG, 2P, BLK, N, HI TEMP, D



TE Part # DTMH06-4SB
PLG, 4P, BLK, N, HI TEMP, B



TE Part # DTMH06-4SC
PLG, 4P, BLK, N, HI TEMP, C



Customers Also Bought



Documents

Product Drawings

SOC, SF, SIZE 20, 16-22, SN/SN

English

CAD Files

3D PDF

3D

Customer View Model

ENG_CVM_CVM_1062-20-0177_D.2d_dxf.zip



English

Customer View Model

[ENG_CVM_CVM_1062-20-0177_D.3d_igs.zip](#)

English

Customer View Model

[ENG_CVM_CVM_1062-20-0177_D.3d_stp.zip](#)

English

By downloading the CAD file I accept and agree to the [Terms and Conditions](#) of use.

Product Specifications

[Application Specification](#)

English