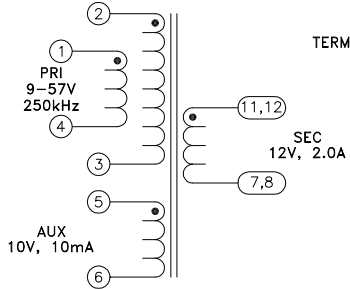
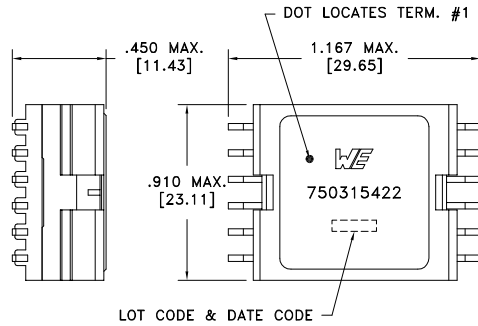
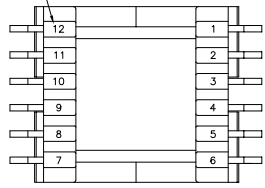


CUSTOMER TERMINAL	RoHS	LEAD(Pb)-FREE
Sn96%, Ag4%	Yes	Yes



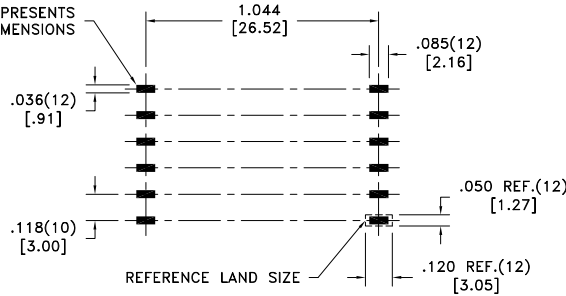
TERM. NO.'s FOR REF. ONLY



Customer to tie terminals 1&2, 3&4, 7&8 and 11&12 on PC board.

Application of the transformer allows for the leadwires between terminals 1&2, 3&4, 7&8 and 11&12 to solder bridge.

AREA REPRESENTS TERMINAL PAD DIMENSIONS



REFERENCE LAND SIZE
CUSTOMER TO DETERMINE LAND LAYOUT

6C ELECTRICAL SPECIFICATIONS @ 25°C unless otherwise noted:

PARAMETER	TEST CONDITIONS	VALUE
D.C. RESISTANCE	11-8 tie(7+8, 11+12), @20°C	0.014 ohms ±20%
6C D.C. RESISTANCE	1-4 tie(1+2, 3+4), @20°C	0.0125 ohms ±20%
D.C. RESISTANCE	5-6 @20°C	0.385 ohms ±10%
INDUCTANCE	1-4 tie(1+2, 3+4), 10kHz, 100mVAC, Ls	9.00uH ±10%
SATURATION CURRENT	1-4 tie(1+2, 3+4), 20% rolloff from initial	8.5A
LEAKAGE INDUCTANCE	1-4 tie(1+2, 3+4, 5+6, 7+8+11+12), 100kHz, 10mVAC, Ls	160nH typ., 320nH max.
DIELECTRIC	1-12 tie(1+2, 4+5, 11+12), 1875VAC, 1 second	1500VAC, 1 minute
URNS RATIO	(11-8):(1-4), tie(1+2, 3+4, 7+8, 11+12),	1.12:1, ±2%
URNS RATIO	(1-4):(5-6), tie(1+2, 3+4)	1:1, ±2%

GENERAL SPECIFICATIONS:

OPERATING TEMPERATURE RANGE: -40°C to +125°C including temp rise.

Safety Standard Undefined.

Functional Insulation Only.

Wire insulation & RoHS status not affected by wire color.
Wire insulation color may vary depending on availability.

REV.	DATE	Packaging Specifications Method: Tape & Reel PKG-0868 www.we-online.com/midcom		Tolerances unless otherwise specified: Angles: ±1° Fractions: ±1/64 Decimals: ±.005 [.13] Footprint: ±.005 [.13]	DRAWING TITLE TRANSFORMER	PART NO. 750315422
6C	12/18					
6B	1/16					
6A	11/15	SEE REVISION SHEET FOR	REVISION LEVEL	This drawing is dual dimensioned. Dimensions in brackets are in millimeters.	eiSos p/n: 750315422	SPECIFICATION SHEET 1 OF 1