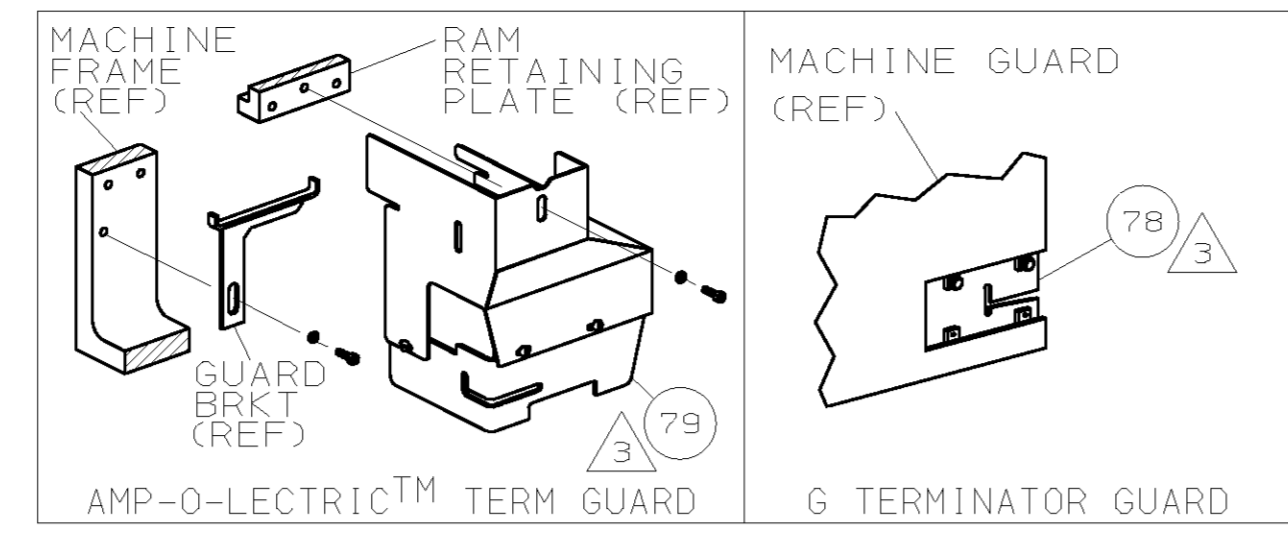
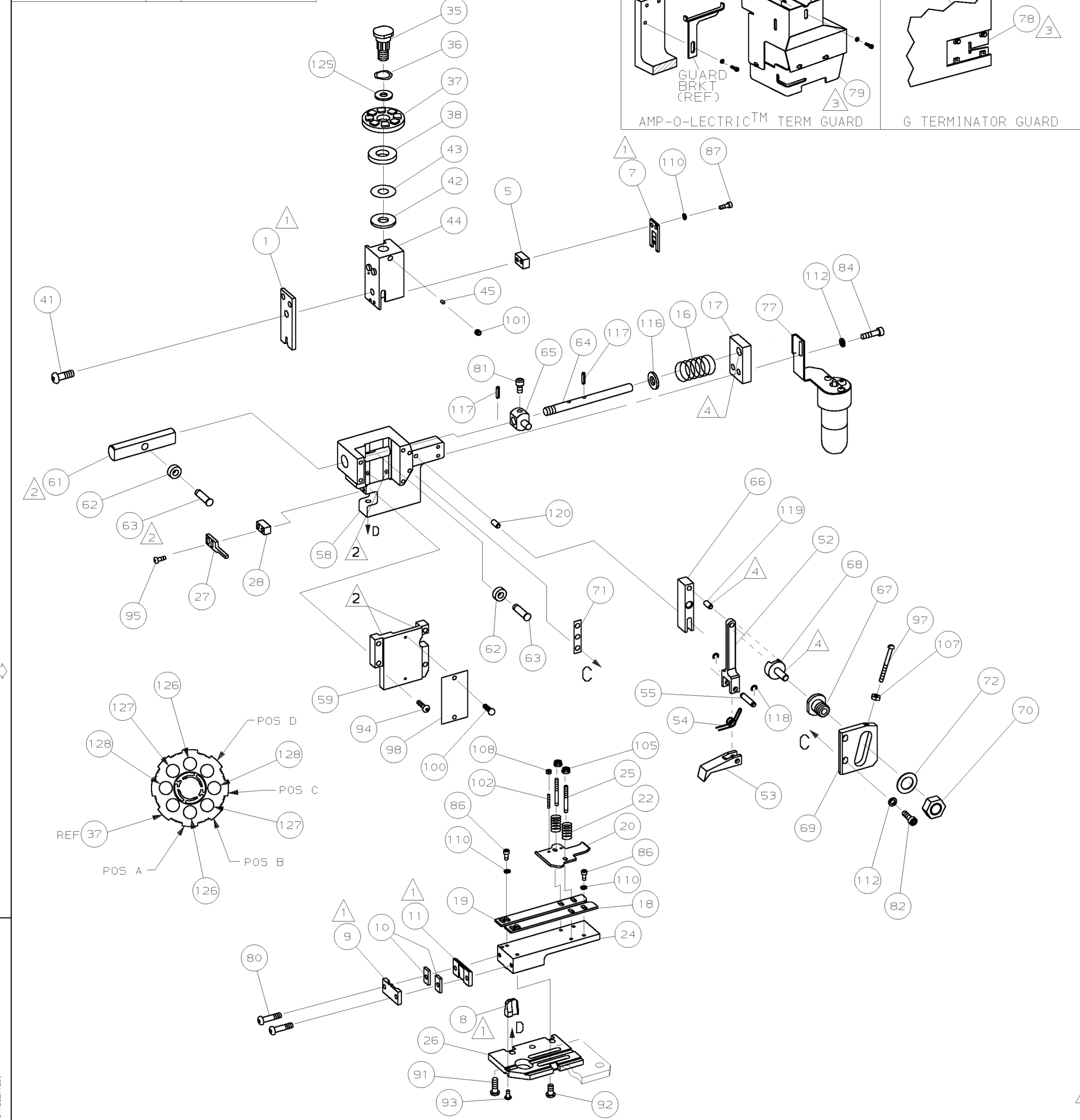


PART NUMBER	REV	FIRST USED
687797-1	F	122500-1
687797-2	H	565435-5



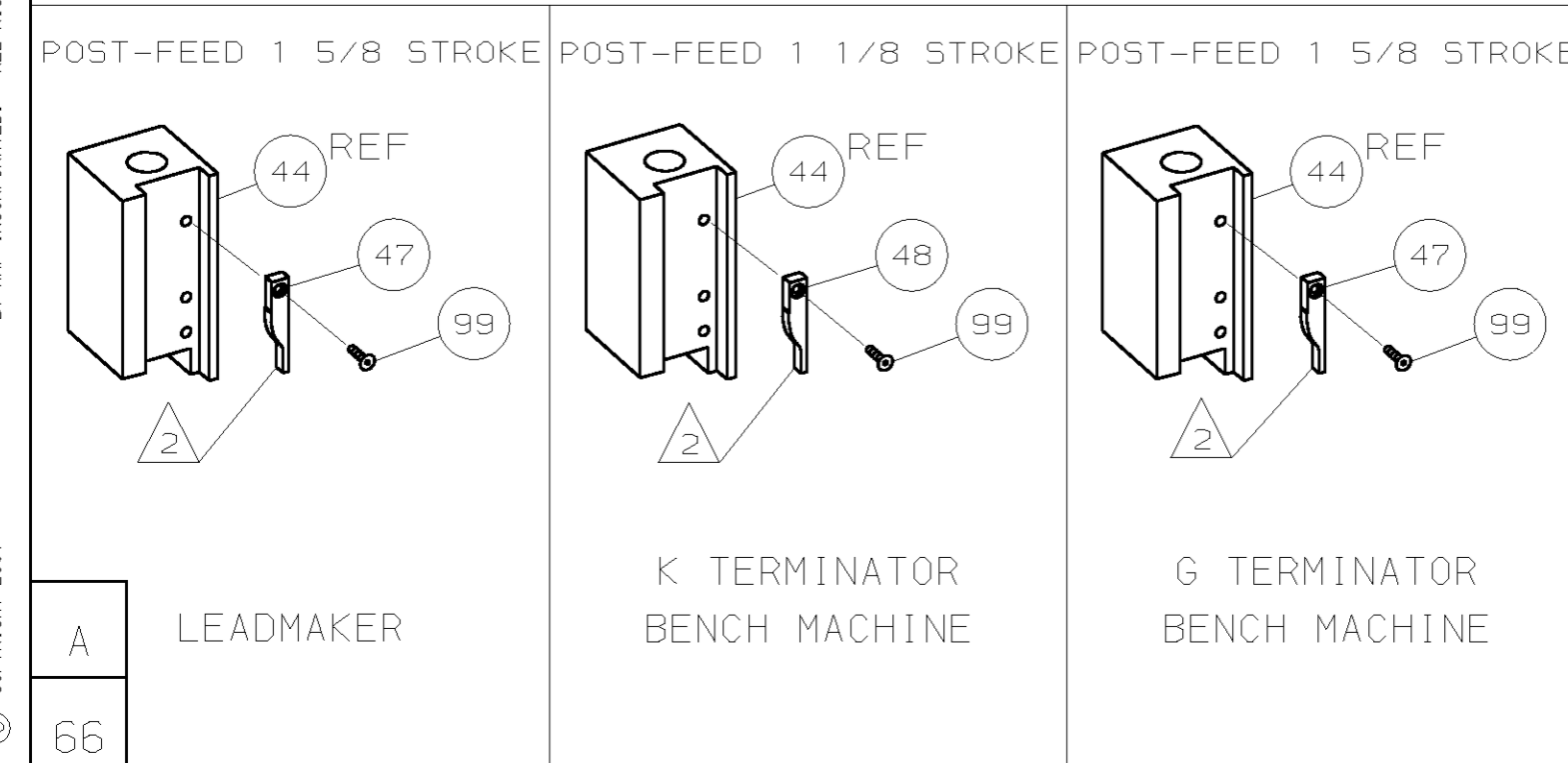
TERMINAL NAME: WELD TAB		CRIMPING DATA	
PAD LTR	CRIMP HEIGHT	WIRE SIZE	
A	.065 ± .002 [1.65 ± 0.05mm]	16	
B	.059 ± .002 [1.50 ± 0.05mm]	18	
C	.055 ± .002 [1.40 ± 0.05mm]	20	
D	NOT	USED	
CRIMP	SIZE	TYPE	RANGE
WIRE	.110 [2.79mm]	F	20-16
INSUL	-	-	-

LEADMAKER & BENCH MODEL G		MECH POST FEED	
REF	REF	-	A
REF	REF	-	B
REF	REF	-	B
REF	REF	-	B
REF	REF	-	A
REF	REF	-	B
REF	REF	-	A
REF	REF	-	B
REF	REF	-	B
REF	REF	-	C
REF	REF	-	D



QTY	REF	REV	U/M	DWG SIZE	PART NO	DESCRIPTION	ITEM NO
2	2	-	C		1-354779-2	PIN, WIRE DISC (.3050)C	129
2	2	-	C		354779-4	PIN, WIRE DISC (.3010)B	127
2	2	-	C		9-354778-1	PIN, WIRE DISC (.2950)A	126
1	1	-	A		986950-1	WASHER, FLAT PRECISION	125
1	1	-	A		217238-1	GENERAL INSTRUCTION PACKAGE	124
1	1	-	-		4088039	EF APPL INST 408-8039	123
REF	REF	-	A		1-21030-7	PIN, DOWEL (Ø.187x1.50)H5G	120
REF	REF	-	A		1-21030-1	PIN, DOWEL (Ø.187x.50)LEVER	119
REF	REF	-	A		21045-3	RING, RET "C" (Ø.187)FD PIN	118
REF	REF	-	A		5-21028-1	PIN, STD SPRING (Ø.12)FD ADJ ROD	117
REF	REF	-	A		21899-4	WASHER, FLAT (Ø5/16) SCR ADJ	116
REF	REF	-	A		21024-5	WASHER, LOCK (NO.10)FD ROD GDE	112
6	6	-	A		21024-4	WASHER, LOCK (NO.8)SHEAR BL	110
2	2	-	A		21018-4	NUT, HEX (4-40)DRAG	108
REF	REF	-	A		21018-5	NUT, HEX (6-32)FD ADJ PL	107
2	2	-	A		21022-2	NUT, HEX SL (8-32)DRAG STUD	105
2	2	-	A		2-21006-6	SCR, SKT SET (4-40x.62)DRAG	102
1	1	-	A		21009-2	SCR, SKT SET (1/4-20x.25)RAM	101
2	2	-	A		21017-2	SCR, DRIVE (#2x.19)ID PLATE	100
1	1	-	A		1-21002-7	SCR, BHC (6-32x.38)CAM	99
1	1	-	B		461264-1	PLATE, IDENTIFICATION	98
REF	REF	-	A		6-23715-5	SCR, PAN HD (6-32x1.50)FEED ADJ	97
2	2	-	A		2-21002-2	SCR, BHC (8-32x.50)STRIPPER	95
REF	REF	-	A		2-21002-9	SCR, BHC (10-32x.75)H5G CAP	94
1	1	-	A		22733-8	SCR, BHC (8-32x.38 LW)ANVIL	93
4	4	-	A		3-21002-3	SCR, BHC (1/4-20x.50)ST 6D PL	92
REF	REF	-	A		2-22733-8	SCR, BHC (1/4-20x.62)BASE PL	91
2	2	-	A		2-21000-5	SCR, 5HC (8-32x.25)SLUG BLADE	87
4	4	-	A		7-21000-4	SCR, 5HC (8-32x.31)STRIP GUIDE	86
REF	REF	-	A		3-21000-7	SCR, 5HC (10-32x.75)FEED ROD GDE	84
REF	REF	-	A		3-21000-6	SCR, 5HC (10-32x.62)FEED ADJ PL	82
REF	REF	-	A		3-21000-4	SCR, 5HC (10-32x.38)PIVOT BLOCK	81
2	2	-	A		3-21002-0	SCR, BHC (10-32x.88)SHEAR PL	80
REF	-	-	A		455745-1	GUARD, WINDOW	79
-	REF	-	A		679532-1	INSERT, GUARD	78
1	-	-	C		465184-9	LUBRICATOR ASSY	77
REF	REF	-	A		458109-1	WASHER, FLAT (SPECIAL)	72
REF	REF	-	A		690517-1	SPACER	71

QTY	REF	REV	U/M	DWG SIZE	PART NO	DESCRIPTION	ITEM NO
1	1	-	B		690501-3	CAM, POST FEED 1 1/8 ST	48
-	1	-	B		690501-4	CAM, POST-FEED 1 5/8 ST	47
1	1	-	A		690191-1	PLUG, NYLON	45
1	1	-	C		455674-2	RAM	44
1	1	-	A		690125-1	WASHER, LAMINATED	43
1	1	-	A		690124-1	WASHER, RAM	42
1	1	-	A		7-21002-9	BOLT, CRIMPER (5/16-24x1.00)	41
1	1	-	A		690223-2	SPACER, INSULATION DISC	38
1	1	-	D		354777-1	WIRE DISC, PLASTIC	37
1	1	-	A		22480-5	WASHER, SPRING	36
1	1	-	B		690212-1	POST, RAM	35
1	1	-	A		454177-1	DRAG, STOCK	20
1	1	-	B		1-458030-7	GUIDE, STRIP (REAR)	19
1	1	-	C		1-458031-7	GUIDE, STRIP (FRONT)	18
REF	REF	-	A		454178-1	GUIDE, FEED ROD	17
REF	REF	-	A		4-22284-9	SPRING, FEED RETURN	16
1	1	-	B		240644-1	PLATE, REAR SHEAR	11
2	2	-	C		1-240645-0	SPACER, SHEAR PLATE	10
1	1	-	B		240642-1	PLATE, FRONT SHEAR	9
1	1	-	D		4-240654-0	ANVIL	8
1	1	-	B		1-240651-6	BLADE, SLUG	7
1	1	-	C		6-240641-6	SPACER, SLUG BLADE	5
1	1	-	C		456408-1	CRIMPER, WIRE	1



- 1 RECOMMENDED SPARE PARTS.
- 2 GREASE LIGHTLY.
- 3 GUARD MUST BE IN PLACE WHEN OPERATING APPLICATOR IN A BENCH MACHINE.
- 4 LUBRICATE DAILY USING NO. 20 MACHINE OIL.
- 5. ITEMS WITH QTY OF REF SPECIFIED (EXCEPT ITEMS 78 AND 79) ARE USED ON ITEM 32.
- 6 ITEM 78 USED WITH G TERMINATOR ONLY.

THIS DRAWING IS A CONTROLLED DOCUMENT.

THIS DRAWING IS UNCLASSIFIED DATE 03/01/2001 BY AMP INCORPORATED. ALL RIGHTS RESERVED.

687797

D

C

B

A

AMP Incorporated Harrisburg, PA 17105-3608

END FEED HDM APPLICATOR MACHINE REF MINI APPL

SCALE: 1 OF 1 REV H

00779 CUSTOMER AND ASSEMBLY DRAWING RESTRICTED TO