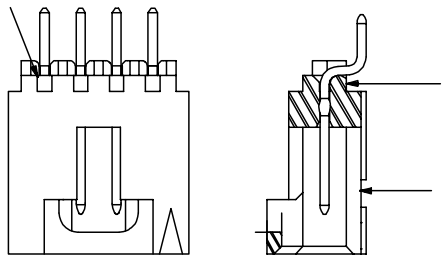
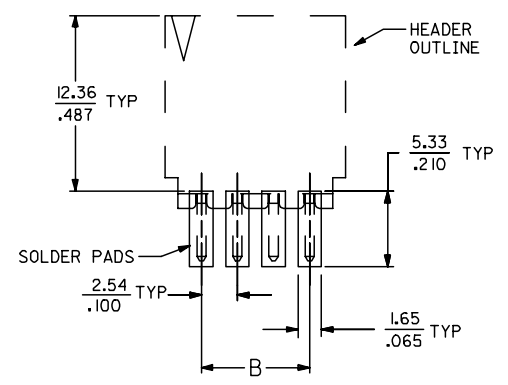
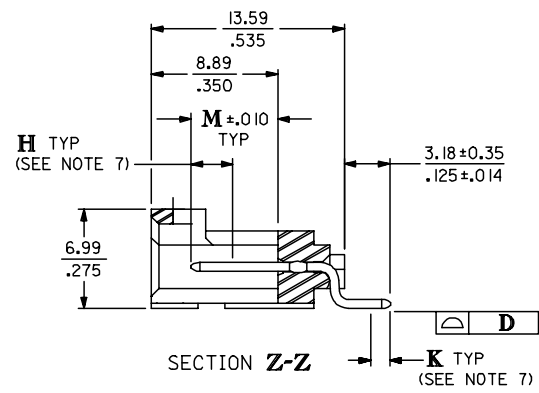
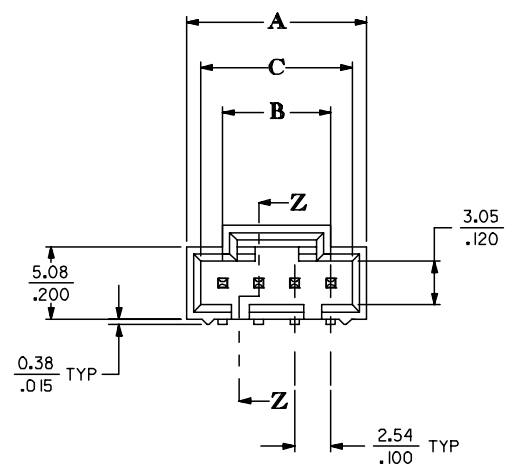


(0.64)/.025 SQUARE PIN

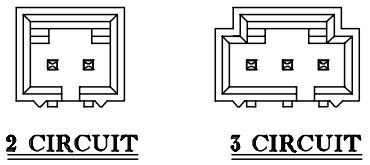


**ALTERNATIVE CORING
MANUFACTURER'S OPTION**

| CKT. SIZE | "A" | | "B" | | "C" | | "D" | |
|--------------|-------|-------|-------|-------|-------|-------|------|------|
| | MM | IN. | MM | IN. | MM | IN. | MM | IN. |
| 2 | 7.37 | .290 | 2.54 | .100 | 5.33 | .210 | 0.13 | .005 |
| 3 | 10.16 | .400 | 5.08 | .200 | 8.13 | .320 | 0.13 | .005 |
| 4 | 12.70 | .500 | 7.62 | .300 | 10.67 | .420 | 0.13 | .005 |
| 5 | 15.24 | .600 | 10.16 | .400 | 13.21 | .520 | 0.13 | .005 |
| 6 | 17.78 | .700 | 12.70 | .500 | 15.75 | .620 | 0.13 | .005 |
| 7 | 20.32 | .800 | 15.24 | .600 | 18.29 | .720 | 0.13 | .005 |
| 8 | 22.86 | .900 | 17.78 | .700 | 20.83 | .820 | 0.13 | .005 |
| 9 | 25.40 | 1.000 | 20.32 | .800 | 23.37 | .920 | 0.13 | .005 |
| 10 | 27.94 | 1.100 | 22.86 | .900 | 25.91 | 1.020 | 0.13 | .005 |
| 11 | 30.48 | 1.200 | 25.40 | 1.000 | 28.45 | 1.120 | 0.13 | .005 |
| 12 | 33.02 | 1.300 | 27.94 | 1.100 | 30.99 | 1.220 | 0.13 | .005 |
| 13 | 35.56 | 1.400 | 30.48 | 1.200 | 33.53 | 1.320 | 0.13 | .005 |
| 14 | 38.10 | 1.500 | 33.02 | 1.300 | 36.07 | 1.420 | 0.13 | .005 |
| 15 | 40.64 | 1.600 | 35.56 | 1.400 | 38.61 | 1.520 | 0.13 | .005 |
| 16 | 43.18 | 1.700 | 38.10 | 1.500 | 41.15 | 1.620 | 0.15 | .006 |
| 17 | 45.72 | 1.800 | 40.64 | 1.600 | 43.69 | 1.720 | 0.15 | .006 |
| 18 | 48.26 | 1.900 | 43.18 | 1.700 | 46.23 | 1.820 | 0.15 | .006 |
| 19 | 50.80 | 2.000 | 45.72 | 1.800 | 48.77 | 1.920 | 0.15 | .006 |
| 20 | 53.34 | 2.100 | 48.26 | 1.900 | 51.31 | 2.020 | 0.15 | .006 |
| 21 | 55.88 | 2.200 | 50.80 | 2.000 | 53.85 | 2.120 | 0.18 | .007 |
| 22 | 58.42 | 2.300 | 53.34 | 2.100 | 56.39 | 2.220 | 0.18 | .007 |
| 23 | 60.96 | 2.400 | 55.88 | 2.200 | 58.93 | 2.320 | 0.18 | .007 |
| 24 | 63.50 | 2.500 | 58.42 | 2.300 | 61.47 | 2.420 | 0.18 | .007 |
| 25 | 66.04 | 2.600 | 60.96 | 2.400 | 64.01 | 2.520 | 0.18 | .007 |



RECOMMENDED P.C. BOARD PAD LAYOUT



NOTES:

1. HEADER MATERIAL: GLASS FILLED POLYESTER; UL94V-0; COLOR: BLACK
PIN MATERIAL: PHOSPHOR BRONZE
2. SEE SHEET 2 FOR PIN PLATINGS.
3. HEADER TO BE USED WITH OPTION "G" 70400 AND 70430 SERIES SL CONNECTORS.
4. REFER TO MOLEX PRODUCT SPECIFICATION PS-70541.
5. SEE CHART ON SHEET 2 FOR STANDARD PACKAGING.
6. DIMENSIONS WITHOUT TOLERANCE ARE SHOWN FOR REFERENCE ONLY.
7. MEASURE POINT FOR PLATING THICKNESS. SEE CHART ON SHEET 2 FOR DIMENSIONS H AND K.

| | | | | | | | | |
|---|-------------------------------|--|--|---|-----------|--------------|------------------------------------|------------------------|
| MODIFY PACKAGING FC NO: UCP2006-1582 DRAWN BY: BARRA 2006/01/30 CHKD: DMORGAN 2006/02/03 APPR: SMILLER 2006/02/06 | QUALITY SYMBOLS ▽=0 ▽=0 | GENERAL TOLERANCES (UNLESS SPECIFIED) mm INCH 4 PLACES ± --- ± --- 3 PLACES ± --- ± .010 2 PLACES ± 0.25 ± .015 1 PLACE ± 0.38 ± --- ANGULAR ±1/2° | | DIMENSION STYLE MM/IN DRAWN BY: DMORGAN DATE: 02/07/08 CHECKED BY: BBARKER DATE: 02/07/08 APPROVED BY: SMILLER DATE: 02/07/08 | | SCALE 4:1 | DESIGN UNITS INCH | THIRD ANGLE PROJECTION |
| | | DRAFT WHERE APPLICABLE MUST REMAIN WITHIN DIMENSIONS | | | SEE TABLE | | MOLEX INCORPORATED SD-74105-001 | |

