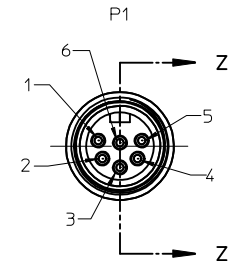
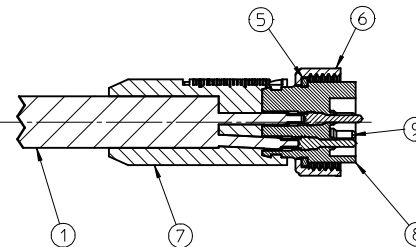


Section Z-Z



PART NUMBER	ENGINEERING NO.	LENGTH
1300110008	226020A01F030	3' 0" +1.75 - 0 [.9M +44.5 - 0]
1300110010	226020A01F060	6' 0" +2.19 - 0 [1.8M +55.6 - 0]
1300110013	226020A01F090	9' 0" +3.50 - 0 [2.7M +88.9 - 0]
1300110016	226020A01F120	12' 0" +3.50 - 0 [3.7M +88.9 - 0]
1300110018	226020A01F150	15' 0" +6.50 - 0 [4.6M +165.1 - 0]
1300110019	226020A01F200	20' 0" +6.50 - 0 [6.1M +165.1 - 0]
1300110022	226020A01F250	25' 0" +12.50 - 0 [7.6M +317.5 - 0]
1300110023	226020A01F300	30' 0" +12.50 - 0 [9.1M +317.5 - 0]
1300110025	226020A01F350	35' 0" +12.50 - 0 [10.7M +317.5 - 0]
1300110026	226020A01F400	40' 0" +12.50 - 0 [12.2M +317.5 - 0]
1300110028	226020A01F500	50' 0" +24.50 - 0 [15.2M +622.3 - 0]
1300110029	226020A01F650	65' 0" +24.50 - 0 [19.8M +622.3 - 0]
1300110031	226020A01F750	75' 0" +24.50 - 0 [22.9M +622.3 - 0]

NOTES:

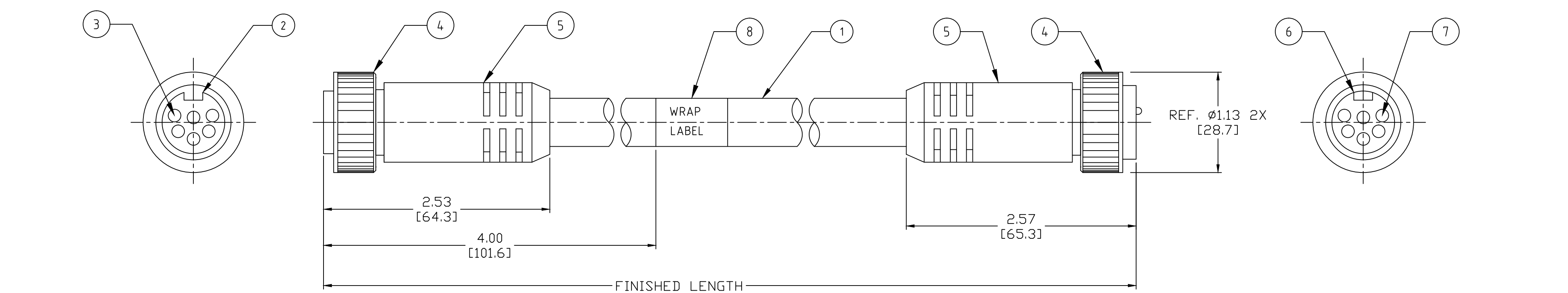
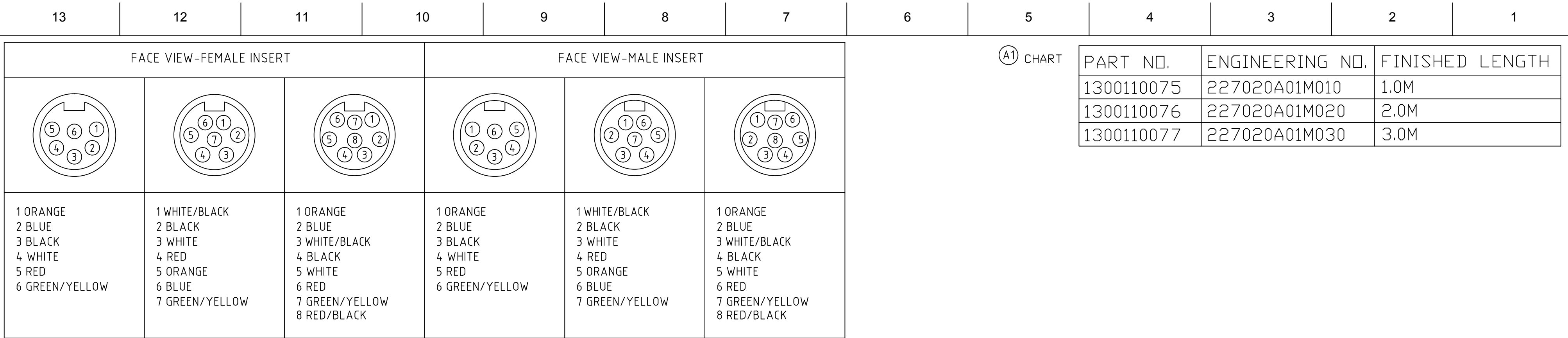
1. MATERIAL: SEE TABLE
2. FINISHES: SEE TABLE
3. CABLE ASSEMBLIES ARE BAGGED SEPARATELY IN POLY BAGS WITH BARCODE LABEL ATTACHED TO OUTSIDE OF BAG
4. WRAP LABEL IS MARKED WITH P/N, DATE CODE VOLTAGE & AMPERAGE
5. MATES WITH: MINI CHANGE, C-SIZE 6 POLE RECEPTACLE
6. ELECTRICAL SPECIFICATIONS:
VOLTAGE RATING: 600V
CURRENT RATING: 8 AMPS
7. ASSEMBLY IS RoHS COMPLIANT

S2		P1
1	ORANGE	1
2	BLUE	2
3	BLACK	3
4	WHITE	4
5	RED	5
6	GREEN YELLOW	6

WIRING DIAGRAM

ITEM	QTY.	DESCRIPTION	MATERIAL	FINISH
10	1	LABEL	PLASTIC FILM	BLACK/YELLOW
9	6	PIN CONTACT	BRASS	GOLD PLATED
8	1	INSERT, MALE, 6 POLE	PVC	YELLOW
7	2	OVERMOLD	PVC	YELLOW
6	2	COUPLING NUT	ZINC DIE CAST	BLACK
5	2	FRICITION RING	NYLON	NATURAL
4	6	SOCKET CONTACT	BRASS	GOLD PLATED
3	6	SOCKET SLEEVE	STAINLESS STEEL	
2	1	INSERT, FEMALE, 6 POLE	PVC	YELLOW
1	1	CABLE, 16-6 ST00W/ST	PVC JACKET	YELLOW

RELEASED EC NO: MNA2009-0627 DRAWN BY: DRWINRSTONE 2009/04/03 CHKD BY: WOODMAN APPR: J.MURPHY 2009/04/08	QUALITY SYMBOLS ▽=0 ▽=0	GENERAL TOLERANCES (UNLESS SPECIFIED)		DIMENSION STYLE IN/MM		SCALE 1:1	DESIGN UNITS INCH	THIRD ANGLE PROJECTION																	
		<table border="1"> <tr> <th></th> <th>mm</th> <th>INCH</th> </tr> <tr> <td>4 PLACES ±</td> <td>---</td> <td>---</td> </tr> <tr> <td>3 PLACES ±</td> <td>---</td> <td>---</td> </tr> <tr> <td>2 PLACES ±</td> <td>---</td> <td>±.01</td> </tr> <tr> <td>1 PLACE ±</td> <td>0.3</td> <td>---</td> </tr> </table>			mm	INCH	4 PLACES ±	---	---	3 PLACES ±	---	---	2 PLACES ±	---	±.01	1 PLACE ±	0.3	---	DRAWN BY R. STONE		DATE 2009/04/02	TITLE MINI-CHANGE CORD ASSY MALE/FEMALE, B-SIZE 6 POLE			
			mm	INCH																					
		4 PLACES ±	---	---																					
3 PLACES ±	---	---																							
2 PLACES ±	---	±.01																							
1 PLACE ±	0.3	---																							
DRAFT WHERE APPLICABLE MUST REMAIN WITHIN DIMENSIONS		APPROVED BY J. MURPHY		DATE 2008/04/06	MATERIAL NO. SEE CHART																				
A		REV		SIZE C		DOCUMENT NO. SD-130011-001		SHEET NO. 1 OF 1																	



- NOTES:**
- MATERIAL: AS NOTED
 - FINISH: AS NOTED
 - ELECTRICAL:
 - 6 POLE: VOLTAGE: 400V PER IEC60664 (A1)
600V PER UL2238
CURRENT: 8A
 - 7 POLE: VOLTAGE: 320V PER IEC60664 (A1)
600V PER UL2238
CURRENT: 8A
 - 8 POLE: VOLTAGE: 320V PER IEC60664 (A1)
600V PER UL2238
CURRENT: 7A
 - TEMP RATING: -20°TO +105°C
 - PROTECTION: IP67 (WHEN MATED)
 - COUPLING THREAD: 1"-16 UN
 - UL RECOGNIZED PER FILE: E152210 (A1)
 - ALL DIMS ARE FOR REFERENCE UNLESS NOTED OTHERWISE

PART NUMBER LEGEND

227020A01M010

POLES (6,7,8) FINISHED LENGTH:
 M005= 0.5 METER
 M010= 1 METER
 M100= 10 METER

F010= 1 FOOT
 F100= 10 FEET

(A1) CABLE LENGTH TOLERANCES

>.3M [1FT]:	+19mm-0 [+ .75in-0]
.3 - .9M [1 - 3FT]:	+44.5mm-0 [+1.75in-0]
.9 - 1.8M [3 - 6FT]:	+55.6mm-0 [+2.19in-0]
1.8 - 3.7M [6 - 12FT]:	+88.9mm-0 [+3.50in-0]
3.7 - 7.3M [12 - 24FT]:	+165.1mm-0 [+6.50in-0]
7.3-14.6M [24 - 48FT]:	+317.5mm-0 [+12.50in-0]
14.6 - 30.5M [48-100FT]:	+622.3mm-0 [+24.50in-0]
OVER 30M [100FT]	+2% OF FINISHED LENGTH

ITEM	DESCRIPTION	MATERIAL	FINISH
8	WRAP LABEL	VINYL	BLACK/YELLOW
7	CONTACT PIN	COPPER ALLOY	GOLD PLATED
6	MALE INSERT	PVC	YELLOW
5	OVERMOLD	PVC	YELLOW
4	COUPLING	ZINC DIE-CAST	BLACK
3	CONTACT SOCKET	COPPER ALLOY	GOLD PLATED
2	FEMALE INSERT	PVC	YELLOW
1	CABLE, 16AWG, TPE,STOOD	PVC JACKET	YELLOW

IEC VOLT CHANGE, ADD CHART & LEN. TOLS	EC NO.: IPG2017-0977	QUALITY SYMBOL
	DRWN: RSTONE 4/26/17	
	CHKD: M ZIELIN 2017/04/28	
	APPR: BWOODMAN2016/12/20	
A1	REV	

GENERAL TOLERANCES (UNLESS SPECIFIED)	
	mm INCH
4 PLACES	±--- ±---
3 PLACES	±--- ±---
2 PLACES	±--- ±---
1 PLACE	±--- ±---
ANGULAR ±1/2°	
DRAFT WHERE APPLICABLE MUST REMAIN WITHIN DIMENSIONS	

DIMENSION STYLE INCH/MM	
DRAWN BY	DATE
RSTONE	2016/11/30
CHECKED BY	DATE
K COX	2016/12/07
APPROVED BY	DATE
BWOODMAN	2016/12/20
MATERIAL NO.	
-	
SIZE	
C	

SCALE	DESIGN UNITS	THIRD ANGLE PROJECTION
---	INCH	
MINI CHANGE CORD ASSY MALE/FEMALE 6-8P B SIZE, 16 AWG		
MOLEX INCORPORATED		
DOCUMENT NO.	SHEET NO.	
SD-130011-006	1 OF 1	
THIS DRAWING CONTAINS INFORMATION THAT IS PROPRIETARY TO MOLEX INCORPORATED AND SHOULD NOT BE USED WITHOUT WRITTEN PERMISSION		