

Feed-through terminal, Screw connection, Mounting type: Mounting rail TS 35/7.5 and TS 32, Rated cross-section: 4 mm², Width: 6 mm, Colour: Green

Business data

Article number	<u>1015.1</u>
Article name	RK 1,5-4 GN
GTIN (EAN)	4044211003395
Packaging unit	100
Quantity unit	PC
Weight per piece (not including packaging)	6.8 g
Weight per piece (including packaging)	7.29 g
Unit of weight	G
Customs number	85369010
Country of origin	CZ
Prio-Article	1015.2
Product description	Feed-through terminal

Data sheet

1015.1 RK 1,5-4 GN

Technical data

Dimensions

Length	45 mm
Width	6 mm
Height TS 35/7.5	43.5 mm
Height TS 32	48 mm

Ratings

Rated voltage	500 V
Rated current	32 A
Rated cross-section	4 mm ²
Rated impulse voltage	6 kV
Overvoltage category	III
Contamination degree	3
Maximum power dissipation for nominal condition	1.02 W

Connection data

Connection principle	Screw connection
Connection position	Lateral
Connections	2
Number of terminals per level	2
Number of levels	1
Wire cross-section single-core (rigid) / stranded, min.	0.2 mm ²
Wire cross-section single core (rigid)/stranded, max.	4 mm ²
Wire cross-section stranded, min.	0.2 mm ²
Wire cross-section stranded, max.	4 mm ²
Wire cross-section stranded with wire-end ferrules, min.	0.2 mm ²
Wire cross-section stranded with wire-end ferrules, max.	4 mm ²
Wire cross-section AWG, min.	22
Wire cross-section AWG, max.	10
Stripping length	9 mm
Screw head	Slotted
Screw threading	M 3
Tightening torque, min.	0.5 Nm
Tightening torque, max.	1 Nm

Data sheet

1015.1 RK 1,5-4 GN

Technical data

Materials

Insulation housing	Polyamide 6.6, Polyamide 6.6
Flammability class UL 94	V-2
Working temperature, min.	-40 °C
Working temperature, max.	105 °C

Further technical data

Insulation housing	Polyamide 6.6
Flammability class UL 94	V-2
Working temperature, min.	-40 °C
Working temperature, max.	105 °C
Mounting type	Mounting rail TS 35/7.5 and TS 32
Gauge plug acc. to EN 60 947-1	A4
Number of cross-connection channels	1
End plate required	✓
Maximum power dissipation for nominal condition	1.02 W

Environmental Product Compliance

REACH Conform	yes
REACH Reference date	2022-01-17
REACH Candidate Substance Note	No
RoHS Conform	yes

Approvals

German Lloyd approval

DNV GL Certificate number	TAE000014T
DNV GL Location Classes	Temperature: B, Humidity: B, Vibration: A
DNV GL approval granted	1
DNV GL rated cross-section	4 mm ²
DNV GL rated current	34 A
DNV GL rated voltage	500 V
DNV GL test standard	IEC 60947-7-1:2002
GL approval	IEC 60947-7-1:2002
GL approval granted	yes
GL rated voltage	500 V
GL rated current	34 A
GL rated cross-section	4 mm ²
GL environmental category	C

UL Recognized

UL File Number	E95701
UL approval	UL 1059
UL Usegroup C: rated voltage	300 V
UL Usegroup C: rated current	30 A
UL wire cross-section single-core (rigid) AWG, min.	22
UL wire cross-section single-core (rigid) AWG, max.	10
UL wire cross-section stranded AWG, min.	22
UL wire cross-section stranded AWG, max.	10
UL torque	7 Lb In
UL wire material	Cu
UL factory wiring	1
UL field wiring	1
UL Recognized	1

Standards and regulations

EAC approval	TR ZU 004/2011
EAC approval granted	yes

Data sheet

1015.1 RK 1,5-4 GN

Approvals

CSA approval

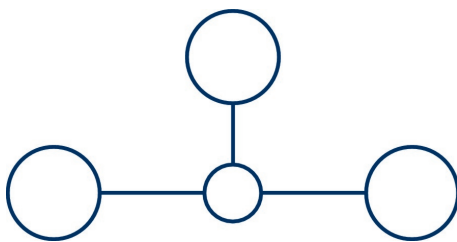
CSA approval	C22.2 No 158
CSA approval granted	yes
CSA Usegroup C: rated voltage	300 V
CSA Usegroup C: rated current	40 A
CSA wire cross-section AWG, min.	22
CSA wire cross-section AWG, max.	10
CSA stripping length	9 mm
CSA torque, max.	1 Nm
CSA torque, min.	0.5 Nm
CSA File Number	042110_0_000

KEMA KEUR approval

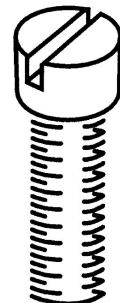
KEMA KEUR approval	EN 60947-7-1:2009
KEMA KEUR approval granted	yes
KEMA rated voltage	500 V
KEMA rated current	32 A
KEMA rated impulse voltage	6 kV
KEMA wire cross-section single core (rigid), min.	0.2 mm ²
KEMA wire cross-section single-core (rigid), max.	4 mm ²
KEMA wire cross-section stranded, min.	0.2 mm ²
KEMA wire cross-section stranded, max.	4 mm ²

Media

EAC



M3



Accessories

Cover



Cover, Length: 24 mm, Width: 24 mm, Colour: Yellow

Article number	Article name	GTIN (EAN)	Packaging unit
<u>2494.0</u>	AD 4/24/B/E YE	4044211052959	50 ST



Cover, Length: 24 mm, Width: 24 mm, Colour: Yellow

Article number	Article name	GTIN (EAN)	Packaging unit
<u>2011.0</u>	AD 4/24/B YE	4044211048143	50 ST



Cover, Length: 24 mm, Width: 20 mm, Colour: Yellow


Article number	Article name	GTIN (EAN)	Packaging unit
<u>2493.0</u>	AD 4/24/B/E YE	4044211052942	50 ST



Cover, Length: 24 mm, Width: 20 mm, Colour: Yellow

Article number	Article name	GTIN (EAN)	Packaging unit
<u>2079.0</u>	AD 4/24/B YE	4044211048877	50 ST

End plate



End plate, Width: 1.5 mm, Colour: Beige

Article number	Article name	GTIN (EAN)	Packaging unit
<u>2738.2</u>	AP 1,5-4 BG	4044211054748	50

End stop



End stop, Mounting type: Mounting rail TS 35/7.5, Width: 7.5 mm, Colour: Beige

Article number	Article name	GTIN (EAN)	Packaging unit
<u>2005.2</u>	ES 35 BG	4044211048082	50

Data sheet

1015.1 RK 1,5-4 GN

Cross-connector

Insulation plate



Insulation plate, Colour: Beige

Article number	Article name	GTIN (EAN)	Packaging unit
<u>2566.2</u>	TRS 3 BG	4044211053567	100 ST

Partition plate



Partition plate, Width: 1.5 mm, Colour: Beige

Article number	Article name	GTIN (EAN)	Packaging unit
<u>2071.2</u>	TW 1,5-4 BG	4044211048792	50
