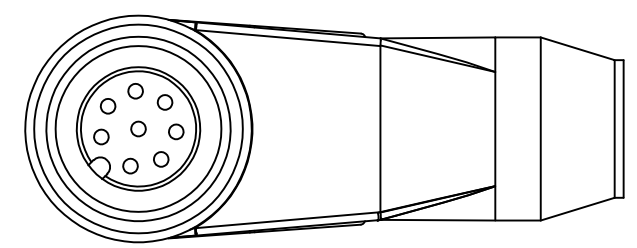


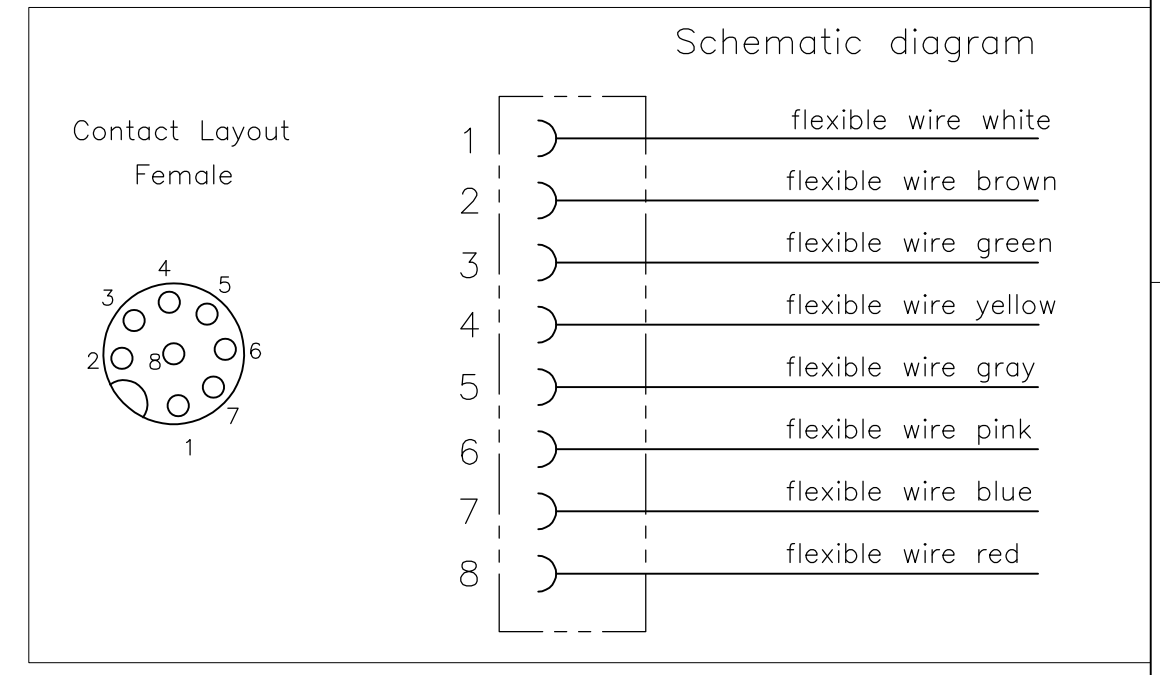
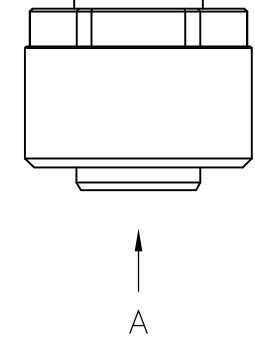
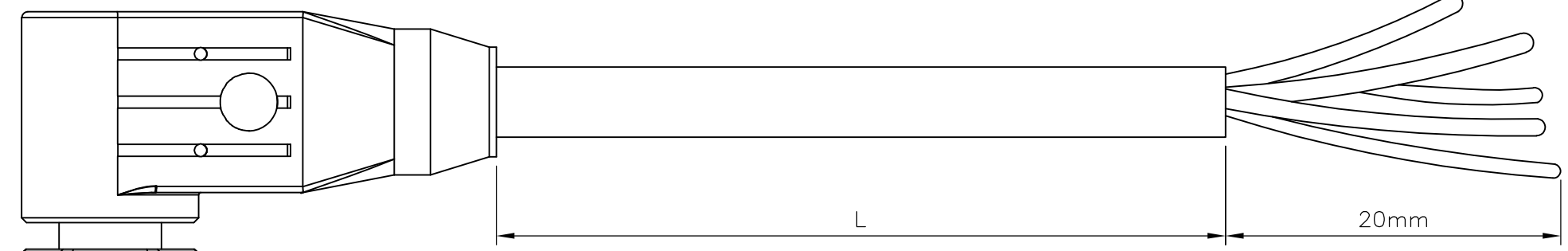
THIS DRAWING IS UNPUBLISHED.      RELEASED FOR PUBLICATION  
 © COPYRIGHT - By -      ALL RIGHTS RESERVED.

LOC	DIST	REVISIONS			
P	LTR	DESCRIPTION	DATE	DWN	APVD
H	-	A	INITIAL RELEASE	26NOV2013	GSK BvH
		A1	ECR-14-015049	13OCT2014	GSK BvH

NOTES:  
 Tolerances cable lengths:  
 0m to 0.5m      +30mm  
 0.5m to 1.0m    +50mm  
 1.0m to 3.0m    +100mm  
 < 3.0m          +1.5%



VIEW 'A'



TECHNICAL DATA	
Operating voltage	max. 30 V AC/DC
Operating current per contact	max. 2 A
Locking of ports	Screw thread M12 x 1 mm (recommended torque 0.6 Nm) self-securing
Protection	IP65 and IP67 when plugged and screwed down (EN 60529)

PUR CABLE	
No./diameter of wires	8 x 0.25 mm <sup>2</sup>
Wire isolation	PP (wh, br, gn, ye, gr, pk, bl, rd)
C-track properties	2 million
Jacket	PUR (UL/CSA)
Outer diameter	approx. 6.0 mm
Bend radius (moving)	15 x outer diameter
Temperature range (fixed)	-40...+80 °C
Temperature range (mobile)	-20...+80 °C

LENGTH "L"	MATERIAL	JACKET COLOR	TE PN	DESCRIPTION	ITEM
10mtr	PUR	Grey	2273095-4	8x24AWG PUR 10.0m	4
5mtr			2273095-3	8x24AWG PUR 5.0m	3
3mtr			2273095-2	8x24AWG PUR 3.0m	2
1.5mtr			2273095-1	8x24AWG PUR 1.5m	1

THIS DRAWING IS A CONTROLLED DOCUMENT.

DIMENSIONS: mm	TOLERANCES UNLESS OTHERWISE SPECIFIED:	DWN SATHISH KUMAR .G 26NOV2013	TE Connectivity <b>M12 X 1.0 ANGLED SOCKET PIGT A</b>	
	0 PLC ± - 1 PLC ± - 2 PLC ± - 3 PLC ± - 4 PLC ± - ANGLES ± -	CHK B.VELDHOVEN 26NOV2013		
MATERIAL	FINISH	APVD A.VAN ZANDVOORT 26NOV2013	NAME	
		PRODUCT SPEC 108-19483	SIZE	RESTRICTED TO
		APPLICATION SPEC 114-32127	CAGE CODE	
		WEIGHT	DRAWING NO	
		CUSTOMER DRAWING	A3 00779	
			G=2273095	
			SCALE	SHEET
			NTS	1 OF 1
				REV
				A1