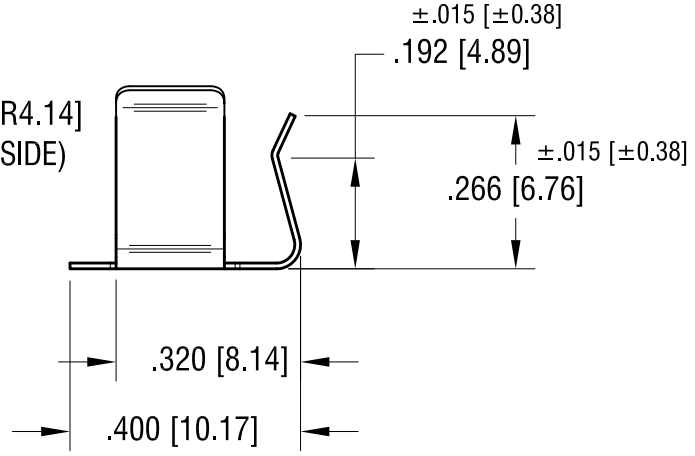
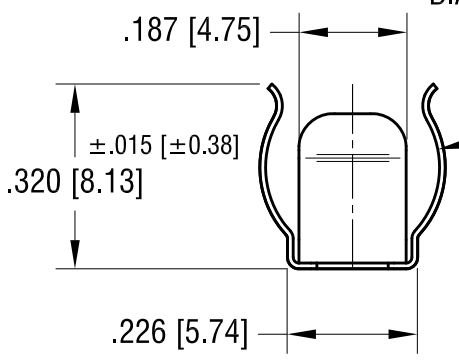
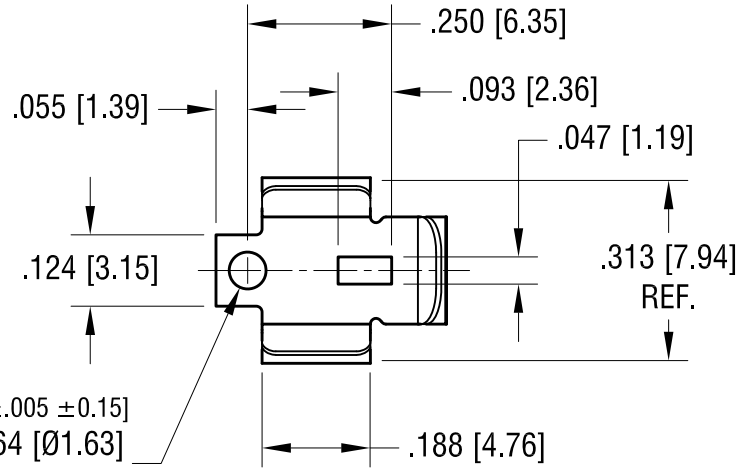
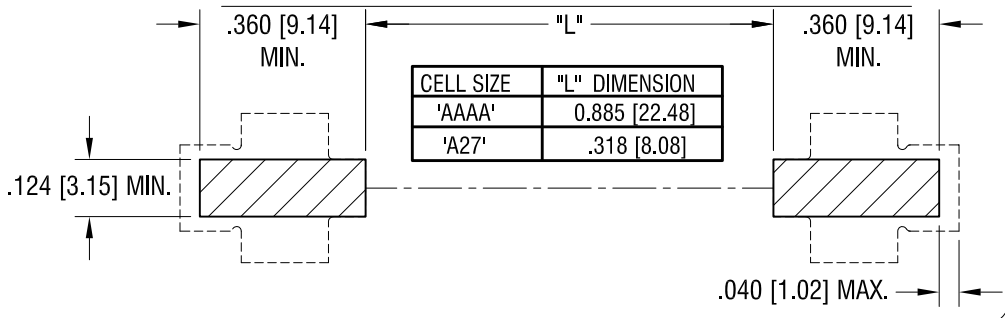


THIS DOCUMENT IS THE PROPERTY OF KEYSTONE ELECTRONICS CORP. AND SHALL NOT BE REPRODUCED, DISTRIBUTED OR USED AS A BASIS FOR MANUFACTURE WITHOUT PRIOR WRITTEN PERMISSION FROM KEYSTONE ELECTRONICS CORP.

ACTUAL SIZE



MOUNTING PAD LAYOUT REQUIRED FOR (2) 'AAAA' CLIPS



NOTE:
1. HEAT TREAT TO SPRING TEMPER

DATE	DESCRIPTION	REV.
10.28.16	CHANGE AS PER ECN 16-073	E
10.1.09	CHANGE AS PER ECN 09-141	D
6.04.09	CHANGE AS PER ECN 09-049	C
10.30.07	CHANGE AS PER ECN 07-072	B
11.12.04	CHANGE AS PER ECN 04-138	A

KEYSTONE ELECTRONICS CORP.
www.keyelco.com • NEW HYDE PARK NY 11040 • Tel (516)328-7500

PART NAME 'AAAA' SMT BATTERY CLIP	
MATERIAL .010 [0.25] TH'K ANNEALED SPRING STEEL	
FINISH TIN NICKEL PLATE	DRN BY BOONE DATE 5.05.03
	APP'D RH SCALE 3X
TOLERANCES INCH [MM] DECIMAL ±.010 [±0.25] ANGULAR ± 1° UNLESS OTHERWISE SPECIFIED	CODE C DWG NO. 50