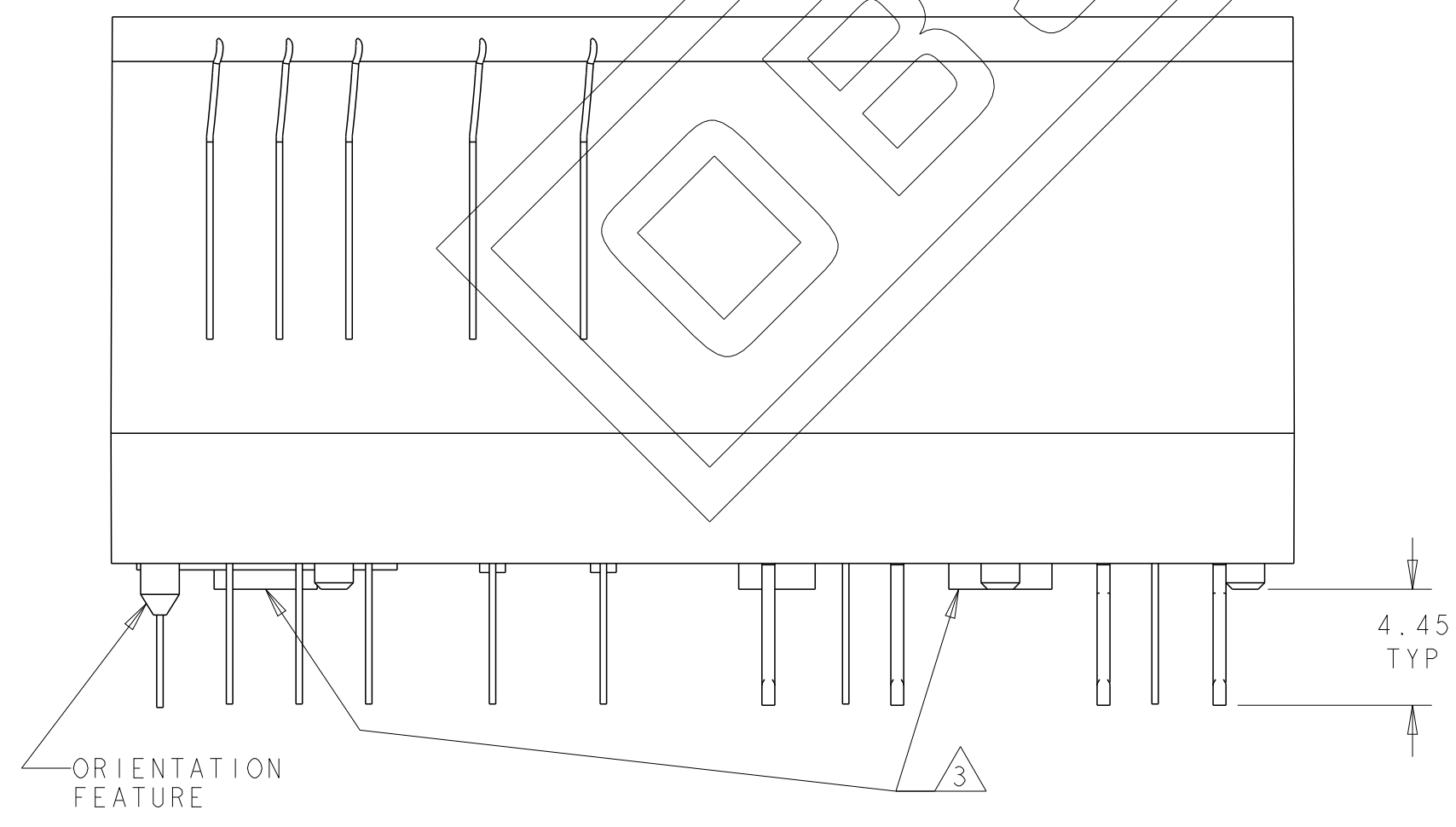
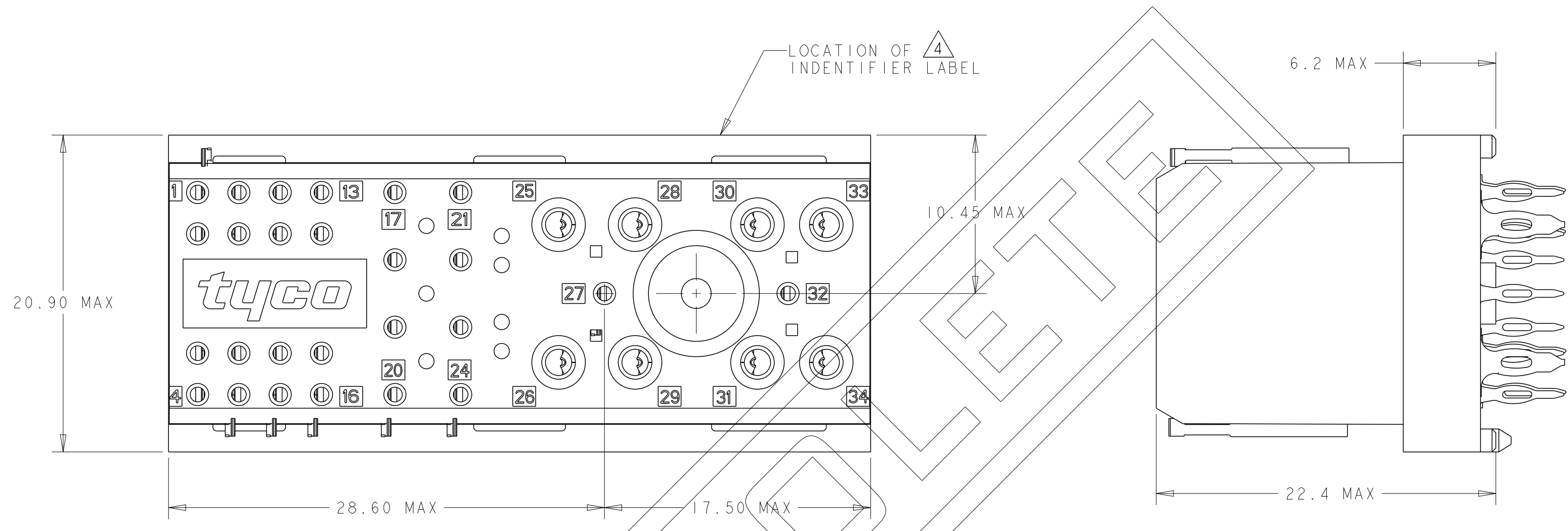


THIS DRAWING IS UNPUBLISHED. RELEASED FOR PUBLICATION 20
 © COPYRIGHT 20 BY - ALL RIGHTS RESERVED.

LOC GP DIST 00

REVISIONS				
P	LTR	DESCRIPTION	DATE	APVD
C		REV PER ECR-12-016995	04NOV2012	OL SZ
D		REV PER ECR-22-125773	23JAN2022	CZ SH

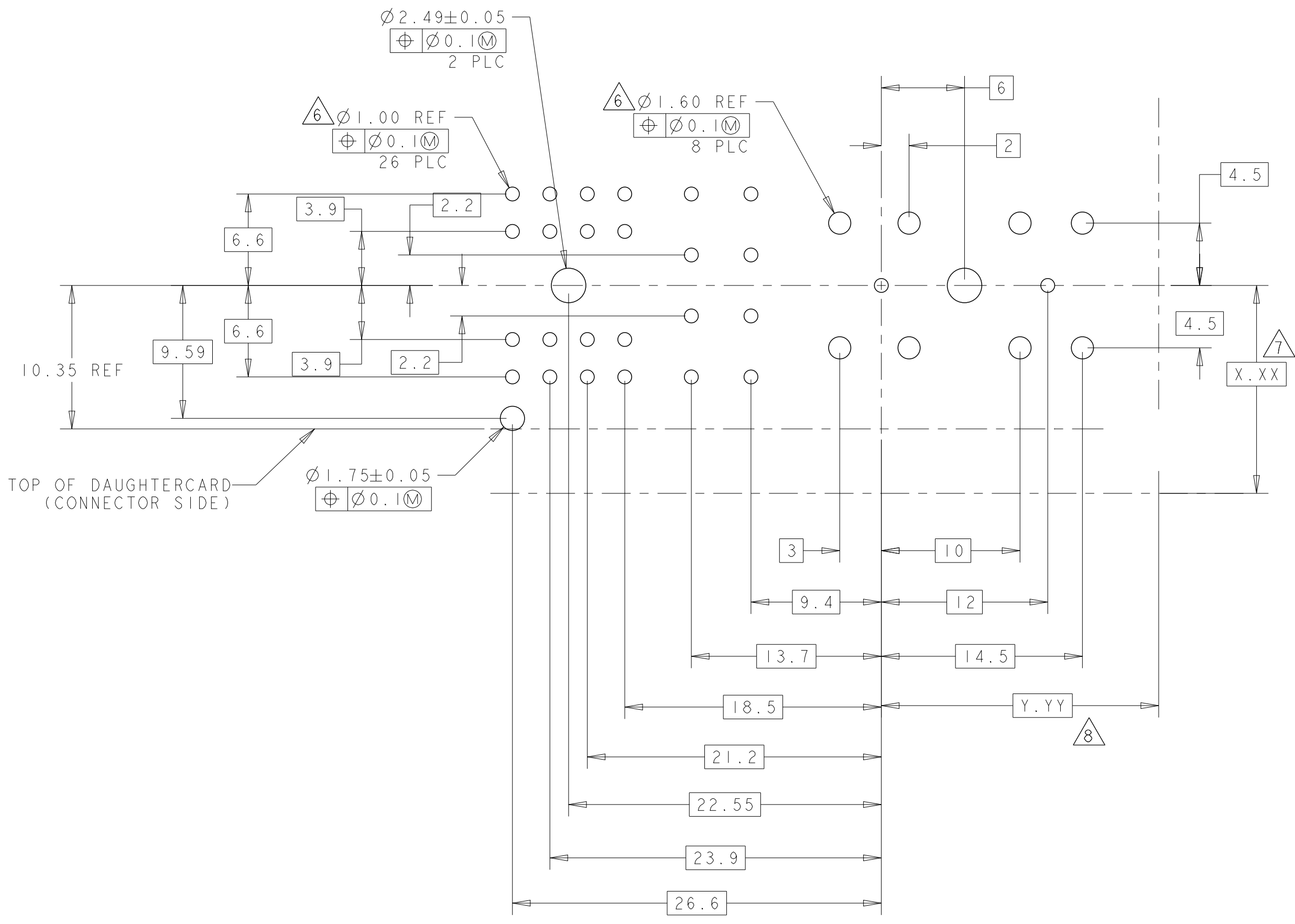


OBSOLETE	8	1888804-2
OBSOLETE	2	1888804-1
	FINISH	PART NO

THIS DRAWING IS A CONTROLLED DOCUMENT.		DWN G. PETERS 13DEC2006	TE Connectivity
DIMENSIONS: mm		CHK M. PERCHERRE 13DEC2006	
TOLERANCES UNLESS OTHERWISE SPECIFIED:		APVD S. FLICKINGER 13DEC2006	
0 PLC ± 1 PLC ± 2 PLC ±0.50 3 PLC ±0.250 4 PLC ± ANGLES ± FINISH		PRODUCT SPEC 108-2216 APPLICATION SPEC 114-13156 WEIGHT -	
MATERIAL	1 - 2 8 -	Customer Drawing	NAME CONNECTOR ASSEMBLY, VERTICAL, BACKPLANE, COMPLIANT PRESS FIT, ADVANCED ICA SIZE A207779 CAGE CODE C-1888804 DRAWING NO 1888804-2 RESTRICTED TO -
SCALE 4:1			SHEET 1 OF 2 REV D

THIS DRAWING IS UNPUBLISHED. RELEASED FOR PUBLICATION 20
 © COPYRIGHT 20 BY - ALL RIGHTS RESERVED.

LOC	DIST	REVISIONS					
GP	00	P	LTR	DESCRIPTION	DATE	DWN	APVD
		-		SEE SHEET 1			



PCB LAYOUT
 VIEWED FROM CONNECTOR SIDE
 SCALE 7:2

- 1 MATERIALS:
 INSULATORS: THERMOPLASTIC, GLASS REINFORCED, COLOR-GRAY, UL94V-0 FLAMMABILITY RATED.
 SIGNAL PINS: COPPER ALLOY.
 POWER CONTACTS: HIGH CONDUCTIVITY COPPER ALLOY.
- 2 FINISHES:
 CONTACTS MATING ZONE: GOLD PLATE, 0.76um MIN THK.
 OVER NICKEL 1.27um MIN THK.
 SOLDER TAILS: TIN PLATED, 1.27um MIN THK,
 OVER NICKEL 1.27um MIN THK
- 3 OPTIONAL MOUNTIG SCREWS (Ø2.0MM x 5.0mm DP) FOR USE WITH SELF TAPPING.
- 4 ITEMS PROVIDED TO THIS SPECIFICATION TO BE PERMANENTLY IDENTIFIED PER THE FOLLOWING IDENTIFIER LABEL:
 YEAR WEEK

PART NO. DATE CODE (EG 0125)
 (XXXXXXXX-X) (XXXX)

5. GENERAL INFORMATION:

PART NUMBER	SIZE NO.	CONTACT QTY.	MATING PIN Ø
1888804-1	16 22	8 26	Ø1.60 Ø0.76

- 6 MANUFACTURING TOLERANCE FOR:
 +0.09
 Ø1.60-0.06 FINISHED HOLE WITH Sn PLATING:
 DRILLED HOLE = Ø1.75±0.025
 COPPER PLATING = 0.025 MIN
 Sn PLATING = 0.0008 MIN
 +0.09
 Ø1.00-0.06 FINISHED HOLE WITH Sn PLATING:
 DRILLED HOLE = Ø1.15±0.025
 COPPER PLATING = 0.025 MIN
 Sn PLATING = 0.008 MIN

- 7 DATUMS AND BASIC DIMENSIONS TO BE ESTABLISHED BY CUSTOMER.
- 8 FINISHES:
 CONTACTS MATING ZONE: GOLD PLATE, 0.76um MIN THK
 OVER NICKEL 1.27um MIN THK
 SOLDER TAILS: TIN-LEAD PLATED, 1.27um MIN THK
 OVER NICKEL 1.27um MIN THK.
- 9. CONTACT AREA LUBRICATED WITH BELLCORE APPROVED LUBRICANT.
 TECHNICAL REFERENCE: GR-1217-COR, ISSUE 1, NOVEMBER.

THIS DRAWING IS A CONTROLLED DOCUMENT.		DWN G. PETERS 13DEC2006	TE Connectivity	
DIMENSIONS: mm		CHK M. PERCHERKE 13DEC2006		
TOLERANCES UNLESS OTHERWISE SPECIFIED:		APVD S. FLICKINGER 13DEC2006	NAME CONNECTOR ASSEMBLY, VERTICAL, BACKPLANE, COMPLIANT PRESS FIT, ADVANCED ICA	
0 PLC ± 1 PLC ± 2 PLC ±0.50 3 PLC ±0.250 4 PLC ± ANGLES ± FINISH		PRODUCT SPEC 108-2216	SIZE A2	CAGE CODE 0779
MATERIAL		APPLICATION SPEC 114-13156	DRAWING NO C-1888804	RESTRICTED TO
		WEIGHT	SCALE 4:1 SHEET 2 OF 2 REV D	
		Customer Drawing		