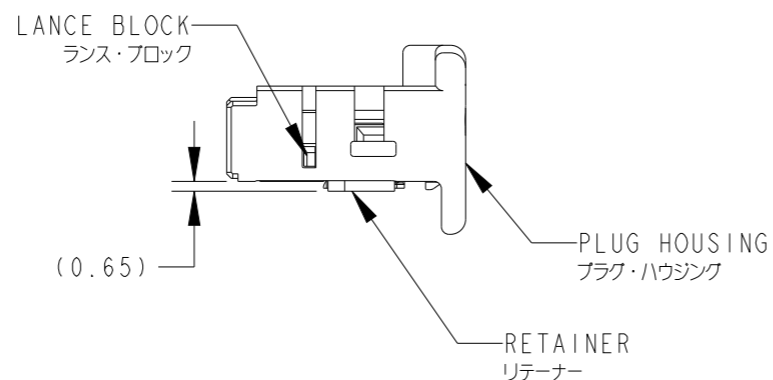
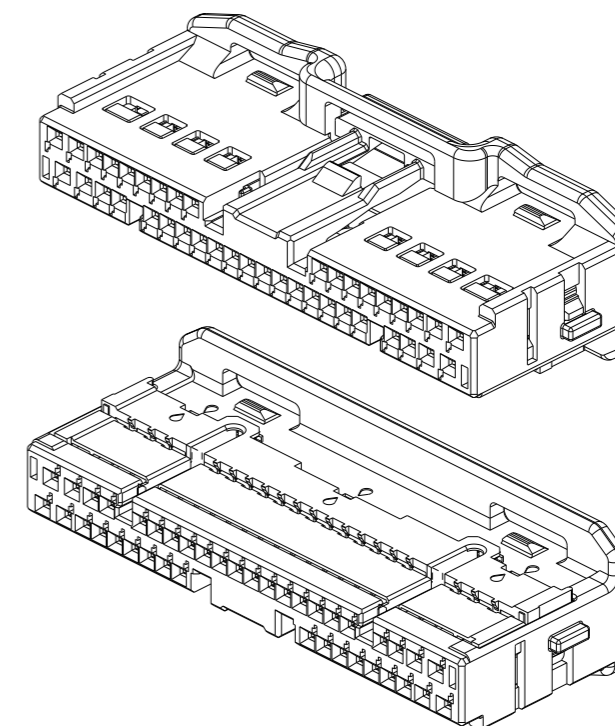
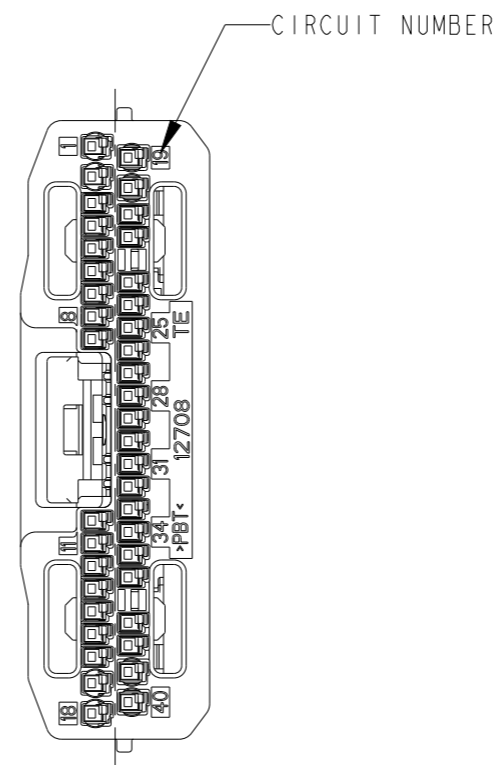
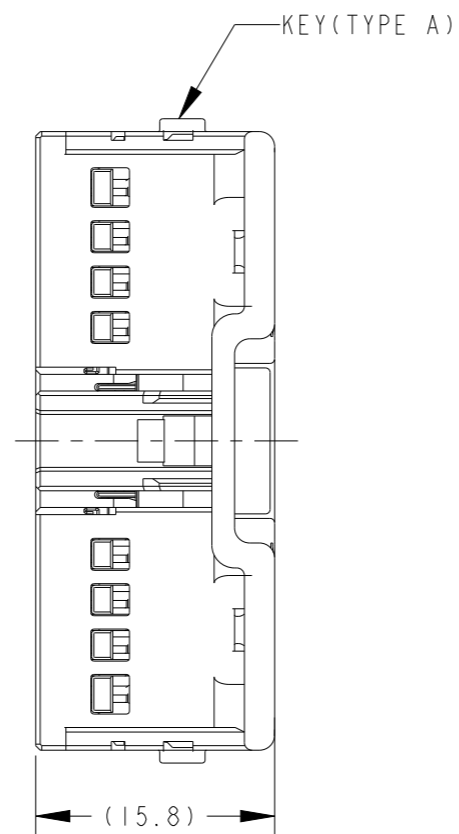
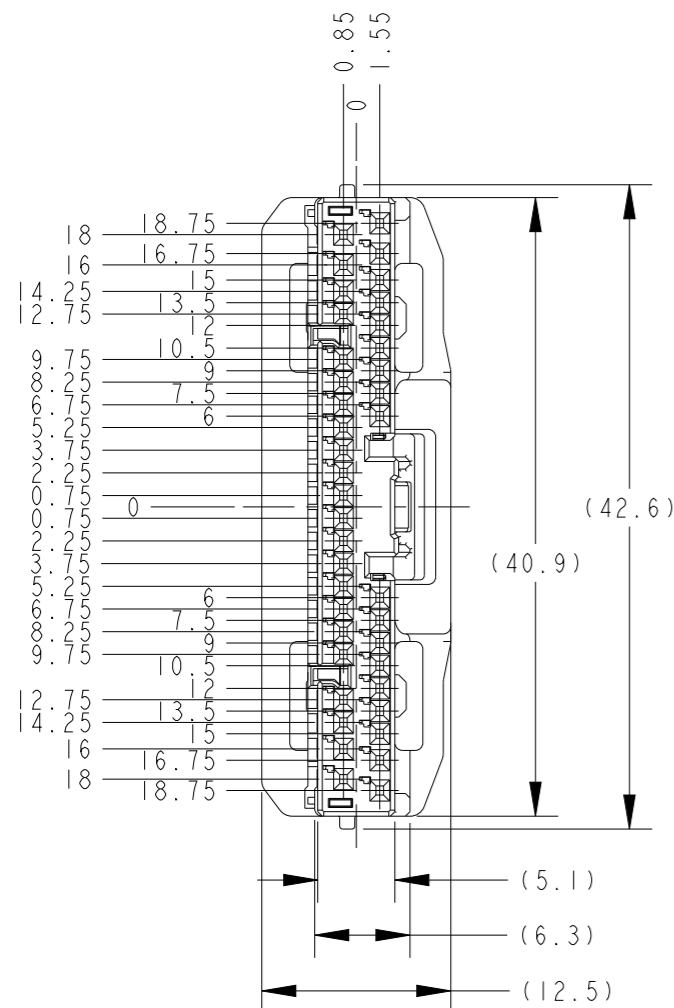


P	LTR	DESCRIPTION	DATE	DWN	APVD
	A	RELEASED	22JUL2008	YS	HY
	A1	REVISED ECR-16-007896	03JUN2016	KK	RK
	A2	REVISED ECR-19-006054	30JUL2019	DM	HK
	A3	REVISED ECR-21-005887	28MAY2021	SPB	MT



- 嵌合相手型番: 1871806-1  
PART NUMBER OF CAP HOUSING TO BE MATED: 1871806-1
- キャビティ構成: TABLE-2参照  
DETAILS OF CAVITIES: SEE TABLE-2
- 本製品の取扱は取扱説明書NO. 411-78199に従うこと  
HANDLING OF THIS PART SHOULD FOLLOW THE INSTRUCTION SHEET NO.411-78199

TABLE-1

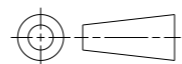
PAPER BOX ダンボール箱	PLASTIC BAG ビニール袋	NATURAL (自然色)	1827842-1
OUTER 外装	INNER 内装	COLOR (色)	PART NUMBER (型番)
PACKING STYLE 梱包形態			

TABLE-2

POS. 極数	CIRCUIT NO 回路番号	APPLIED CONTACT P/N 適用端子型番	APPLICABLE WIRE RANGE 適用電線
32	3~16 21~38	1827855-1	CIVUS/CHFUS 0.22~0.35mm <sup>2</sup>
		1827855-4	CIVUS/CHFUS 0.13~0.22mm <sup>2</sup>
		1903703-1	CIVUS/CHFUS 0.22~0.35mm <sup>2</sup>
8	1, 2, 17, 18, 19, 20, 39, 40	1827855-1	CIVUS/CHFUS 0.22~0.35mm <sup>2</sup>
		1827855-2	CIVUS/CHFUS 0.35~0.5mm <sup>2</sup>
		1827855-3	CAN 0.22mm <sup>2</sup>
		1903703-1	CIVUS/CHFUS 0.22~0.35mm <sup>2</sup>

THIS DRAWING IS A CONTROLLED DOCUMENT.

DIMENSIONS:  
単位: 概  
mm



MATERIAL  
材料  
PBT

TOLERANCES UNLESS OTHERWISE SPECIFIED:  
一般公差 ±0.3  
0-PLC ±  
1-PLC ±0.1  
2-PLC ±0.01  
3-PLC ±0.001  
4-PLC ±0.0001  
ANGLES ±3'00"

FINISH  
仕上  
SEE TABLE-1

DWN Y. SUEMITSU 25APR05  
CHK K. SAKAMAKI 25APR05  
APVD S. ISOHATA 25APR05  
PRODUCT SPEC 108-78208  
APPLICATION SPEC 114-5379  
WEIGHT 2.63 g



NAME  
名称  
PLUG ASSEMBLY 40POS, KEY TYPE-A  
0.50 SERIES CONNECTOR

SIZE A3 CAGE CODE 00779 DRAWING NO. 1827842 RESTRICTED TO

CUSTOMER DRAWING SCALE 2:1 SHEET 1 OF 1 REV A3