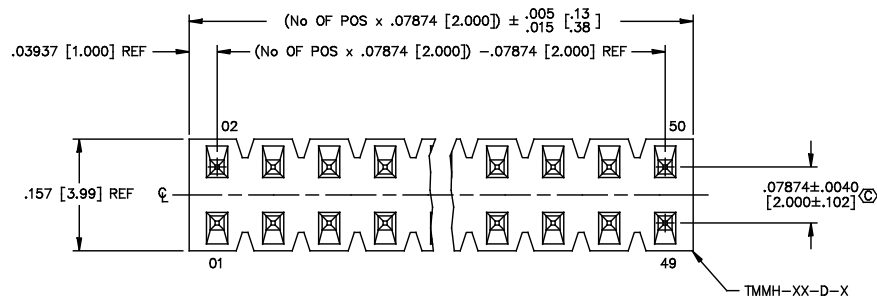
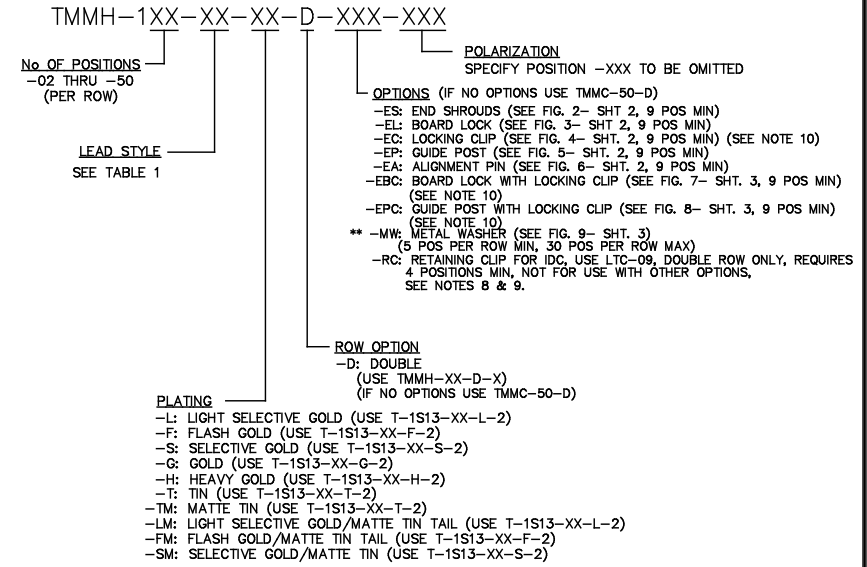
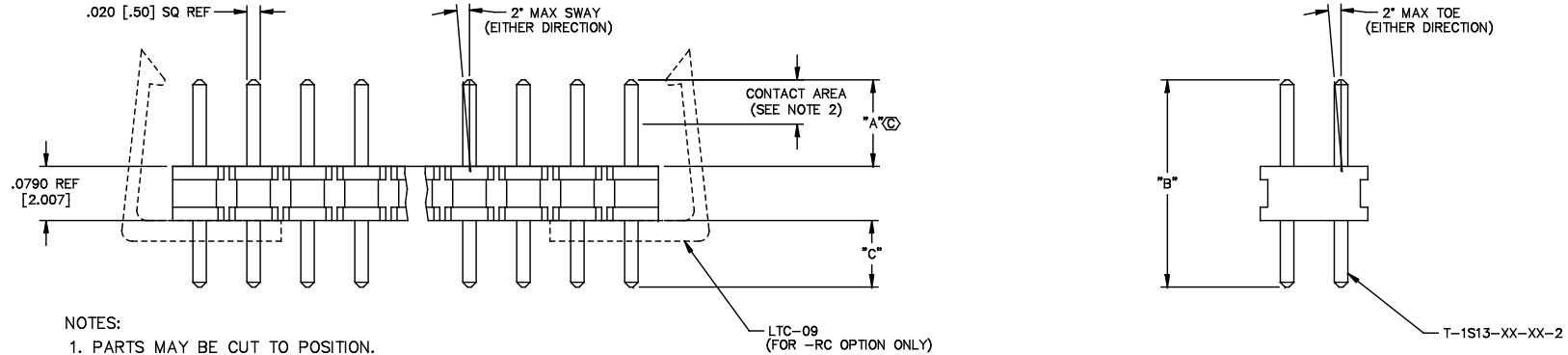


LEAD STYLE	"A"	"B"	TERMINAL	"C"
-01	.126 [3.20]	.302 [7.67]	T-1S13-07-XX-2	.097 [2.46] REF
-04	.075 [1.91]	.255 [6.48]	T-1S13-04-XX-2	.101 [2.57] REF
* -05	.065 [1.65]	.234 [5.94] REF	T-1S13-07-XX-2	.090 [2.29]
-21	.126 [3.20]	.255 [6.48]	T-1S13-04-XX-2	.050 [1.27] REF
-22	.075 [1.91]	.204 [5.18]	T-1S13-25-XX-2	.050 [1.27] REF
-06	.126 [3.20]	.344 [8.74]	T-1S13-31-XX-2	.139 [3.53] REF

\* SEE NOTE 5



\*\* -MW OPTION, DO NOT DESIGN IN. SAMTEC WILL ONLY SUPPORT EXISTING BUSINESS 2/05/02.



- NOTES:
- PARTS MAY BE CUT TO POSITION.
  - GOLD PLATING TO BE ON POST, TIN PLATING ON TAIL.
  - (C) REPRESENTS A CRITICAL DIMENSION.
  - MINIMUM PUSHOUT FORCE: 1.0 LB.
  - MUST SHEAR TO DIMENSION SHOWN.
  - NOTE DELETED
  - MAX CUT FLASH: .020 [.51]
  - WAVE SOLDER APPLICATION ONLY.
  - RETAINING CLIP FOR -06 LEAD STYLE ONLY.
  - DUE TO THE HIGH AMOUNT OF INSERTION FORCE NEEDED, THE -LC OPTION IS NOT COMPATIBLE WITH AUTO PLACEMENT. SAMTEC RECOMMENDS MANUAL PLACEMENT FOR ALL ASSEMBLIES WITH THE -EC, -EBC, AND -EPC OPTION.

FIG. 1

**PROPRIETARY NOTE**  
 THIS DOCUMENT CONTAINS INFORMATION CONFIDENTIAL AND PROPRIETARY TO SAMTEC INC. AND SHALL NOT BE REPRODUCED OR TRANSMITTED IN ANY FORM OR BY ANY MEANS, ELECTRONIC OR MECHANICAL, INCLUDING PHOTOCOPYING, RECORDING, OR BY ANY INFORMATION STORAGE AND RETRIEVAL SYSTEM, WITHOUT THE EXPRESS WRITTEN CONSENT OF SAMTEC INC.

MATERIAL: BLACK, LCP  
 TERMINAL: PHOSPHOR BRONZE

**samtec**  
 EXISPROV\ASSEMBLY\2MM TMMH-TH  
 520 PARK EAST BLVD. NEW ALBANY, INDIANA 47150  
 PHONE (812) 944-6733 P.O. BOX 1147  
 CODE 55322

MADE BY: PURVIS 12-17-96  
 TMMH-1XX-XX-XX-D-XXX-XXX  
 SHEET 1 OF 3