

DO NOT SCALE FROM THIS PRINT

DESIGNED & DIMENSIONED IN MILLIMETERS [INCHES]

ZCC-X-XX  
 SIZE -1: SEE TABLE 1  
 -2: SEE TABLE 1  
 WELD TAB STYLE -TH: THROUGH HOLE

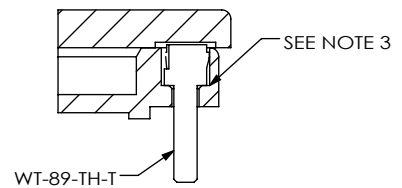
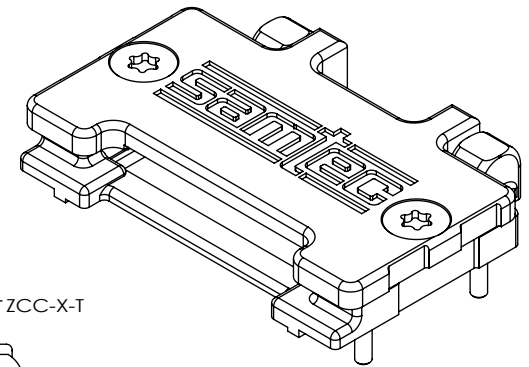
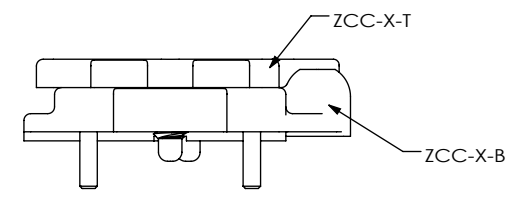
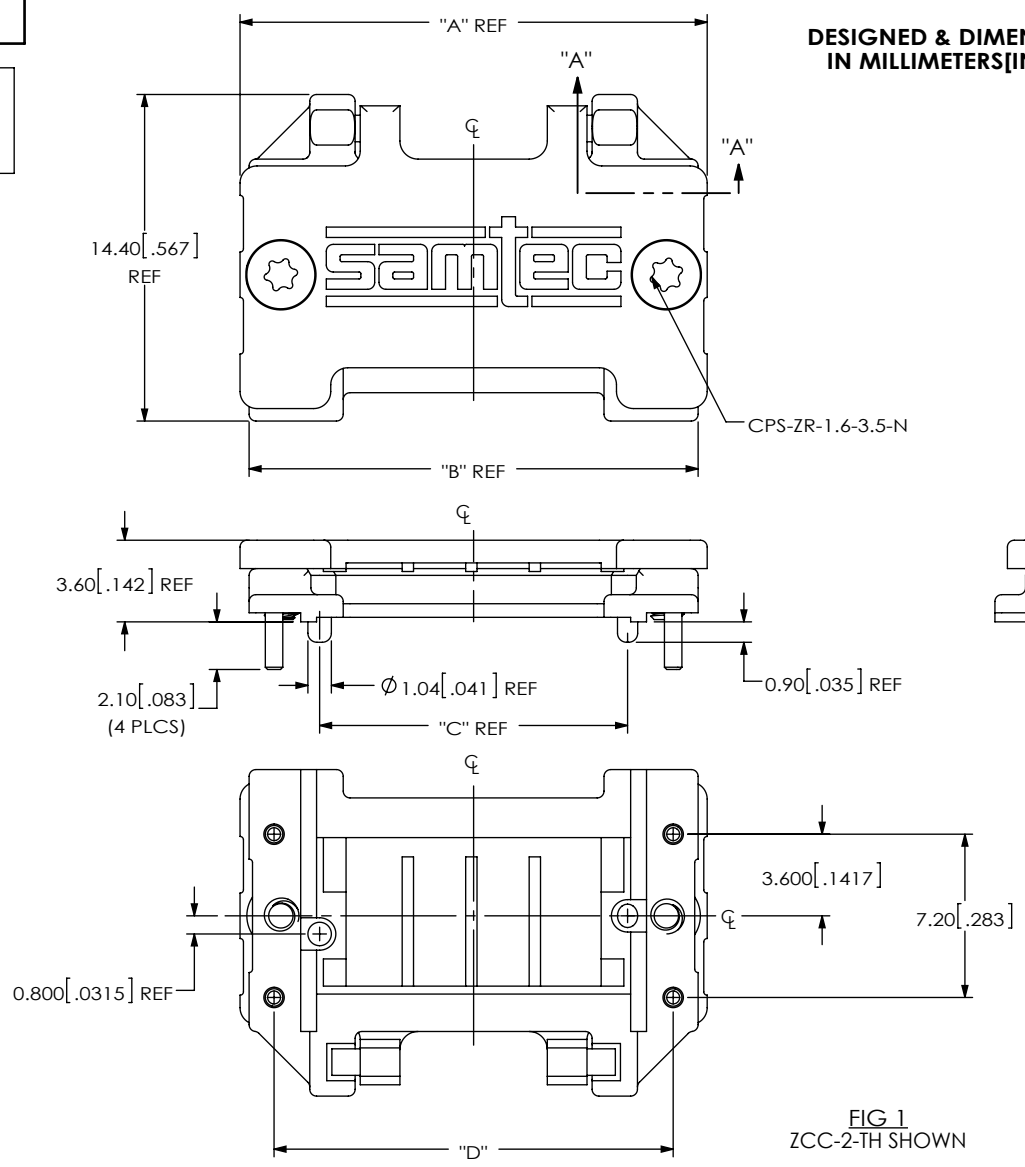


FIG 1  
ZCC-2-TH SHOWN

| SIZE | "A"           | "B"           | "C"           | "D"           |
|------|---------------|---------------|---------------|---------------|
| -1   | 15.80 [0.622] | 15.00 [0.591] | 8.78 [0.346]  | 12.80 [0.504] |
| -2   | 20.60 [0.811] | 19.80 [0.780] | 13.58 [0.535] | 17.60 [0.693] |

NOTES:

- REPRESENTS A CRITICAL DIMENSION.
- WELD TAB MINIMUM PUSHOUT FORCE: 2.22N [.5 LB].
- WELD TAB MUST BOTTOM OUT IN DIE CAST.
- LID TO BE SECURED WITH CPS-ZR-1.6-3.5-N SCREWS. TORQUE FOR SHIPPING: 4 IN-OZ. TORQUE FOR FINAL ASSEMBLY: 10 IN-OZ.
- PACKAGE ASSEMBLIES IN TRAYS.
- COMPONENTS MUST PASS INSPECTION PER COMPONENT DRAWINGS: ZCC-X-B, ZCC-X-T, WT-89-XX-X, CPS-ZR-X-X-X-X-X, K-CPS-ZR-XXX-XXX-XXX

UNLESS OTHERWISE SPECIFIED, DIMENSIONS ARE IN MILLIMETERS. TOLERANCES ARE:  
 DECIMALS ANGLES  
 X.X: ±0.3 [.01] 2°  
 X.XX: ±0.10 [.004]  
 X.XXX: ±0.051 [.0020]

PROPRIETARY NOTE  
 THIS DOCUMENT CONTAINS CONFIDENTIAL AND PROPRIETARY INFORMATION AND ALL DESIGN, MANUFACTURING, REPRODUCTION, USE, PATENT RIGHTS AND SALES RIGHTS ARE EXPRESSLY RESERVED BY SAMTEC, INC. THIS DOCUMENT SHALL NOT BE DISCLOSED, IN WHOLE OR PART, TO ANY UNAUTHORIZED PERSON OR ENTITY NOR REPRODUCED, TRANSFERRED OR INCORPORATED IN ANY OTHER PROJECT IN ANY MANNER WITHOUT THE EXPRESS WRITTEN CONSENT OF SAMTEC, INC.

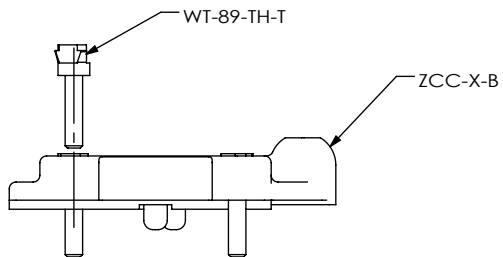
MATERIAL: DO NOT SCALE DRAWING SHEET SCALE: 3:1  
 BASE: ZINC, BLACK NICKEL PLATED  
 CLAMP: ZINC, BLACK NICKEL PLATED  
 WELD TAB: BRASS  
 SCREW: BRASS  
 SCREW RETAINER: POLYIMIDE



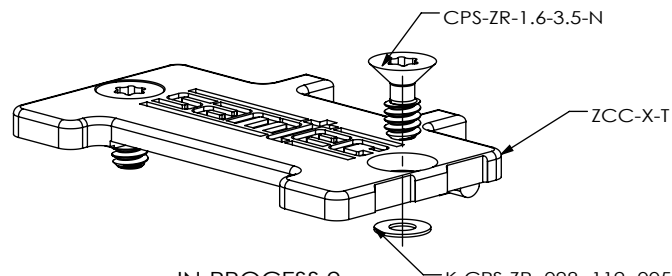
520 PARK EAST BLVD., NEW ALBANY, IN 47150  
 PHONE: 812-944-6733 FAX: 812-948-5047  
 e-Mail: info@SAMTEC.com code 55322

DESCRIPTION:  
ZRDP CAGE ASSEMBLY

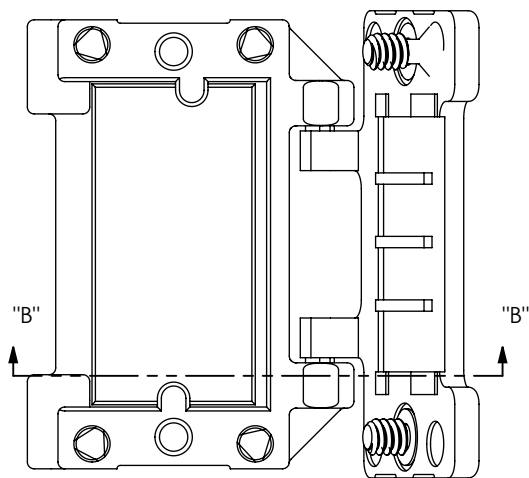
DWG. NO.  
**ZCC-X-XX**



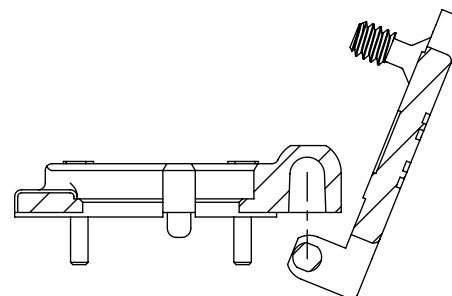
IN-PROCESS 1  
INSERT WELD TABS  
(ZCC-X-TH SHOWN)



IN-PROCESS 2  
ATTACH SCREWS TO TOP HOUSING  
USING KAPTON RETAINER WASHERS



IN-PROCESS 3  
ASSEMBLE TOP & BOTTOM HOUSINGS  
(SEE NOTE 4)



SECTION "B"-"B"

**PROPRIETARY NOTE**  
THIS DOCUMENT CONTAINS CONFIDENTIAL AND PROPRIETARY INFORMATION AND ALL DESIGN, MANUFACTURING, REPRODUCTION, USE, PATENT RIGHTS AND SALES RIGHTS ARE EXPRESSLY RESERVED BY SAMTEC, INC. THIS DOCUMENT SHALL NOT BE DISCLOSED, IN WHOLE OR PART, TO ANY UNAUTHORIZED PERSON OR ENTITY NOR REPRODUCED, TRANSFERRED OR INCORPORATED IN ANY OTHER PROJECT IN ANY MANNER WITHOUT THE EXPRESS WRITTEN CONSENT OF SAMTEC, INC.

DO NOT SCALE DRAWING

SHEET SCALE: 3:1

**samtec**

520 PARK EAST BLVD, NEW ALBANY, IN 47150  
PHONE: 812-944-6733 FAX: 812-948-5047  
e-Mail info@SAMTEC.com code 55322

DESCRIPTION:  
ZRDP CAGE ASSEMBLY

DWG. NO.  
ZCC-X-XX

BY: D.SCHMELZ 7/24-2014 SHEET 2 OF 2