

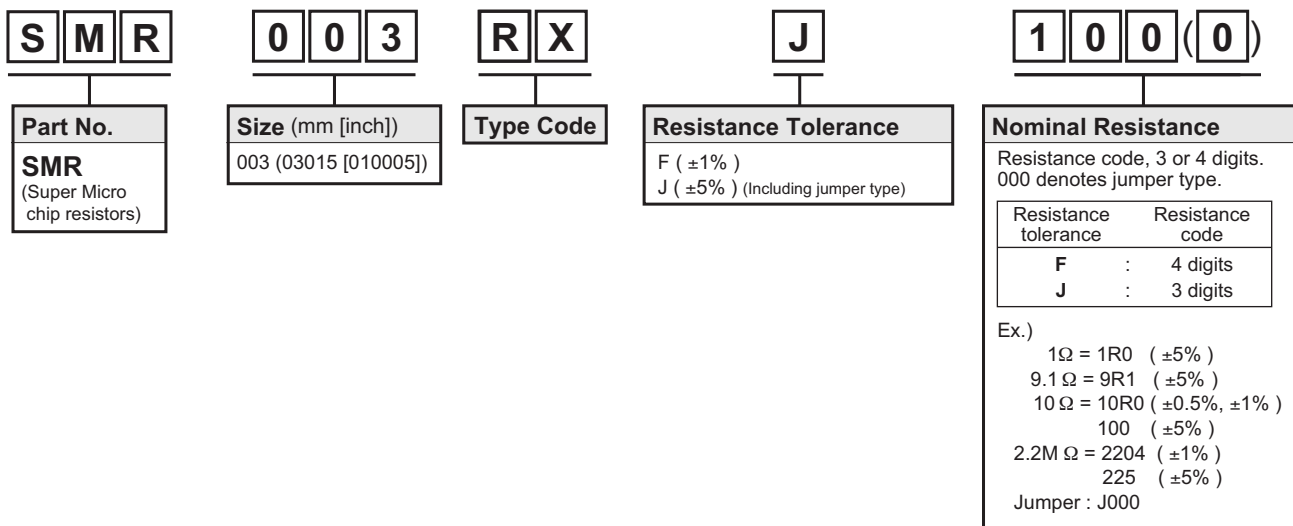
●Features

- 1) Ultra small size (009005) with jumper type.
- 2) Super tight tolerance (10μm).
- 3) Super low noise.
- 4) ROHM resistors have obtained ISO9001/ISO/TS16949 certification.



Part No.	Size		Type Code	Packing Specification	Quantity / Reel	Automotive Grade Available
	(mm)	(inch)				
SMR003	03015	009005	RX	Embossed tape (1mm pitch)	40,000	-

● Part Number Description



●Products List

Part No.	Type Code	Rated Power (70°C) (W)	Limiting Element Voltage (V)	Temperature Coefficient (ppm / °C)	Resistance Tolerance (%)	Resistance Range	Series	Operating Temperature Range (°C)
SMR003	RX	0.020	10	±200	J(±5%)	10Ω to 1MΩ	E24	-55 to +125
					F(±1%)		E24,E96	
Jumper type : Rmax = 50mΩ / I _{max} . = 0.5A								

*Design and specifications are subject to change without notice. Carefully check the specification sheet supplied with the product before using or ordering it.

*Rated voltage is determined from the following.

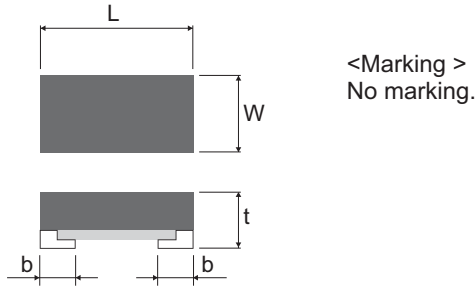
When rated voltage exceeds the limiting element voltage, the limiting element voltage shall be the rated voltage.

*Rated voltage = $\sqrt{\text{Rated power} \times \text{Resistance}}$

*E24 : Standard products, E96 : Custom products

●Chip Resistor Dimensions and Markings

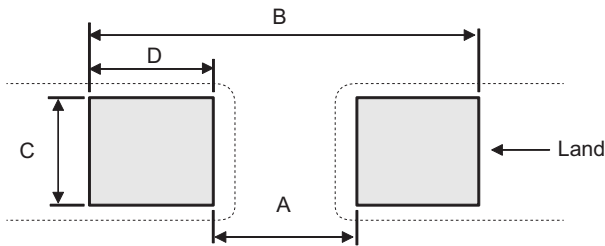
■ SMR003



(Unit : mm)

Part No.	Type Code	(mm)	(inch)	L	W	t	a	b	Marking existence
SMR003	RX	03015	009005	0.3±0.01	0.15±0.01	0.11±0.01	-	0.07±0.01	No

●Land pattern Example



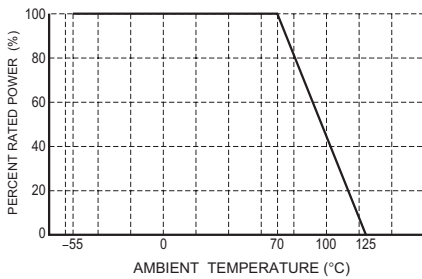
(Unit : mm)

Part No.	Type Code	Dimensions			
		A	B	C	D
SMR003	RX	0.14	0.34	0.15	0.1

●Derating Curve

When the ambient temperature exceeds 70°C, power dissipation must be adjusted according to the derating curves below.

■ SMR003



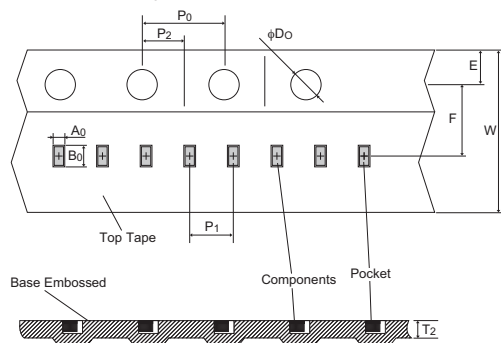
●Characteristics

Test Items	Guaranteed Value		Test Conditions
	Resistor Type	Jumper Type	
Resistance	F : ± 1% J : ± 5%	Max. 50mΩ	20°C
Variation of resistance with temperature	See "Product List"	Max. 50mΩ	Measurement : +20 / -55 / +20 / +125°C
Overload	± (2.0%+0.1Ω)	Max. 50mΩ	Test voltage is the smaller one of ① or ② ① Rated voltage (current) 2.5, 2s. ② Maximum overload voltage : 20V
Solderability	A new uniform coating of minimum of 95% of the surface being immersed and no soldering damage.		Rosin·Ethanol : 25% (Weight) Soldering condition : 235±5°C Duration of immersion : 2.0±0.5s
Resistance to soldering heat	± (1.0%+0.05Ω) No remarkable abnormality on the appearance.	Max. 50mΩ	Soldering condition : 260±5°C Duration of immersion : 10±1s
Rapid change of temperature	± (1.0%+0.05Ω)	Max. 50mΩ	Test temp. : -55°C to +125°C 100cycle
Damp heat, steady state	± (3.0%+0.1Ω)	Max. 100mΩ	40°C, 93%RH (Relative Humidity) Test time : 1,000h to 1,048h
Endurance at 70°C	± (3.0%+0.1Ω)	Max. 100mΩ	70°C Rated voltage (current) 1.5h : ON – 0.5h : OFF Test time : 1,000h to 1,048h
Endurance	± (3.0%+0.1Ω)	Max. 100mΩ	125°C Test time : 1,000h to 1,048h
Resistance to solvent	± (1.0%+0.05Ω)	Max. 50mΩ	23±5°C, Immersion cleaning, 5±0.5min Solvent : 2-propanol
Bend strength of the end face plating	± (1.0%+0.05Ω) Without mechanical damage such as breaks.	Max. 50mΩ	-

Compliance Standard(s) : IEC60115-8
JISC 5201-8

●Tape Dimensions

■ Embossed Tape

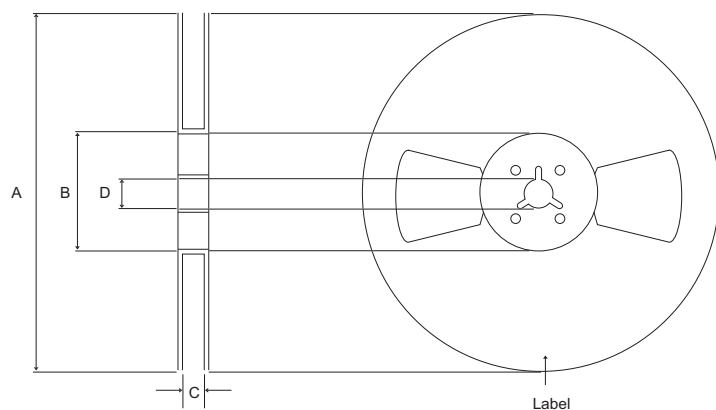


(Unit : mm)

Part No.	Type Code	W	F	E	A0	B0
SMR003	RX	4.00±0.05	1.80±0.02	0.90±0.05	0.185±0.03	0.335±0.03

Part No.	Type Code	D0	P0	P1	P2	T2
SMR003	RX	φ0.80±0.04	2.00±0.04	1.00±0.02	1.00±0.02	0.20±0.05

●Reel Dimensions



ACCORDING TO EIAJ ET-7200B (RRV)

(Unit : mm)

Part No.	Type Code	A	B	C	D
SMR003	RX	$\phi 178 \pm 1.0$	$\phi 60.0 \pm 1.0$	$5.0 \begin{smallmatrix} +1.0 \\ -0.6 \end{smallmatrix}$	$\phi 13.0 \pm 0.2$

Notes

- 1) The information contained herein is subject to change without notice.
- 2) Before you use our Products, please contact our sales representative and verify the latest specifications :
- 3) Although ROHM is continuously working to improve product reliability and quality, semiconductors can break down and malfunction due to various factors.
Therefore, in order to prevent personal injury or fire arising from failure, please take safety measures such as complying with the derating characteristics, implementing redundant and fire prevention designs, and utilizing backups and fail-safe procedures. ROHM shall have no responsibility for any damages arising out of the use of our Products beyond the rating specified by ROHM.
- 4) Examples of application circuits, circuit constants and any other information contained herein are provided only to illustrate the standard usage and operations of the Products. The peripheral conditions must be taken into account when designing circuits for mass production.
- 5) The technical information specified herein is intended only to show the typical functions of and examples of application circuits for the Products. ROHM does not grant you, explicitly or implicitly, any license to use or exercise intellectual property or other rights held by ROHM or any other parties. ROHM shall have no responsibility whatsoever for any dispute arising out of the use of such technical information.
- 6) The Products are intended for use in general electronic equipment (i.e. AV/OA devices, communication, consumer systems, gaming/entertainment sets) as well as the applications indicated in this document.
- 7) The Products specified in this document are not designed to be radiation tolerant.
- 8) For use of our Products in applications requiring a high degree of reliability (as exemplified below), please contact and consult with a ROHM representative : transportation equipment (i.e. cars, ships, trains), primary communication equipment, traffic lights, fire/crime prevention, safety equipment, medical systems, servers, solar cells, and power transmission systems.
- 9) Do not use our Products in applications requiring extremely high reliability, such as aerospace equipment, nuclear power control systems, and submarine repeaters.
- 10) ROHM shall have no responsibility for any damages or injury arising from non-compliance with the recommended usage conditions and specifications contained herein.
- 11) ROHM has used reasonable care to ensure the accuracy of the information contained in this document. However, ROHM does not warrant that such information is error-free, and ROHM shall have no responsibility for any damages arising from any inaccuracy or misprint of such information.
- 12) Please use the Products in accordance with any applicable environmental laws and regulations, such as the RoHS Directive. For more details, including RoHS compatibility, please contact a ROHM sales office. ROHM shall have no responsibility for any damages or losses resulting from non-compliance with any applicable laws or regulations.
- 13) When providing our Products and technologies contained in this document to other countries, you must abide by the procedures and provisions stipulated in all applicable export laws and regulations, including without limitation the US Export Administration Regulations and the Foreign Exchange and Foreign Trade Act.
- 14) This document, in part or in whole, may not be reprinted or reproduced without prior consent of ROHM.



Thank you for your accessing to ROHM product informations.
More detail product informations and catalogs are available, please contact us.

ROHM Customer Support System

<http://www.rohm.com/contact/>

SMR003RXF - Web Page

Part Number	SMR003RXF
Package	
Unit Quantity	40000
Minimum Package Quantity	40000
Packing Type	Taping
Constitution Materials List	inquiry
RoHS	Yes