

MPSR Series Ruggedized Magnetic Proximity Sensors

NEW

Features/Benefits

- Long life—2M operations
- Sealed contacts
- Quality construction
- Quick and easy installation
- IP69 rating
- Form C SPDT contacts

Typical Applications

- Automotive sensors and indicators
- Industrial sensors
- Factory automation equipment
- Server / storage
- Security, alarms for windows



Specifications

CONTACT RATINGS: 30 VDC 3W (0.2A maximum)
RESISTIVE

CONTACT RESISTANCE: 300 m Ω max. initial.

DIELECTRIC STRENGTH: 150V DC min.

ELECTRICAL CIRCUIT: SPDT NO/NC (Contact Form C). Reed switch normally open contact opens when magnet is removed from proximity. Normally open contact contacts are held closed when magnet is within actuation range.

OPERATING TEMPERATURE: -40°F to 176°F (-40°C to 80°C).

OPERATING DISTANCE/ALIGNMENT: Operate (pull-in or make) points are nominal values with ± 10% tolerance. Release points are 110% to 150% of the operating points.

MECHANICAL & ELECTRICAL LIFE: 2 million operations.

PACKAGING: Bulk packaging, 1 switch and magnet pairs per package.

Materials

HOUSING/SPACER/COVER: Aluminum, black.

REED SWITCH: Rhodium coated reed contacts in hermetically sealed, nitrogen filled glass capsule. Used in closed loop circuits.

WIRE LEADS: UL 1061/ UL1007 / UL2468

All are 22 AWG wire: stranded, made of copper or aluminum; Length: 2 meters with ends stripped; Jacket: Stainless steel.

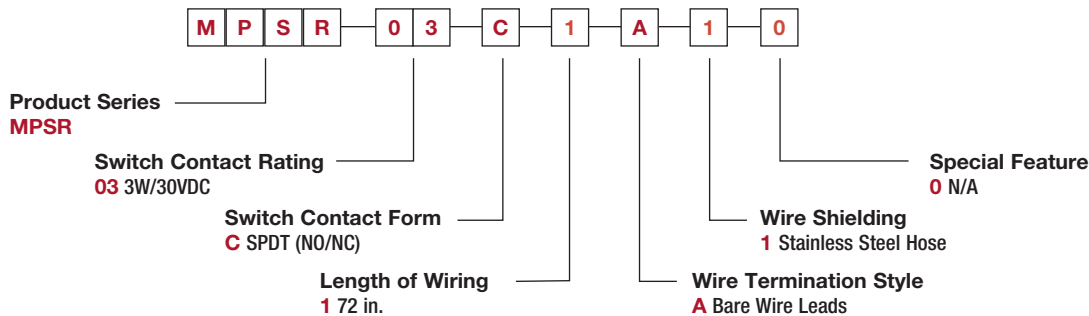
POTTING (around wires): Epoxy.

MAGNETS: NdFeB

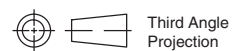
NOTE: Specifications and materials listed above are for switches with standard options. For information on specific and custom switches, consult Customer Service Center.

How To Order

Our easy build-a-switch concept allows you to mix and match options to create the switch you need. To order, select desired option from each category and place it in the appropriate box.



* Please consult factory to see if your custom application requirements can be accommodated by a tailored solution



Dimensions are shown: mm

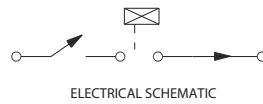
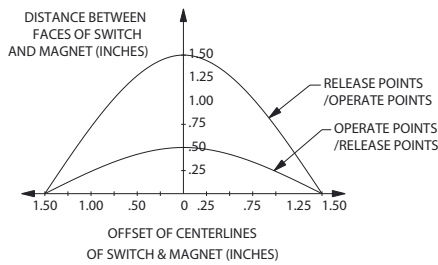
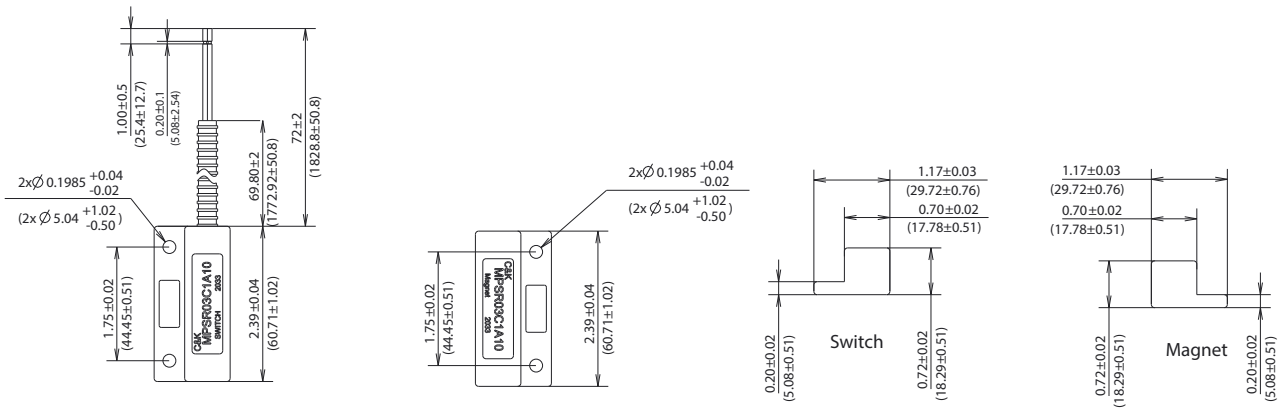
Specifications and dimensions subject to change



NEW

MPSR Series Ruggedized Magnetic Proximity Sensors

Dimensions unit: inch (mm)



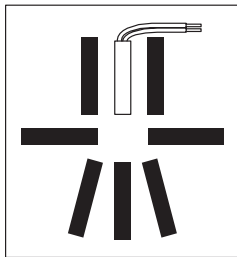
Actuating Positions

When installing recessed and surface mount contacts, magnet position is very important. The switch and magnet must always be parallel or end to end, and never in a 'T' configuration.

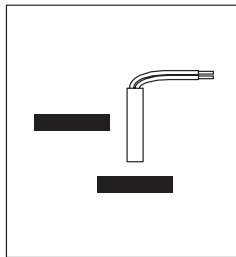
Gap Distance

Gap distance is a combination of the horizontal and vertical plane separation of the switch and magnet. Example: if a recessed magnet is 1/4" off the centerline of the switch, the make gap is reduced by 1/4"

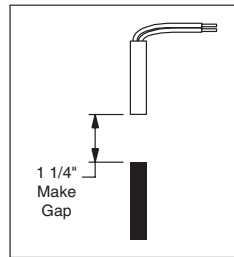
Correct Configuration



Incorrect Configuration



Center Alignment



Off Center Alignment

