

Features

- Universal Input 100~240VAC 50/60Hz
- IEC/EN/ANSI/AAMI ES 60601-1 (ED 3.1)
- EMC: IEC60601-1-2:2014(ED 4.0)
- Safety Approvals: cULus / UKCA / CB / PSE / FCC / CE / TUV / RoHS / REACH
- Means of Protection: 2 X MOPP
- Touch Current: < 100µA
- Single Output to 36W
- Regulated Output with Low Ripple Noise
- Safety Agency Requirements and EMI/EMS Certified
- Meets DoE Level VI, Energy Star, ErP Stage 2
- No Load Power Consumption Less Than 0.075W
- IEC C14 Connector
- Dimensions: L 100 x W 50 x H 33 (mm)
- Weight: 210g



The purpose of the document is to specify a Single-phase AC input, single output switching power supply. This specification is for: Desktop Power Supplies 25W~36W Series. This product is suitable for use in medical applications. This Specification defines the input, output, performance characteristics, environment, noise and safety requirements.

Models

Model Number	Output Voltage	Output Current	Output Power
44ATM036T-P050	5V DC	5A	25W
44ATM036T-P090	9V DC	4A	36W
44ATM036T-P120	12V DC	3A	36W
44ATM036T-P180	18V DC	2A	36W
44ATM036T-P240	24V DC	1.5A	36W

General Specification

Type	Switched Mode Power Supply
Input Connector	IEC 320-C14
Output Connection	2.5x5.5x11.0mm +ve inner/centre
Number of Outputs	1
Energy Efficiency Level	VI
Mounting Style	Desktop
MTBF	300,000 hours calculated at 25°C, by Telcoria SR-332
Power Indicator	LED Indicator for power on
Cable Length	1500mm(±30mm)
Cable Type	16AWG/18AWG/20AWG (Depending on model)
Medical Approved	Yes

Mechanical Specifications

Housing Material	Fully Enclosed Plastic Case
Overall Dimensions	100mm x 50mm x 33mm
Overall Length	100mm
Overall Depth	50mm
Overall Width	33mm
Weight	210g

Input Specifications

Rated Input Voltage	100~240Vac (±10%)
Rated Frequency	50/60Hz
Efficiency Level VI	Level VI / Efficiency (EU) 2019/1782
Input Current	1.0A-0.45A
Inrush Current	70A Max. / 230Vac (Cold Start At 25°C, Full Load)
Touch Current	Less than 100µA
Input Protection	Internal Primary Current Fuse

Output Specifications

Output Regulation	±5%
Ripple & Noise (max.)	2% Vp-p Max. for Output Voltage @ Full Load
Voltage Tolerance	±5%
Load Regulation	±5%
No Load Power Consumption	<0.075W
Hold-up Time	10mS @ Full Load
Transient Response	0.5mS for 50% Load Change(Typical)
Number of Outputs	1
Insulation Class	I
Dielectric Strength	Primary to Secondary 4,000Vac for 1 Minutes
Isolation Resistance	10MΩ for 500Vdc
Over Circuit Protection	Auto-recovery
Over Voltage Protection	V out * 200% MAX., latch off
Over Current Protection	I out * 200% MAX., auto-recovery

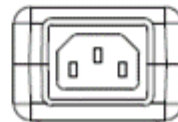
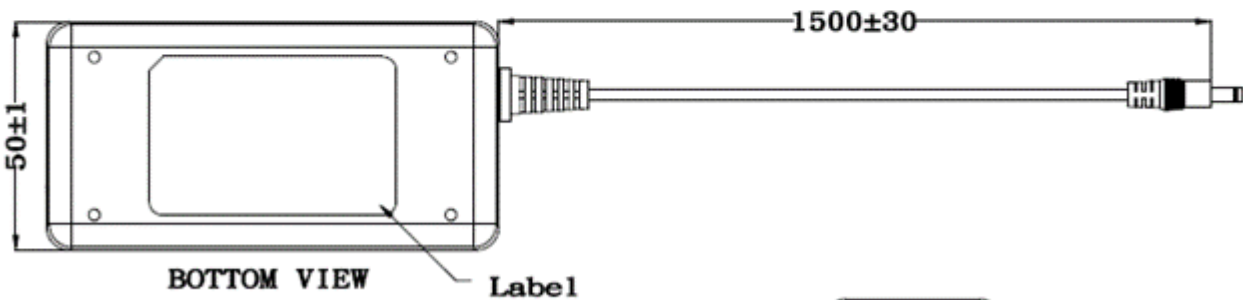
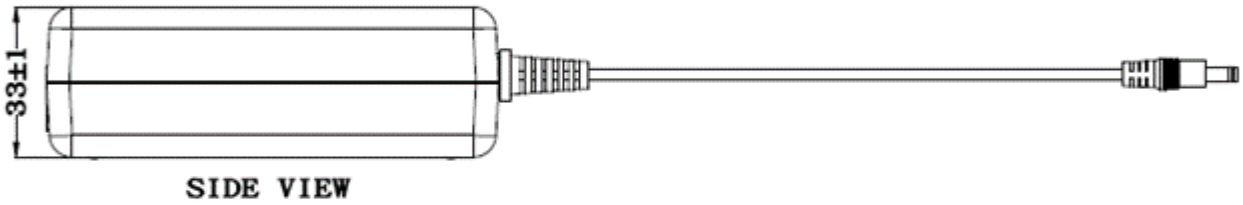
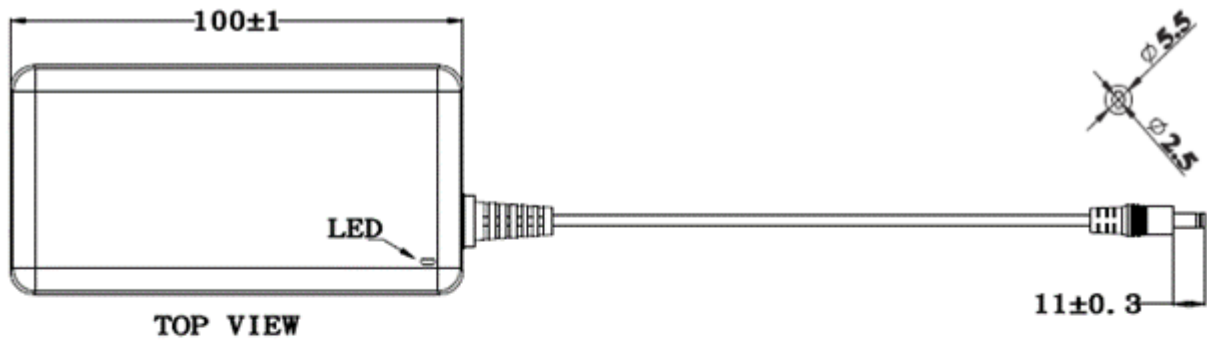
Protection Category

Means of Protection	2 X MOPP
----------------------------	----------

Approvals

Compliance/Certifications	CB / cULus/ FCC / CE / UKCA / T-mark / TUV / PSE
Safety Standard	IEC/EN/ANSI/AAMI ES 60601-1
EMC Emission:	Directive 93/42/EEC (EN 60601-1-2)

Mechanical Drawing



200%

100%

iP IDEALPOWER
Medical Power Supply
 Model: ATM036T-P050
 INPUT: 100-240V~50-60Hz 1A-0.45A
 OUTPUT: 5.0V = 5.0A 25.0W
 CAUTION: Risk of electric Shock, dry location use only. Indoor use only.
 JET
 IP: 100-240V AC 50-60Hz 1A MAX. O/P: 5.0V DC 5.0A
 S/N: XXYY ZZZZZZ
 http://www.adaptertech.com.tw
 MADE IN CHINA ID NO. X XXX

iP IDEALPOWER
Medical Power Supply
 Model: ATM036T-P050
 INPUT: 100-240V~50-60Hz 1A-0.45A
 OUTPUT: 5.0V = 5.0A 25.0W
 CAUTION: Risk of electric Shock, dry location use only. Indoor use only.
 JET
 IP: 100-240V AC 50-60Hz 1A MAX. O/P: 5.0V DC 5.0A
 S/N: XXYY ZZZZZZ
 http://www.adaptertech.com.tw
 MADE IN CHINA ID NO. X XXX

AC - DC