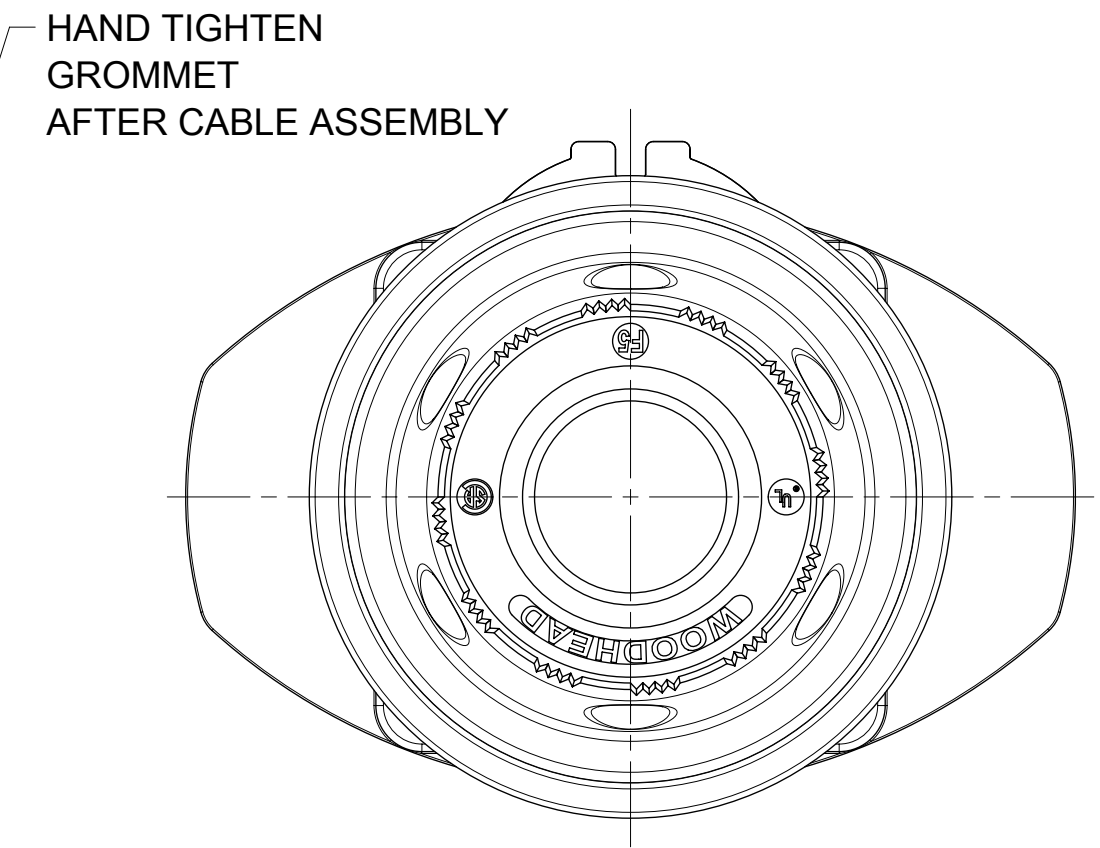
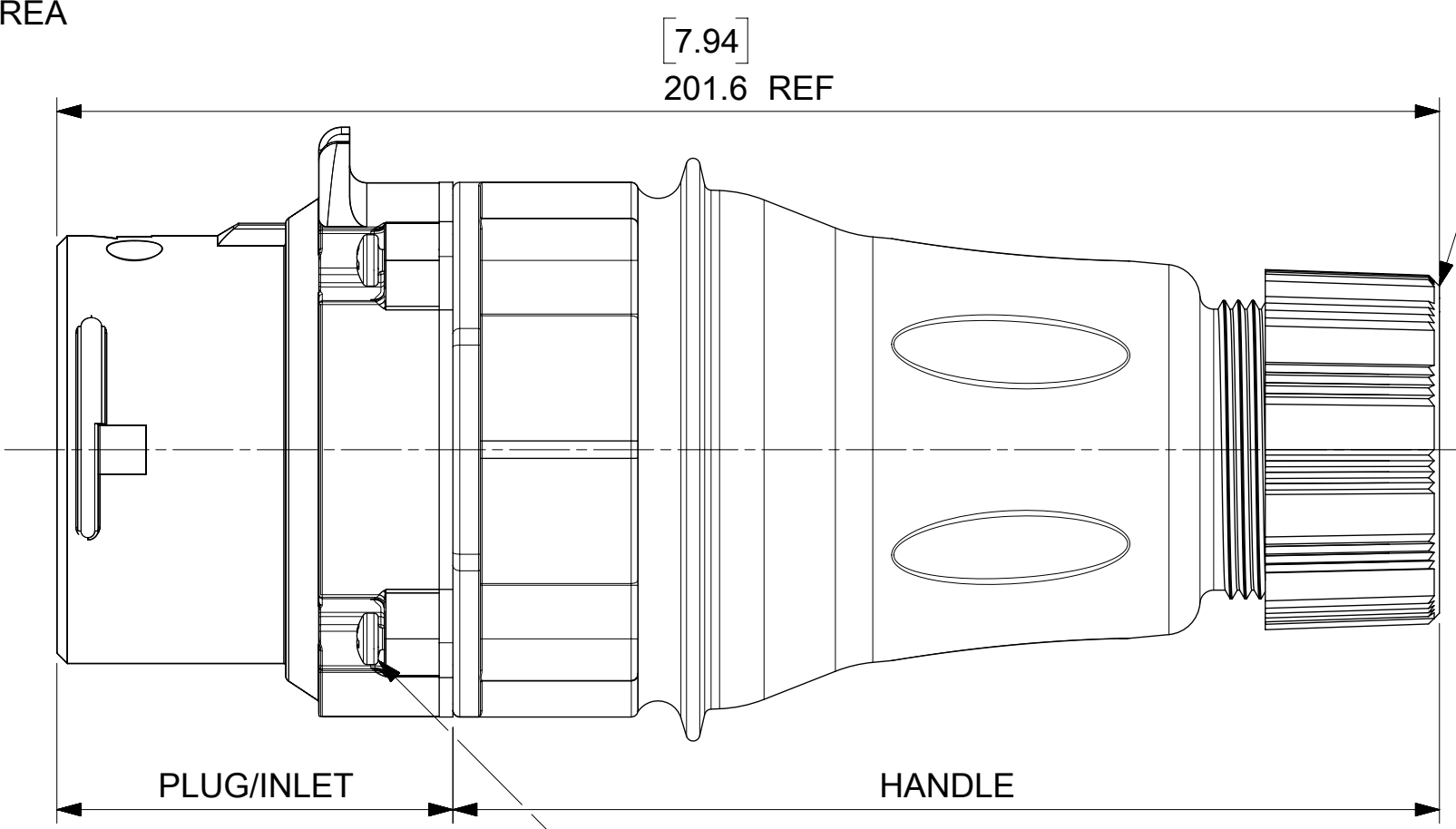
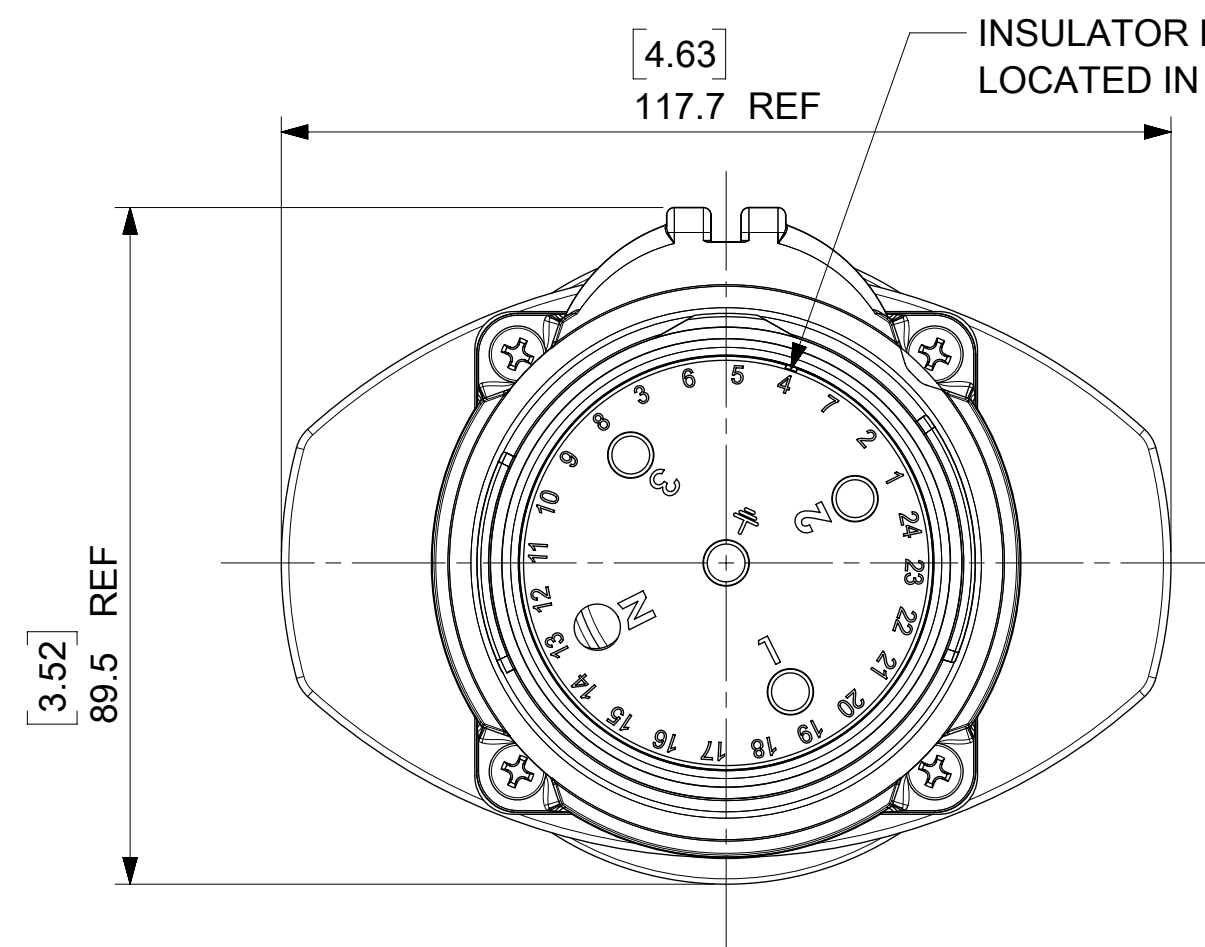
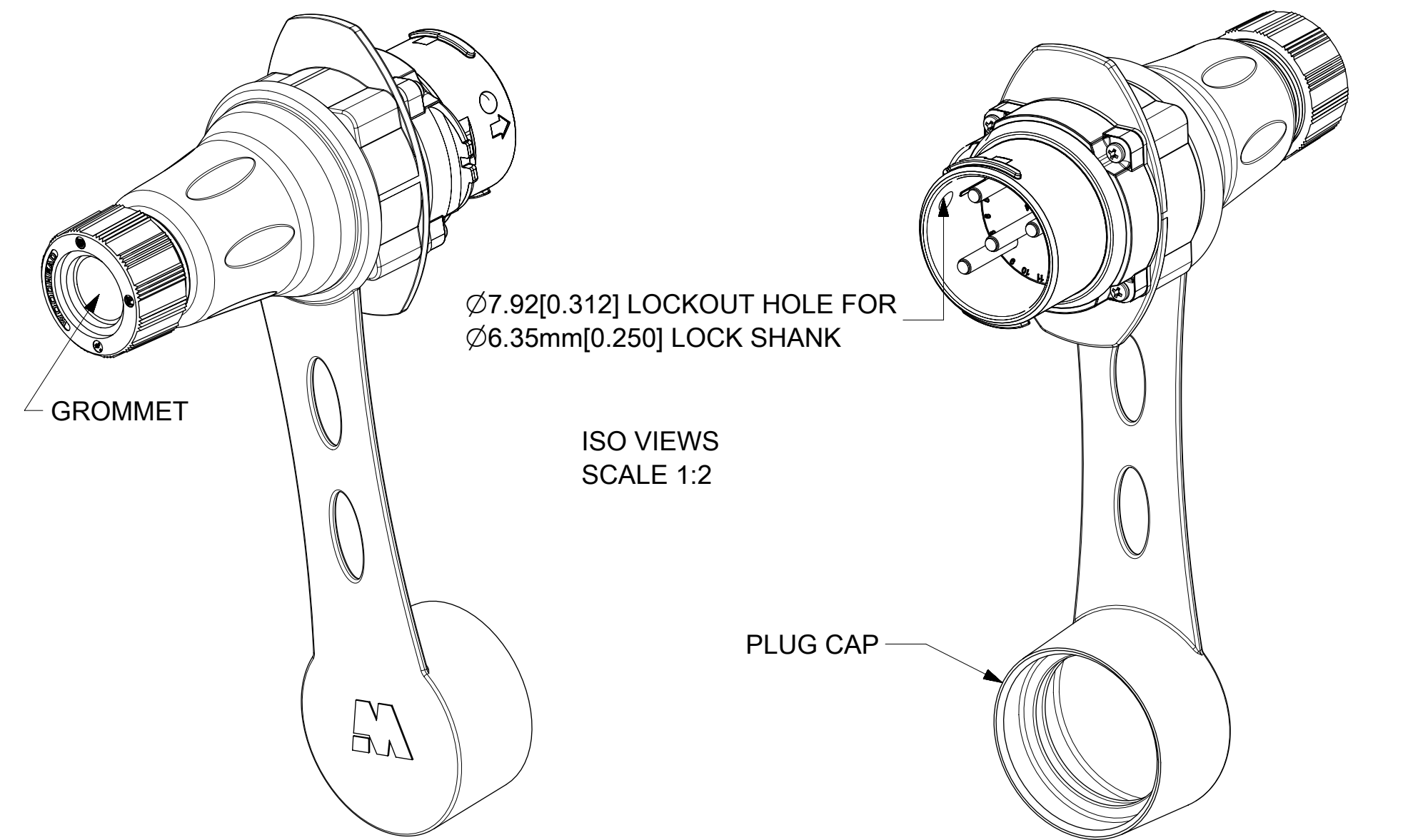


MATERIAL NUMBER	ENGINEERING NUMBER	DESCRIPTION	INSULATOR KEYING POSITION	HORSEPOWER RATING
1122171015	ARC60MHDA01	ARC 60A MHD 125VAC 1P+N+G	7	2 HP
1122171016	ARC60MHDB02	ARC 60A MHD 250VAC 2P+G		3 HP
1122171017	ARC60MHDB03	ARC 60A MHD 250VAC 3P+G		7.5 HP
1122171018	ARC60MHDAB04	ARC 60A MHD 125/250VAC 2P+N+G	16	NA
1122171019	ARC60MHDC02	ARC 60A MHD 208VAC 2P+G		NA
1122171020	ARC60MHDC03	ARC 60A MHD 208VAC 3P+G		7.5 HP
1122171021	ARC60MHDC05	ARC 60A MHD 120/208VAC 3P+N+G	4	NA
1122171022	ARC60MHDD01	ARC 60A MHD 277VAC 1P+N+G		NA
1122171023	ARC60MHDE02	ARC 60A MHD 480VAC 2P+G		NA
1122171024	ARC60MHDE03	ARC 60A MHD 480VAC 3P+G	14	20 HP
1122171025	ARC60MHDE05	ARC 60A MHD 277/480VAC 3P+N+G		NA
1122171026	ARC60MHDF02	ARC 60A MHD 600VAC 2P+G		NA
1122171027	ARC60MHDF03	ARC 60A MHD 600VAC 3P+G	14	20 HP
1122171028	ARC60MHDGF05	ARC 60A MHD 347/600VAC 3P+N+G		NA



**NOTES:**  
**MATERIALS:**  
 HANDLE, HOUSINGS AND INSULATORS: GLASS FILLED PBT  
 CONTACTS: COPPER ALLOY WITH A SILVER NICKEL TIP, SILVER PLATED  
 MOUNTING GASKETS: SILICONE  
 GROMMET - RUBBER  
 FRICTION RING - NATURAL POLYETHYLENE  
 COMPRESSION NUT - BLACK PBT  
 SELF TAPPING SCREWS - STAINLESS STEEL  
 PLUG CAP - RUBBER

**RATINGS:**  
 CURRENT: 60 AMPS  
 VOLTAGE AND HORSEPOWER: SEE TABLE  
 AMBIENT OPERATING TEMPERATURE: -25°C (-13°F) TO 60°C (140°F)  
 (WITH MAX. 30°C RISE ABOVE AMBIENT)  
 ENVIRONMENTAL: NEMA TYPE 4X & IP69K  
 WIRING CAPACITY: 10 AWG MIN. TO 4 AWG MAX.  
 TORQUE TERMINAL SCREWS TO 1.7 Nm (15 in-lbs)  
 AGENCY: UL LISTING PENDING  
 SWITCH RATED RECEPTACLE/CONNECTOR  
 BRANCH CIRCUIT DISCONNECT SWITCH  
 MOTOR CIRCUIT DISCONNECT SWITCH IF HP RATED

PLUG/INLET AND HANDLE ARE PACKAGED SEPARATELY.  
 END USER ASSEMBLY REQUIRED PER INSTRUCTIONS INCLUDED.

TORQUE MOUNTING SCREWS (4x)  
 1.9 TO 2.1 Nm (17 TO 19 IN-LBS)

GROMMET P/N	GROMMET COLOR	CABLE DIAMETER RANGE
1301800308	ORANGE	19.05mm-22.25mm(.750"-.875")
1301800309	YELLOW	22.23mm-25.40mm(.875"-1.000")
1301800310	BLACK	25.40mm-28.57mm(1.000"-1.125")

THIS DRAWING CONTAINS INFORMATION THAT IS PROPRIETARY TO MOLEX ELECTRONIC TECHNOLOGIES, LLC AND SHOULD NOT BE USED WITHOUT WRITTEN PERMISSION

DIMENSION UNITS	SCALE	CURRENT REV DESC: GENERAL MARKET RELEASE	
MM/INCH	1:1		
GENERAL TOLERANCES (UNLESS SPECIFIED)			
	MM	INCH	
4 PLACES	±	±	
3 PLACES	±	± 0.01	
2 PLACES	± 0.25	± 0.02	
1 PLACE	± 0.5	± 0.04	
0 PLACES	± 1.0	±	
ANGULAR TOL	± 3.0 °		
DRAFT WHERE APPLICABLE MUST REMAIN WITHIN DIMENSIONS		THIRD ANGLE PROJECTION	DRAWING SERIES
		C-SIZE	112217

EC NO: 674097	2021/08/17		
DRWN: MJANTELEZIO	2021/08/17		
CHK'D: WLEUNG	2021/08/17		
APPR: WLEUNG	2021/08/17	PRODUCT CUSTOMER DRAWING	
INITIAL REVISION:		DOCUMENT NUMBER	DOC TYPE   DOC PART   REVISION
DRWN: VBSATHKARP	2018/08/20	1122171024	PSD   000   A2
APPR: JFMURPHY	2020/11/17	MATERIAL NUMBER	CUSTOMER
		SEE TABLE	GENERAL MARKET
			SHEET NUMBER
			1 OF 1