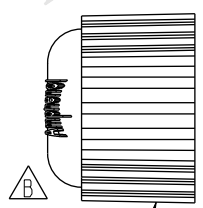

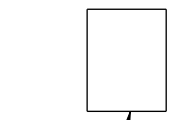


THIS DOCUMENT IS SUBJECT TO CHANGE WITHOUT NOTICE. IT IS CONFIDENTIAL AND A PROPERTY OF AMPHENOL LTW. DISCLOSURE TO THIRD PARTY HAS TO BE AUTHORIZED BY AMPHENOL LTW.

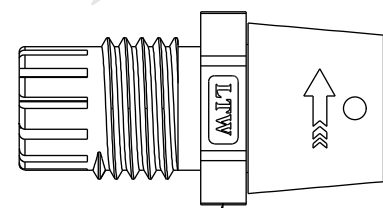
REV.	ECN NO.	DATE	SIGN	DESCRIPTION
A	Initial Release	2012/10/25	Ruru	PLD-03BFMA-QL7001 To PLD-03BFMA-QL7001
B	LEN1510151	2015/01/08	Vicky	Update Logo & Tolerance



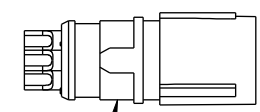
Sealing Nut (5)



Seal (4)



Clamp Ring Ass'y (3)

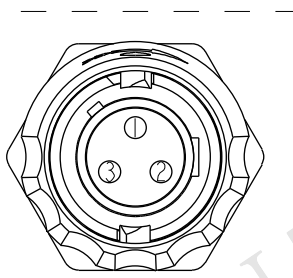


Housing (1)

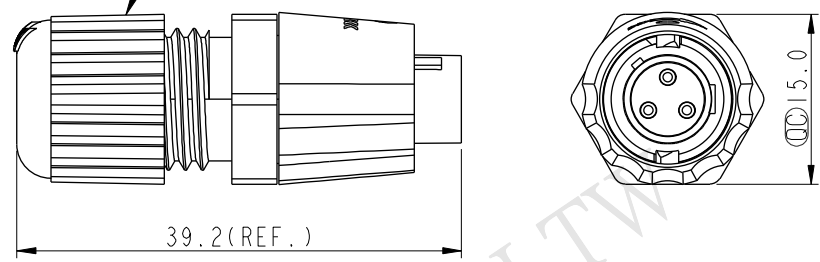


O-ring (2)

Recommended Torque: 1.5Kgf-cm Min.



Pin Assignments Front View



Note:

- * \varnothing Important Dimension To Check.
- * Waterproof Rate: IP67.
- * Housing: Nylon, UL 94V-0, Black.
- * Male Pin: Copper Alloy, Gold Plated.
- * Nut: Nylon+25%GF, UL 94V-0, Black.
- * Clamp Ring: Nylon+GF, UL 94V-2, Black.
- * Sealing Nut: Nylon+GF, UL 94V-2, Black.
- * Rubber Parts: Silicone, UL 94V-0, Gray.
- * Seal for Cable OD: \varnothing 4.5mm- \varnothing 6.5mm.
- * Operating Voltage Max: AC 300 V Rms.
- * Operating Current Max: 5A.
- * One Set Unassembled In One Bag.

UNIT:mm		
TOLERANCE	± 0.5 mm	

TITLE ASSY,PUSH LOCK,3PIN F CONN M PIN			
SCALE 3:2	SIZE A4	SHEET 1 OF 1	
REV. B	WC-REV. A.2	\varnothing : Inspection item	

Amphenol LTW
安費諾亮泰企業股份有限公司

ITEM NO PLD-03BFMA-QL7001	DRAWN BY Vicky	DATE 2015-01-08
DWG NO PLD-03BFMA-QL7001	CHECKED BY Sam	DATE 2015-01-08
CUSTOMER ALTW	APPROVED BY Rita	DATE 2015-01-08