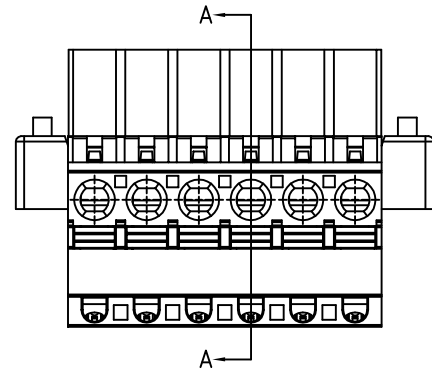
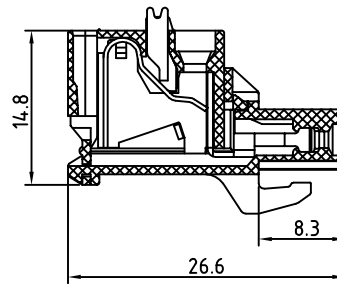
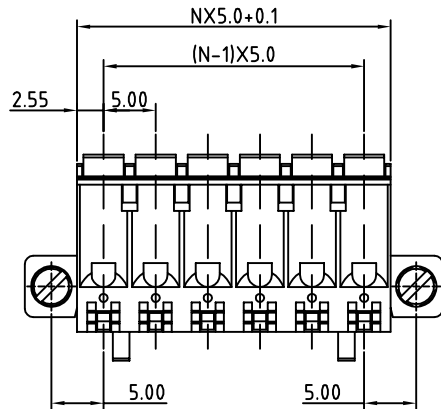


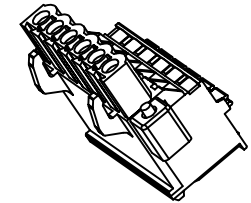
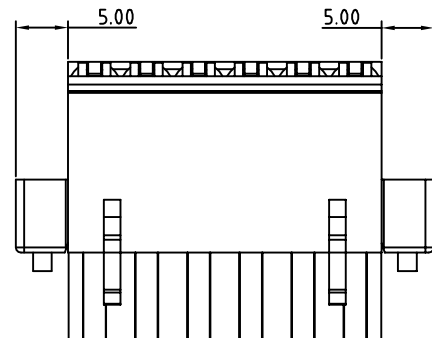
SIGN	DATE	DESCRIPTION	APPROVER
		<i>THIS IS CAD DRAWING, DO NOT REVISE MANUALLY!!!</i>	



N=Number of poles



SECTION A-A



Material

- Terminal body(Contact pin) : PhBz,tin plated
- Wire guard : Stainless steel
- Flange screw : Steel Zinc plating M 2.5
- Insulator (housing): Thermoplastic (UL94V-0)

Electrical

- Voltage rating: 300V
- Current rating: 10A
- Solid wire(AWG): 12-26
- Stranded wire(AWG): 12-26
- Wire strip length: 6-7mm
- Withstanding Voltage: 1.6KV
- Operating temperature: -30°C to +105°C

RoHS Compliant

PART NUMBER:

OSTH4XX705D

- | | | |
|--------------|---|------------------|
| No. of Poles | 0 | Black |
| 02: 2 Poles | 5 | Green (Standard) |
| 03: 3 Poles | 6 | Blue |
| ... | 8 | Grey |
| 24: 24 Poles | | |



THESE DRAWINGS AND SPECIFICATIONS ARE THE PROPERTY OF ON-SHORE TECHNOLOGY, INC. AND SHALL NOT BE REPRODUCED, COPIED OR USED IN ANY MANNER WITHOUT THE PRIOR WRITTEN CONSENT OF ON-SHORE TECHNOLOGY, INC.

TITLE		OSTH4 5.0mm series hook on back side with flange 2p-24p				
PART NO.	OSTH4XX705D	DWG NO.		OSTH4XX705D.DWG		
APPROVED	CHECKED	DESIGNED	DRAWN	CUST NO.	Tolerance	
Shi Jun 2006.11.16	Shi Jun 2006.11.16	Aaron 2006.09.02	Aaron 2006.09.02		UNIT: mm	X. ±0.50
					SCALE: NONE	X.X ±0.30
				SHEET: 01/01	REV: B	X.XX ±0.10
						X* ±1*