

# 40x40x56 mm

San Ace 40 9CRE type  



## General Specifications

- Material ..... Frame: Aluminum, Impeller: Plastic (Flammability: UL 94V-0)
- Expected life ..... See the table below. (L10 life: 90% survival rate for continuous operation in free air at 60°C, rated voltage)
- Motor protection function ..... Locked rotor burnout protection, Reverse polarity protection  
For details, please refer to p. 547.
- Dielectric strength ..... 50/60 Hz, 500 VAC, for 1 minute (between lead wire conductors and frame)
- Insulation resistance ..... 10 MΩ or more with a 500 VDC megger (between lead wire conductors and frame)
- Sound pressure level (SPL) ..... At 1 m away from the air inlet
- Storage temperature ..... -30 to +70°C (Non-condensing)
- Lead wire ..... Inlet ⊕Red ⊖Black (Sensor) Yellow (Control) Brown  
Outlet ⊕Orange ⊖Gray (Sensor) Purple (Control) White
- Mass ..... 110 g

## Specifications

The models listed below **have pulse sensors with PWM control function.**

Model no.	Rated voltage [V]	Operating voltage range [V]	PWM duty cycle* [%]	Rated current [A]	Rated input [W]	Rated speed [min <sup>-1</sup> ]		Max. airflow [m <sup>3</sup> /min] [CFM]		Max. static pressure [Pa] [inchH <sub>2</sub> O]		SPL [dB (A)]	Operating temperature [°C]	Expected life [h]
						Inlet	Outlet	0.9	31.8	570.0	2.29			
9CRE0412P5J03	12	10.8 to 13.2	100	1.4	16.8	15800	12200	0.9	31.8	570.0	2.29	62	-20 to +70	40000/60°C
			0	0.1	1.2	2850	2250	0.12	4.2	13.7	0.055	20.5		

\* PWM frequency: 25 kHz

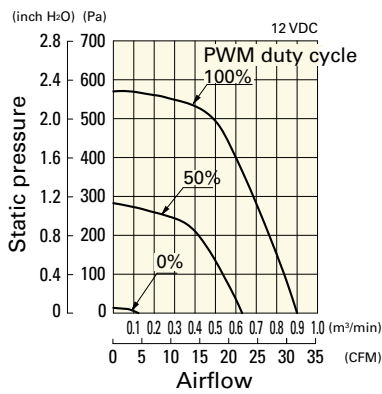
The following sensor and control options are available for selection.

Available for all models. **Without sensor**

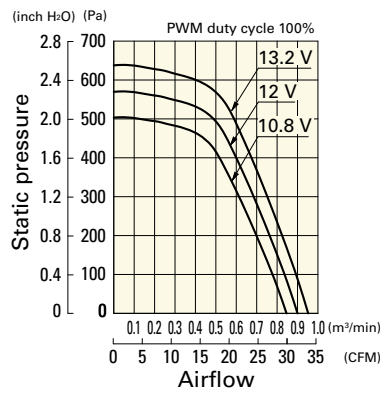
## Airflow - Static Pressure Characteristics / PWM Duty - Speed Characteristics Example

**9CRE0412P5J03** With pulse sensor with PWM control function

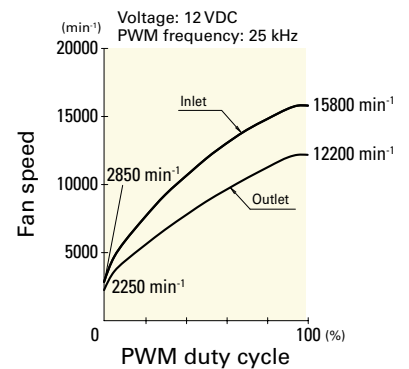
PWM duty cycle



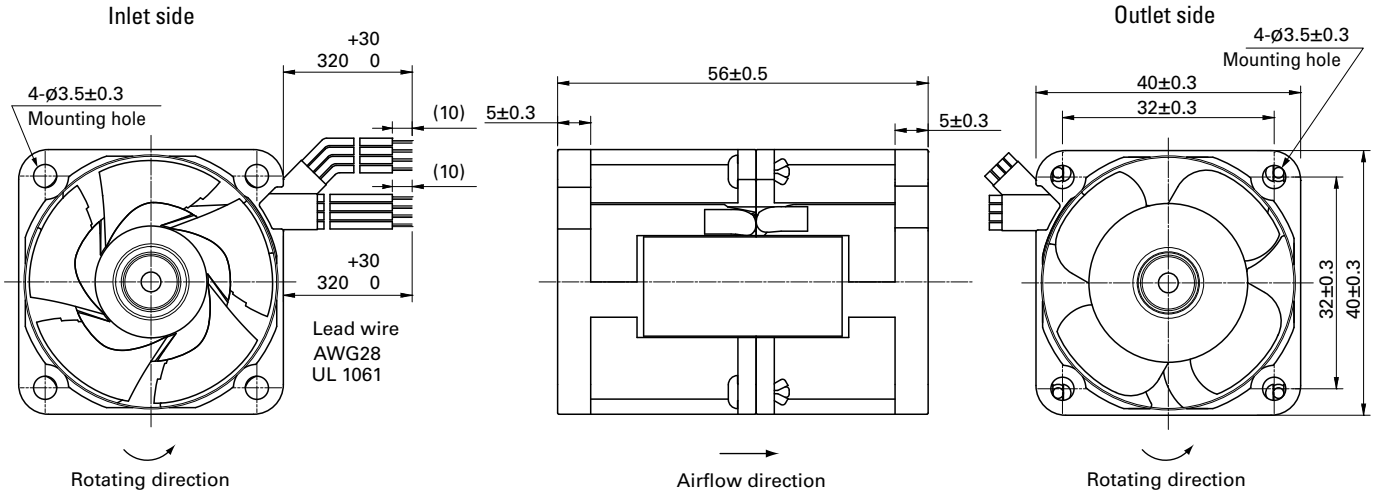
Operating voltage range



PWM duty - Speed characteristics example

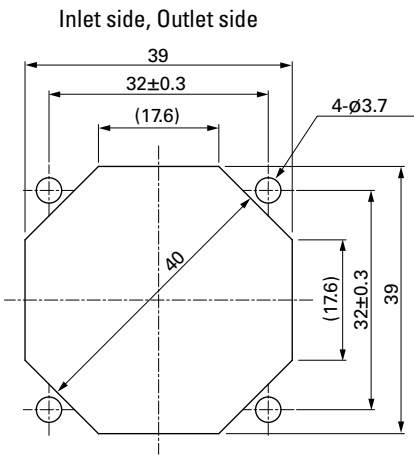


**Dimensions (unit: mm)**



**DC**  
Counter Rotating Fan 40 mm sq.

**Reference Dimensions of Mounting Holes and Vent Opening (unit: mm)**



**Options**

Finger guards

page: p. 532

Model no.: 109-059, 109-059H