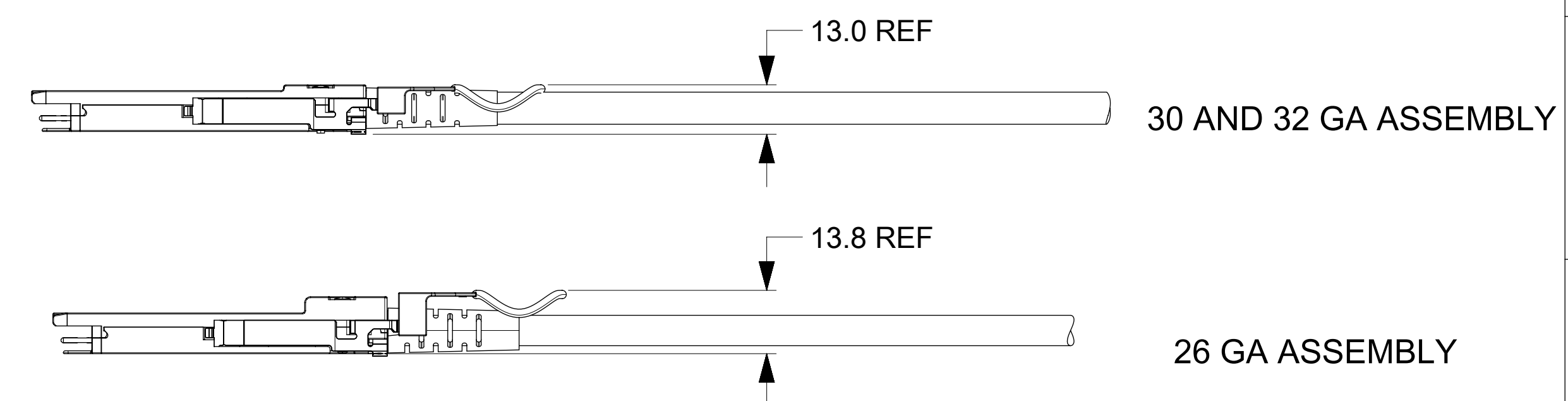
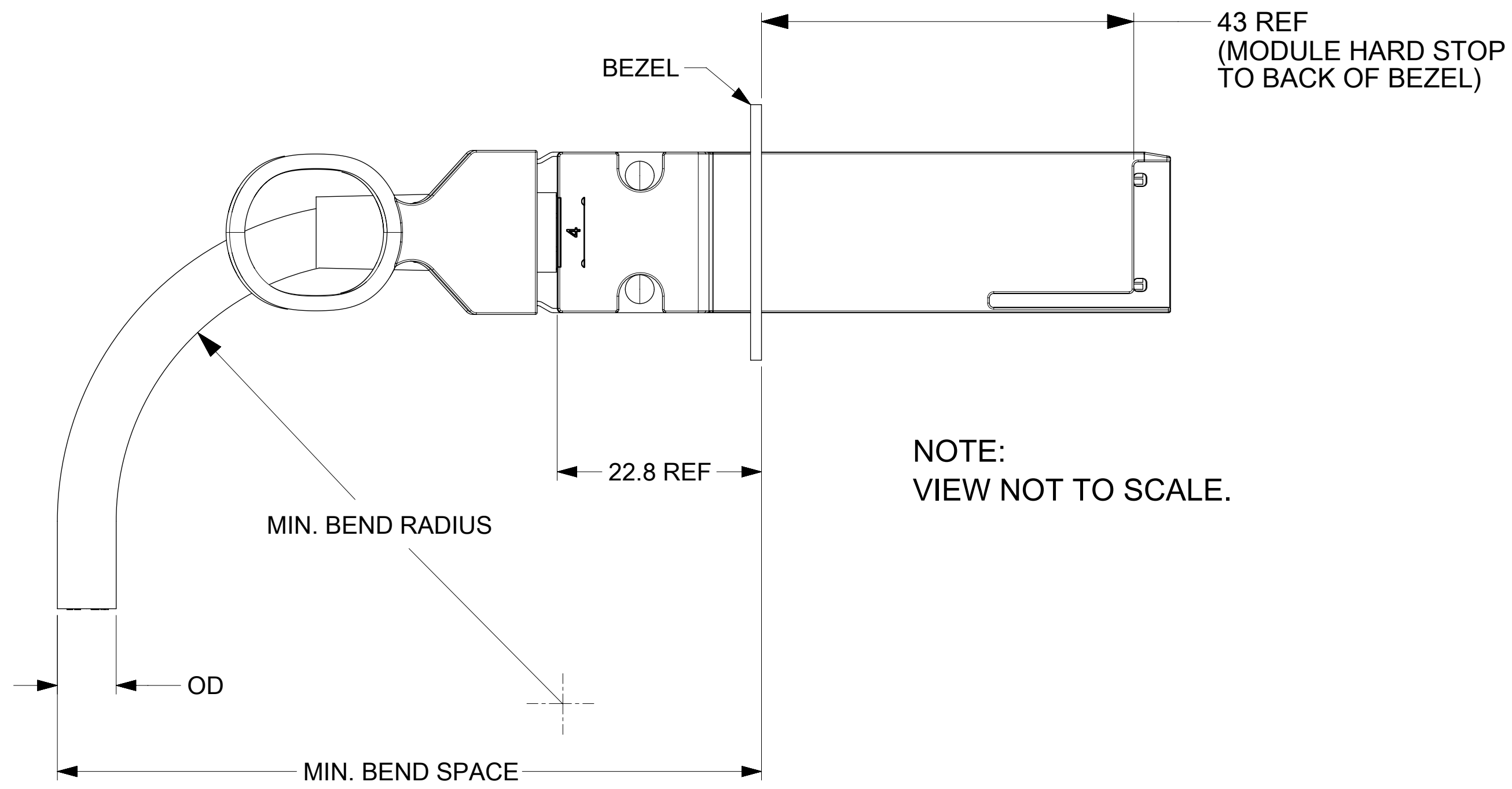


- NOTES:
1. CABLE LENGTH DEPENDS ON WIRE GAUGE, DATA RATE, AND HOST BOARD DRIVER CAPABILITIES
  2. MATERIALS:
    - BACKSHELLS - ZINC DIE CAST WITH BRIGHT NICKEL PLATING
    - DELATCH - STAINLESS STEEL WITH OVERMOLDED NYLON
    - PCB - HALOGEN FREE
    - RIVETS - STAINLESS STEEL
  3. IMPEDANCE - 100 OHMS DIFFERENTIAL
  4. CABLE ASSEMBLY IS UL RECOGNIZED
  5. RoHS COMPLIANT, NO EXEMPTIONS
  6. ACETATE CLOTH TAPE TO BE PLACED 3 MM REF FROM BACKSHELL CABLE EXIT AREA



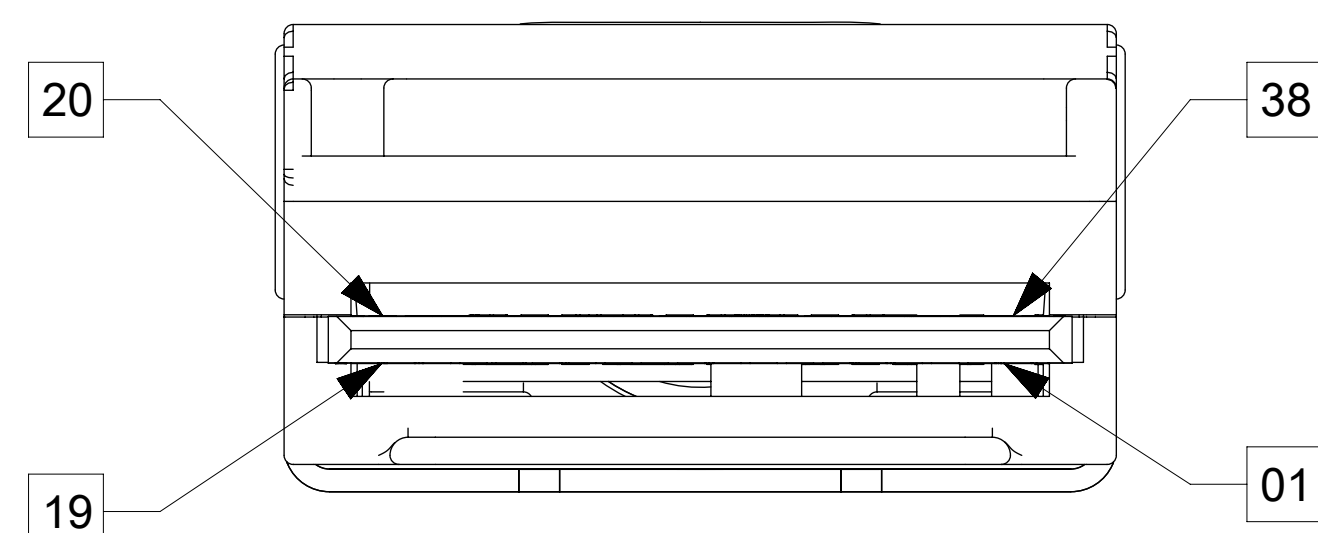
FUNCTIONAL SYMBOLS FA = 0 FC = 0 FP = 0	THIS DRAWING CONTAINS INFORMATION THAT IS PROPRIETARY TO MOLEX ELECTRONIC TECHNOLOGIES, LLC AND SHOULD NOT BE USED WITHOUT WRITTEN PERMISSION		CURRENT REV DESC: SHEET 3 : ADDED NEW PN 1002973451 IN PN TABLE		
	DIMENSION UNITS mm	SCALE 1.5:1			
DIVISIONAL SYMBOLS	GENERAL TOLERANCES (UNLESS SPECIFIED)		EC NO: 712440		ZQSFP+ TO ZQSFP+ QSFP28 PASSIVE CABLE ASSEMBLY
	ANGULAR TOL ± 1.0°		DRWN: CHETAB3 2022/06/01		
	4 PLACES ±		CHK'D: VITTAD 2022/06/29		PRODUCT CUSTOMER DRAWING
	3 PLACES ±		APPR: SCHANNARAYAN 2022/06/30		
	2 PLACES ± 0.13		INITIAL REVISION: DRWN: KNAGANNA 2016/09/12		
1 PLACE ± 0.25		APPR: ARAYBURN 2016/09/22		DOCUMENT NUMBER <b>1002970001</b>	
0 PLACES ±		DRAFT WHERE APPLICABLE MUST REMAIN WITHIN DIMENSIONS		THIRD ANGLE PROJECTION	DOC TYPE PSD
		DRAWING <b>D-SIZE</b>		SERIES <b>100297</b>	DOC PART 000
		MATERIAL NUMBER SEE P/N TABLE		CUSTOMER GENERAL MARKET	REVISION <b>U</b>
					SHEET NUMBER <b>1 OF 3</b>

### CABLE BEND RADIUS



CABLE AWG	OD (mm)	MIN BEND RADIUS (mm)	MIN BEND SPACE (mm)
26	9.53	48	80
30	6.35	32	61
32	4.95	25	53

### PINOUT



SCALE 6:1

LOW SPEED SIGNALS P1 & P2	
PAD	SIGNAL
08	ModSelL
09	ResetL
10	VccRx
11	SCL
12	SDA
27	ModPrsL
28	IntL
29	VccTx
30	Vcc1
31	LPMODE

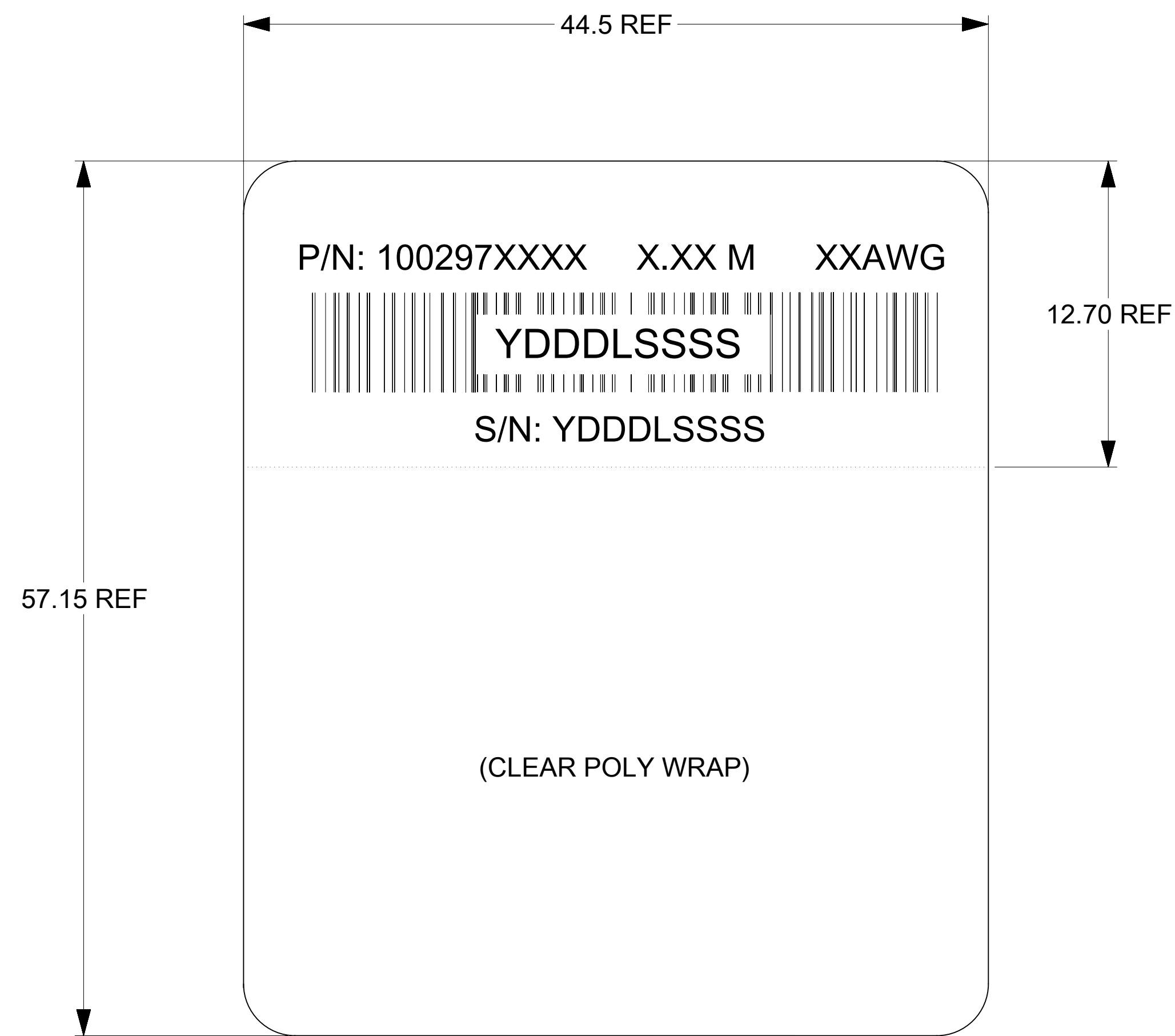
### WIRING DIAGRAM

P1 END		P2 END	
PAD	SIGNAL	PAD	SIGNAL
01	GND (TX)	20	GND (RX)
02	TX2n	21	RX2n
03	TX2p	22	RX2p
04	GND (TX)	23	GND (RX)
05	TX4n	24	RX4n
06	TX4p	25	RX4p
07	GND (TX)	26	GND (RX)
13	GND (RX)	32	GND (TX)
14	RX3p	33	TX3p
15	RX3n	34	TX3n
16	GND (RX)	35	GND (TX)
17	RX1p	36	TX1p
18	RX1n	37	TX1n
19	GND (RX)	38	GND (TX)
20	GND (RX)	01	GND (TX)
21	RX2n	02	TX2n
22	RX2p	03	TX2p
23	GND (RX)	04	GND (TX)
24	RX4n	05	TX4n
25	RX4p	06	TX4p
26	GND (RX)	07	GND (TX)
32	GND (TX)	13	GND (RX)
33	TX3p	14	RX3p
34	TX3n	15	RX3n
35	GND (TX)	16	GND (RX)
36	TX1p	17	RX1p
37	TX1n	18	RX1n
38	GND (TX)	19	GND (RX)

- NOTES:
- DC BLOCKING CAPS ON RECEIVE SIDE ONLY
  - CABLE COILED AND PACKAGED IN BEST FIT ESD BAG AND SEALED WITH ESD LABEL FOR SHIPPING

FUNCTIONAL SYMBOLS FA = 0 FC = 0 FP = 0	THIS DRAWING CONTAINS INFORMATION THAT IS PROPRIETARY TO MOLEX ELECTRONIC TECHNOLOGIES, LLC AND SHOULD NOT BE USED WITHOUT WRITTEN PERMISSION	CURRENT REV DESC: SHEET 3 : ADDED NEW PN 1002973451 IN PN TABLE			
	DIMENSION UNITS: mm SCALE: 1.5:1	GENERAL TOLERANCES (UNLESS SPECIFIED) ANGULAR TOL ± 1.0°			
DIVISIONAL SYMBOLS	4 PLACES ±	EC NO: 712440	2022/06/01	ZQSFP+ TO ZQSFP+ QSFP28 PASSIVE CABLE ASSEMBLY	
	3 PLACES ±	DRWN: CHETAB3	2022/06/29		
DRAFT WHERE APPLICABLE MUST REMAIN WITHIN DIMENSIONS	2 PLACES ± 0.13	CHK'D: VITTAD	2022/06/30	PRODUCT CUSTOMER DRAWING	
	1 PLACE ± 0.25	APPR: SCHANNARAYAN	2022/06/30		
THIRD ANGLE PROJECTION	0 PLACES ±	INITIAL REVISION:		DOCUMENT NUMBER	DOC TYPE
		DRWN: KNAGANNA	2016/09/12	1002970001	PSD
		APPR: ARAYBURN	2016/09/22	DOC PART	REVISION
				000	U
				MATERIAL NUMBER	CUSTOMER
				SEE P/N TABLE	GENERAL MARKET
				DRAWING	SHEET NUMBER
				D-SIZE	100297
					2 OF 3

**LABEL DETAILS**



**PART NUMBER TABLE**

MOLEX P/N	LENGTH (M)	AWG
1002971321	0.32M ± 0.02M	32
1002971015	0.5M ± 0.05M	32
1002971001	1.0M ± 0.05M	32
1002971215	1.5M ± 0.08M	32
1002971002	2.0M ± 0.08M	32
1002971031	0.3M ± 0.02M	30
1002971051	0.5M ± 0.05M	30
1002971071	0.75 ± 0.05M	30
1002971101	1.0M ± 0.05M	30
1002971132	1.25M ± 0.05M	30
1002971151	1.5M ± 0.08M	30
1002971201	2.0M ± 0.08M	30
1002971251	2.5M ± 0.08M	30
1002971301	3.0M ± 0.08M	30
1002971401	4.0M ± 0.08M	30
1002973051	0.5M ± 0.05M	26
1002973071	0.75M ± 0.05M	26
1002973101	1.0M ± 0.05M	26
1002973151	1.5M ± 0.08M	26
1002973201	2.0M ± 0.08M	26
1002973251	2.5M ± 0.08M	26
1002973301	3.0M ± 0.08M	26
1002973351	3.5M ± 0.08M	26
1002973401	4.0M ± 0.08M	26
1002973451	4.5M ± 0.08M	26
1002973501	5.0M ± 0.08M	26

P/N: 100297XXXX - MOLEX PART NUMBER (SEE P/N TABLE)

X.XX M - CABLE LENGTH IN METERS (EXAMPLES - 0.5M, 1.0M, 1.5M)  
SEE P/N TABLE FOR THE NUMBER OF DIGITS

XXAWG - CABLE SIZE IN AWG

S/N: YDDDLSSSS - SERIAL NUMBER

Y = YEAR, THE LAST DIGIT OF YEAR

DDD = DAY OF THE YEAR

L = LOCATION

1 - USA

2 - MEXICO

3 - CHINA

4 - PHILIPPINES

SSSS = SERIAL NUMBER (0001-9999)

ZQSFP+ CABLES BELOW 1M DOES NOT MEET ALL IEEE 802.3bj PARAMETERS

<b>FUNCTIONAL SYMBOLS</b> FA = 0 FC = 0 FP = 0 <b>DIVISIONAL SYMBOLS</b>	THIS DRAWING CONTAINS INFORMATION THAT IS PROPRIETARY TO MOLEX ELECTRONIC TECHNOLOGIES, LLC AND SHOULD NOT BE USED WITHOUT WRITTEN PERMISSION		CURRENT REV DESC: SHEET 3 : ADDED NEW PN 1002973451 IN PN TABLE		  ZQSFP+ TO ZQSFP+ QSFP28 PASSIVE CABLE ASSEMBLY  PRODUCT CUSTOMER DRAWING			
	DIMENSION UNITS: <b>mm</b> SCALE: 1.5:1	GENERAL TOLERANCES (UNLESS SPECIFIED)		EC NO: 712440 DRWN: CHETAB3 2022/06/01 CHK'D: VITTAD 2022/06/29 APPR: SCHANNARAYAN 2022/06/30				
	ANGULAR TOL ± 1.0° 4 PLACES ± 3 PLACES ± 2 PLACES ± 0.13 1 PLACE ± 0.25 0 PLACES ±	INITIAL REVISION: DRWN: KNAGANNA 2016/09/12 APPR: ARAYBURN 2016/09/22		DOCUMENT NUMBER		DOC TYPE	DOC PART	REVISION
	DRAFT WHERE APPLICABLE MUST REMAIN WITHIN DIMENSIONS THIRD ANGLE PROJECTION		DRAWING: <b>D-SIZE</b> SERIES: <b>100297</b>	MATERIAL NUMBER		CUSTOMER	SHEET NUMBER	
DOCUMENT STATUS: P1 RELEASE DATE: 2022/06/30 10:21:00		SEE P/N TABLE	GENERAL MARKET	3 OF 3				