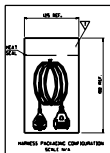
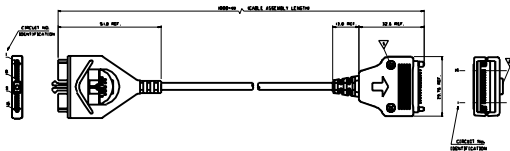
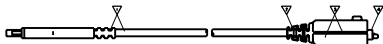


BILL OF MATERIALS			
QTY	ASSEMBLY SYMBOL	DESCRIPTION	PART NO. SEE NOTE
1	ASSEMBLY	2 PIN POINTS CONNECTION 2 2-DIGIT CABLE ASSEMBLY	9200-0003 1, 9
1	WHELL	OVERMOLDED CONNECT	9200-0020 2
1	WHELL	LOWER LABEL	9200-0000 2
1	WHELL	SMALL POINTS CONNECT WHT	9201-0001 1, 2
2	NO PRELIMED SUPPLIES	SELF TAPPING SCREWS	9200-0001
1	NO PRELIMED SUPPLIES	PCB ASSEMBLY POINTS WHELLS	9204-0002 6
1	NO PRELIMED SUPPLIES	PLASTIC BAG	927-0-0000 9
1	WHELL	LATCH ACTUATOR	9200-0004 3

CIRCUIT DIAGRAM			
POINT NO.	CONDUCTOR	DESCRIPTION	COLOR KEY
1	---	---	BLACK
2	---	---	WHITE
3	---	---	RED

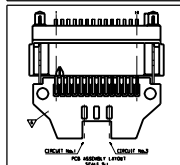


QTY	ASSEMBLY SYMBOL	DESCRIPTION	PART NO.
1	ASSEMBLY	2 PIN POINTS CONNECTION 2 2-DIGIT CABLE ASSEMBLY	9200-0003 1, 9
1	WHELL	OVERMOLDED CONNECT	9200-0020 2
1	WHELL	LOWER LABEL	9200-0000 2
1	WHELL	SMALL POINTS CONNECT WHT	9201-0001 1, 2
2	NO PRELIMED SUPPLIES	SELF TAPPING SCREWS	9200-0001
1	NO PRELIMED SUPPLIES	PCB ASSEMBLY POINTS WHELLS	9204-0002 6
1	NO PRELIMED SUPPLIES	PLASTIC BAG	927-0-0000 9
1	WHELL	LATCH ACTUATOR	9200-0004 3



ASSEMBLY SYMBOL
WHELL SYMBOL
POINT SYMBOL

PRE-RELEASE
REFERENCE
USE ONLY



NOTES:
1. PARTS WITH WHIRL SYMBOL INDICATE CONNECTION.
2. USE PRODUCT SPECIFICATION PG-9200-0004.
3. ONLY AVAILABLE FROM WHELL AS PART OF A CABLE ASSEMBLY.
4. SUPPLIER OR CUSTOMER APPROVED EQUIVALENT.
5. PARTS TO BE CABLE FITTED, PREVENTIVELY.
6. POINTS IN BRACKET ARE HEAT SEALS.
7. PCB CORRESPONDS TO STANDARD BRASSING NO. 92-0000 SUPPLIER BY CUSTOMER.

ASSEMBLY SYMBOL
WHELL SYMBOL
POINT SYMBOL

9200-0003 9200-0002 9201-0001 9204-0002

MODIFICATION RECORD INDEX				
REV.	DATE	BY	DESCRIPTION	APPROVED BY
1	10/10/68	JAC	INITIAL RELEASE	
2	10/10/68	JAC	VARIOUS REVISIONS	
3	10/10/68	JAC	TIME USED	
4	10/10/68	JAC	NOTE 6 ADDED	
5	10/10/68	JAC	SMALLER ACTUATOR WHELL	

LEVEL CHART

LEVEL	SYMBOL	DESCRIPTION
1	ASSEMBLY	2 PIN POINTS CONNECTION 2 2-DIGIT CABLE ASSEMBLY
2	WHELL	OVERMOLDED CONNECT
3	WHELL	LOWER LABEL
4	WHELL	SMALL POINTS CONNECT WHT
5	NO PRELIMED SUPPLIES	SELF TAPPING SCREWS
6	NO PRELIMED SUPPLIES	PCB ASSEMBLY POINTS WHELLS
7	NO PRELIMED SUPPLIES	PLASTIC BAG
8	WHELL	LATCH ACTUATOR