


**Features:**

- High performance for low cost
- Complete welded terminations
- Tinned copper leads
- High temperature silicone coating
- Flameproof feature meets UL1412
- Bulk packaging available – contact Stackpole for package quantities
- 100% RoHS compliant and lead free without exemption
- Halogen free
- REACH compliant



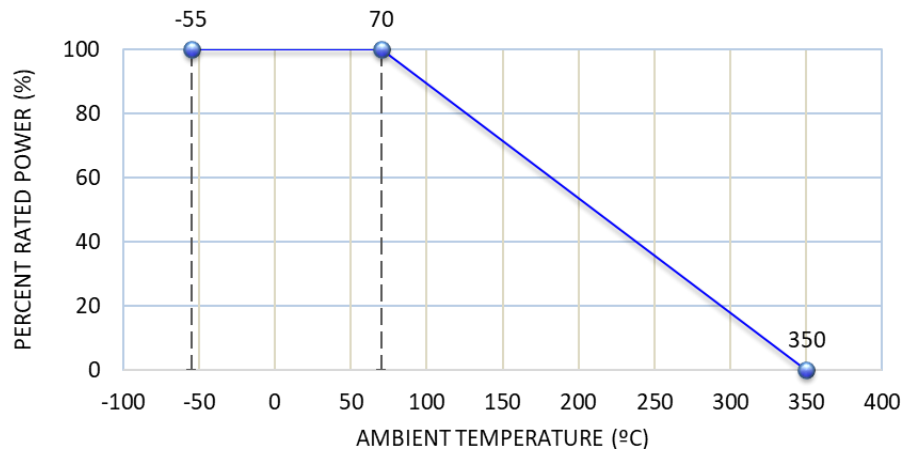
Electrical Specifications				
Type/Code	Dielectric Strength (V)	Power Rating (W) @ 25°C	TCR (ppm/°C)	Ohmic Values (Ω) and Tolerance
SP3A	1000	4	± 20	10 - 100
				5%

Max Voltage Rating =  $\sqrt{P \cdot R}$

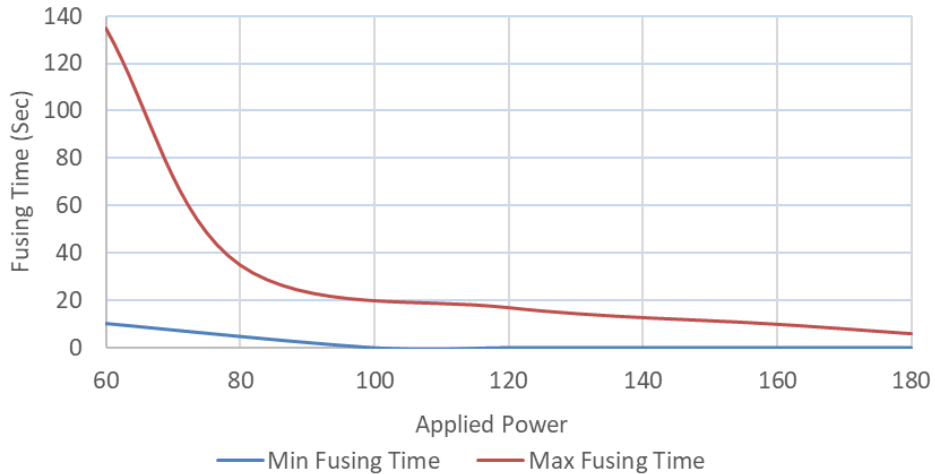
Mechanical Specifications					
Type/Code	A	B	C	D (Bulk)(1)	Unit
SP3A	0.500 ± 0.062 12.70 ± 1.57	0.218 ± 0.031 5.54 ± 0.79	0.032 ± 0.002 0.81 ± 0.05	1.500 typ. 38.10 typ.	inches mm

(1) See Packaging Specifications for lead length dimension for tape and reel packaged product  
Operating Temperature: -55°C to + 350°C

**Power Derating Curve:**



Fusing Time:



**Recommended Solder Profile**

This information is intended as a reference for solder profiles for Stackpole resistive components. These profiles should be compatible with most soldering processes. These are only recommendations. Actual numbers will depend on board density, geometry, packages used, etc., especially those cells labeled with “\*”.

**100% Matte Tin / RoHS Compliant Terminations**

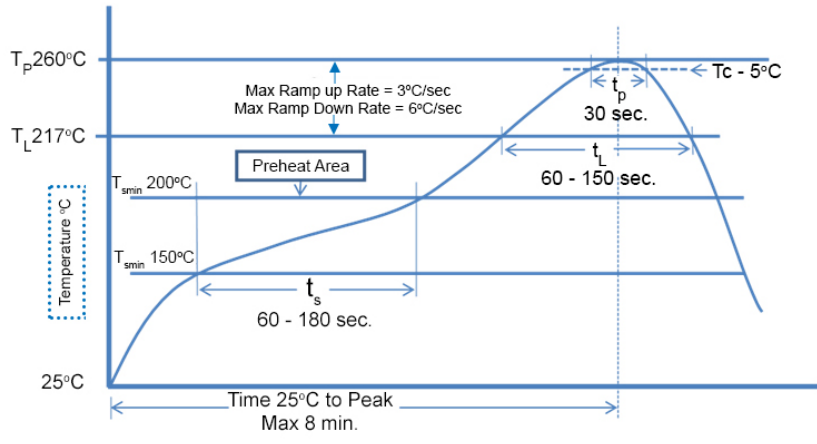
Soldering iron recommended temperatures: 330°C to 350°C with minimum duration.  
Maximum number of reflow cycles: 3.

Wave Soldering			
Description	Maximum	Recommended	Minimum
Preheat Time	80 seconds	70 seconds	60 seconds
Temperature Diff.	140°C	120°C	100°C
Solder Temp.	260°C	250°C	240°C
Dwell Time at Max.	10 seconds	5 seconds	*
Ramp DN (°C/sec)	N/A	N/A	N/A

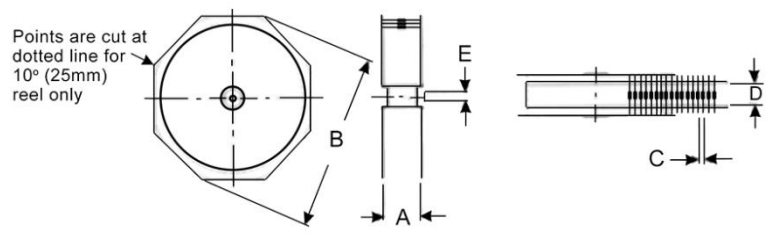
Temperature Diff. = Difference between final preheat stage and soldering stage.

Convection IR Reflow			
Description	Maximum	Recommended	Minimum
Ramp Up (°C/sec)	3°C/sec	2°C/sec	*
Dwell Time > 217°C	150 seconds	90 seconds	60 seconds
Solder Temp.	260°C	245°C	*
Dwell Time at Max.	30 seconds	15 seconds	10 seconds
Ramp DN (°C/sec)	6°C/sec	3°C/sec	*

**Recommended Lead Free Resistor Reflow Profile**



**Packaging Specifications**



Type/Code	A max <sup>(1)</sup>	B max	C	D <sup>(2)</sup>	Tape	Unit
SP3A	2.063	11.000	0.394 ± 0.020	2.063 ± 0.079	0.250	inches
	52.40	279.40	10.00 ± 0.50	52.40 ± 2.00	6.35	mm

- Dimension "E": This is a non-critical dimension that does not have a tolerance in the standard.  
Range of diameters is from 0.547 inches (13.90 mm) to 1.500 inches (38.10 mm).
- (1) Reference value only. The "A" dimension shall be governed by the overall length of the taped component.  
The distance between flanges shall be 0.059 inches (1.50 mm) to 0.315 (8.00 mm) greater than the overall component.
  - (2) The given dimension "D" expresses the standard width spacing. A 26 mm narrow spacing is available as option "N" packaging code.

**RoHS Compliance**

Stackpole Electronics has joined the worldwide effort to reduce the amount of lead in electronic components and to meet the various regulatory requirements now prevalent, such as the European Union's directive regarding "Restrictions on Hazardous Substances" (RoHS 3). As part of this ongoing program, we periodically update this document with the status regarding the availability of our compliant components. All our standard part numbers are compliant to EU Directive 2011/65/EU of the European Parliament as amended by Directive (EU) 2015/863/EU as regards the list of restricted substances.

RoHS Compliance Status						
Standard Product Series	Description	Package / Termination Type	Standard Series RoHS Compliant	Lead-Free Termination Composition	Lead-Free Mfg. Effective Date (Std Product Series)	Lead-Free Effective Date Code (YY/WW)
SP	Fusing Wirewound Resistor	Axial	YES	100% Matte Sn	Always	Always

**“Conflict Metals” Commitment**

We at Stackpole Electronics, Inc. are joined with our industry in opposing the use of metals mined in the “conflict region” of the eastern Democratic Republic of the Congo (DRC) in our products. Recognizing that the supply chain for metals used in the electronics industry is very complex, we work closely with our own suppliers to verify to the extent possible that the materials and products we supply do not contain metals sourced from this conflict region. As such, we are in compliance with the requirements of Dodd-Frank Act regarding Conflict Minerals.

**Compliance to “REACH”**

We certify that all passive components supplied by Stackpole Electronics, Inc. are SVHC (Substances of Very High Concern) free and compliant with the requirements of EU Directive 1907/2006/EC, “The Registration, Evaluation, Authorization and Restriction of Chemicals”, otherwise referred to as REACH. Contact us for complete list of REACH Substance Candidate List.

**Environmental Policy**

It is the policy of Stackpole Electronics, Inc. (SEI) to protect the environment in all localities in which we operate. We continually strive to improve our effect on the environment. We observe all applicable laws and regulations regarding the protection of our environment and all requests related to the environment to which we have agreed. We are committed to the prevention of all forms of pollution.

**How to Order**

