

PAGE 1/2

ISSUE 10-07-19

SERIE : SPnT

PART NUMBER : R573J23410

RF CHARACTERISTICS

Number of ways : 4
 Frequency range : 0 - 50 GHz
 Impedance : 50 Ohms

Frequency (GHz)	DC - 6	6 - 12.4	12.4 - 18	18 - 26.5	26.5 - 40	40 - 50
VSWR max	1.30	1.40	1.50	1.70	1.90	2.20
Insertion loss max	0.20 dB	0.40 dB	0.50 dB	0.70 dB	0.90 dB	1.20 dB
Isolation min	70 dB	60 dB	60 dB	55 dB	50 dB	50 dB
Average power (*)	40 W	30 W	25 W	15 W	5 W	3 W

ELECTRICAL CHARACTERISTICS

Actuator : LATCHING
 Nominal current ** : 125 mA / RESET : 500 mA ****
 Actuator voltage (Vcc) : 28V (24 to 30V) / POSITIVE COMMON
 Terminals : solder pins (250°C max. / 30 sec.)

MECHANICAL CHARACTERISTICS

Connectors : 2.4mm female (According to IEEE STD 287)
 Life : 2 million cycles per position
 Switching Time*** : < 15 ms
 Construction : Splashproof
 Weight : < 180 g

ENVIRONMENTAL CHARACTERISTICS

Operating temperature range : -25°C to +70°C
 Storage temperature range : -40°C to +85°C

- (* Average power at 25°C per RF Path)
 (** At 25° C ±10%)
 (***) Nominal voltage ; 25° C)
 (**** Reset : supply voltage time 1sec. max. / duty cycle 10%)



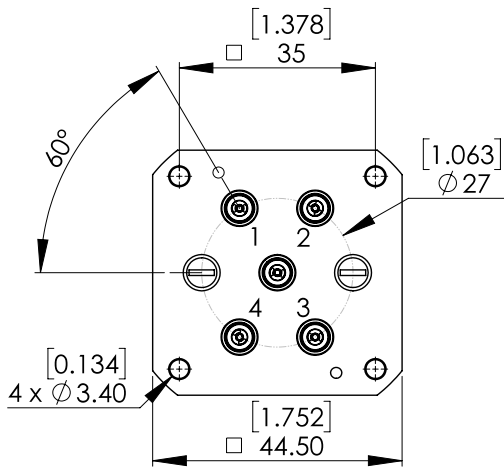
PAGE 2/2

ISSUE 10-07-19

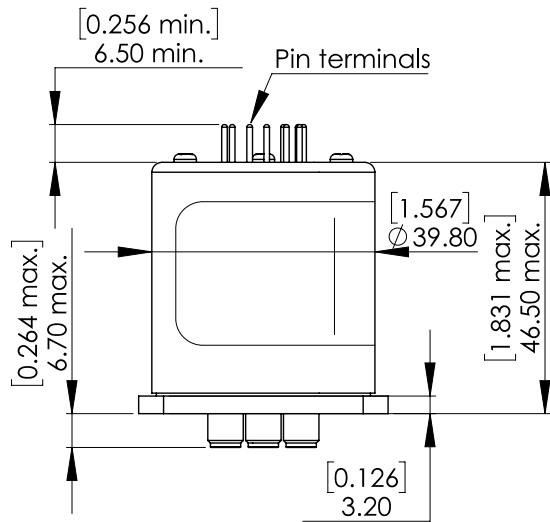
SERIE : SPnT

PART NUMBER : R573J23410

DRAWING

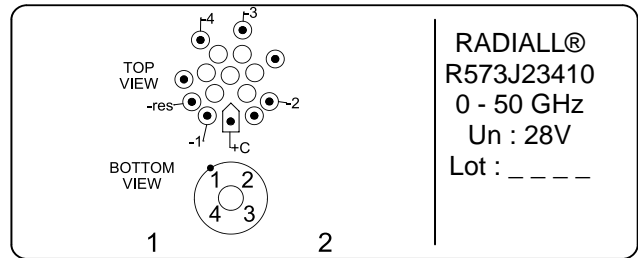


Voltage	RF Continuity
+C -RESET	All ports open
+C -1	IN ↔ 1
+C -2	IN ↔ 2
+C -3	IN ↔ 3
+C -4	IN ↔ 4



General tolerances : ±0,5 mm [0,02 in]

LABEL



SCHEMATIC DIAGRAM

