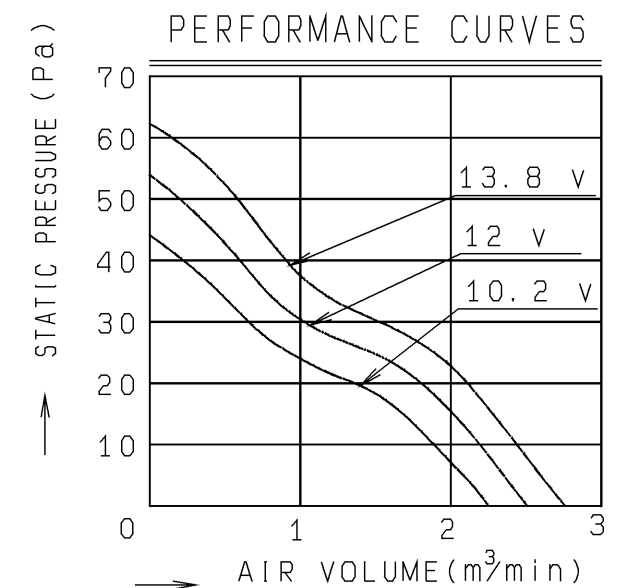


LEAD WIRE  
UL1007 AWG24  
⊕ RED  
⊖ BLACK  
Ⓢ (SENSOR) YELLOW

Rated Voltage	12 V. DC
Operating Voltage	Rated Voltage ±15%
Rated Current	0.55 A Max at 12 V. DC
Rated Speed	2800 min <sup>-1</sup> at 12 V. DC (Nominal)
Insulating Resistance	10 MΩ Min at 500 V DC Note. 2
Dielectric Strength	One minute at 500 V AC 50/60 Hz Note. 2
Operating Temp. Range	-10 °C~+60 °C
sound pressure level	40 dB[A] (Nominal) Note. 1
Mass	210 g
Material	Frame, Impeller   Plastics

Note 1. The sound pressure level which is measured at the place of 100 cm distance from motor surface.  
 Note 2. The value which is measured between the lead wires and the frame.  
 Note 3. Locked rotor protection  
 Overcurrent limiting circuit protects from damage of locked rotor condition at the operating voltage.  
 Note 4. Sensor specification is regard to 9D0001H012.

REFERENCE ONLY



G	E0078918	06-11-13	承認 APPROVED BY <i>K. Miyakawa</i> 06-11-13	12 V H SPEED LOCK SENSOR
F	E0058032	03-12-05		
E	E0044498	01-10-31	單位 UNIT m m	名稱 TITLE SAN ACE 120(P) RIBBED
D	E0030333	99-12-02		
A	1ST DWG K.M	89-04-05	尺度 SCALE 設計 DESIGNED BY A.JIMA	圖番 DWG NO. 109P1212H4D01
記号 REV.	記事 DESCRIPTION	日付 DATE		
山洋電気株式会社 SANYO DENKI CO., LTD.			10010132,0002	

A3G-F1

# SENSOR SPECIFICATION FOR BRUSHLESS DC FAN

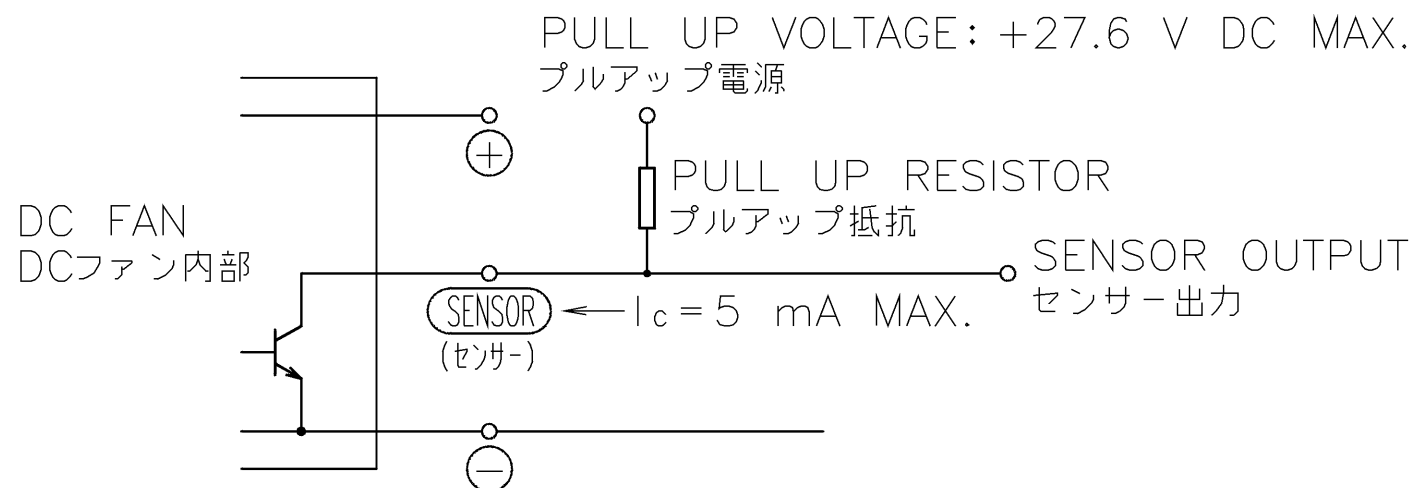
## ブラシレスDCファン センサー仕様

1. OUTPUT CIRCUIT - OPEN COLLECTOR  
出力回路 - オープンコレクタ

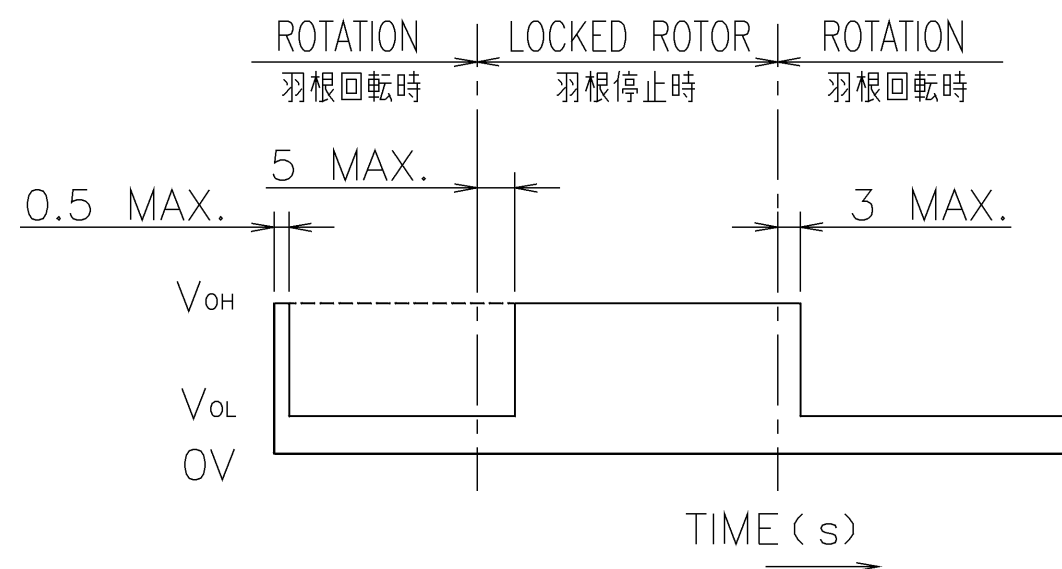
2. SPECIFICATION  
仕様

$$V_{CE} = +27.6 \text{ V DC MAX.}$$

$$I_c = 5 \text{ mA MAX. (} V_{OL} = V_{CE}(\text{SAT}) = 0.6 \text{ V MAX.)}$$



3. WAVEFORM OF SENSOR OUTPUT  
センサー出力波形



NOTE : OUTPUT COMES QUITE  $V_{OL}$  LEVEL WITHIN 0.5 s.  
AFTER OPERATING POWER SUPPLIED TO FAN.

注. 出力が完全に  $V_{OL}$  になる時間は電源投入後、0.5 s以下。

G	E0036053	00-09-01	承認 APPROVED BY <i>K. Watanabe</i> 00-09-25	LOCK SENSOR ロックセンサー
F	E0035505	00-08-04		
E	E0016073	98-04-15	単位 UNIT m m	名称 TITLE SENSOR SPECIFICATION BLDCファン センサー仕様
D	ECN-F-1860	94-04-15		
A	新規作成 村田	88-11-19	尺度 SCALE 設計 DESIGNED BY K. MATANABE 00-09-01	REV. 1
記号 REV.	記事 DESCRIPTION	日付 DATE		
山洋電気株式会社 SANYO DENKI CO., LTD.			図番 DWG. NO. 9D0001H012	REV. 1
			00003241	