



# PRODUCT SPECIFICATION

## ALKALINE N SIZE BATTERY

Type Designation: LR1 / N size

Prepared by : 裴俊

Checked by : 張 亮

Approved by : 裴俊

Issued Date : 2016-03-16



### 1. Scope:

This specification is applicable to Atomic alkaline cell, LR1 (Mercury & Cadmium & Lead free)

### 2. Law & Regulation Compliances:

This product complies with EU's battery directive (2013/56/EU).

Packaging materials comply with EU's directive on packaging materials and waste (94/62/EC)

### 3. General:

#### 3.1 Type designation

IEC/ JIS	LR1
ANSI	910A
Other	N

#### 3.2 Chemical system: Zn/KOH-H<sub>2</sub>O/MnO<sub>2</sub>

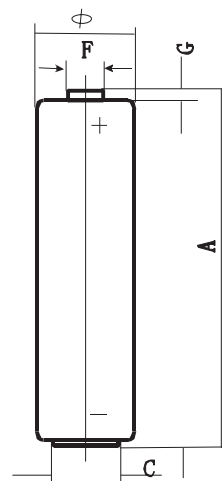
#### 3.3 Nominal voltage: 1.5 V

#### 3.4 Weight: Approximate 9.0 g

#### 3.5 Dimension (mm)

The dimensions shall be in accordance with the below figures both prior to and after service output test.  
Measuring equipment shall be with an accuracy  $\pm 0.05\text{mm}$  at least.

/	min	max
$\Phi$	10.9	12.0
A	29.1	30.2
C	5.0	-
F	-	4.0
G	0.5	-



#### 3.6 Capacity: Approximate 880mAh (300 $\Omega$ , 12h/d, 20 , e.v.= 0.9V)

3.7 Operation temperature : -18 ~50  
 Recommend storage temperature : Not exceed 30

#### 3.8 Heavy Metal Contents: Hg $\leq$ 1 ppm, Cd $\leq$ 20ppm, Pb $\leq$ 40ppm

#### **4. Appearance**

The battery visually inspected by unaided eye 30cm away from battery. The battery shall be free from dents, scratch, rust and extruded internal compounds, such as sealing compounds and etc, and serious displacement of artwork. Appearance defects shall not be observed that may adversely affect actual use or performance of batteries.

#### **5. Electrical Characteristics**

Unless otherwise stated, all measurements are to be performed at a **Standard Environment** of

**20 ± 2°C**  
**55 ± 20% RH.**

All samples are normalized for 8 hours at least at the above environment prior to measurement. The digital voltmeter (DCM) is with the precision of 1mV (internal resistance not less than 1 Megohm). The load resistance of the total circuit is accurate within ±0.5% of the specified value.

##### 5.1 Open circuit voltage and closed circuit voltage (Load resistance 3.9Ω, 0.3S)

/		<b>OCV(V)</b>	<b>CCV(V)</b>	<b>S.C.(A) (reference)</b>
Initial	Min	1.57	1.25	3.5
	Normal	1.60	1.40	5.0
Stored 1 year	Min	1.55	1.10	2.5
	Normal	1.57	1.25	4.5

##### 5.2 Service output

Load		<b>20Ω</b>	<b>5.1Ω</b>	<b>300Ω</b>	<b>3000Ω 24h/d</b>
Test mode		<b>24h/d</b>	<b>5min/d</b>	<b>12h/d</b>	<b>10Ω 5s/h</b>
End voltage		<b>0.9V</b>	<b>0.9V</b>	<b>0.9V</b>	<b>0.9V</b>
Unit		h	m	h	h
Initial	MAD	11.0	110	208	1120
	Normal	12.5	140	215	1150
Stored 1 year	MAD	9.5	90	185	1050
	Normal	11.0	110	200	1110

m: minute    h: hour    d: day

Remark: 1) The initial discharge test shall commence within 30 days of manufacture. During stored period, the cells shall be stored under 20±2°C & RH 55±20% conditions.

2) Lot release service output test is conducted by 20Ω continuous discharging to 0.9volts  
- The batteries shall not leak during the service life test before the end voltage reached.

3) The pulse load of 10 Ω alone shall be applied across the battery. It is the effective load. It is not added in series or parallel to the 3 000 Ω background load.

- 4) MAD: minimum average duration--our guarantee discharge value.
- 5)Normal: normal data, it's our normal daily value, battereis dicharge value are on this as base to be upper or lower.

## **6. Leakage Resistance**

### 6.1 Over discharge leakage test

Test conditions: 20±2°C & RH 55±20%, 20Ω continuous discharge 48h.

Number of test samples: 9 batteries

Requirement: No visible leakage; No explosion.

### 6.2 High temperature leakage test

Test conditions: store 20 days under 60±2°C, then store 4~24h under standard environment.

Number of test samples: 24 batteries

Requirement: No visible leakage; No explosion.

## **7. Security Characteristics**

### 7.1 User Drop Test

This test simulates the situation when a battery is accidentally dropped.

Test conditions: Undischarged test batteries shall be dropped from a height of 1 m onto a concrete surface. Each test battery shall be dropped six times, twice in each of the three axes. The test batteries shall be stored for 1 h afterwards.

Number of test sets: 5 batteries

Requirement: No fire, No explosion.

### 7.2 Short-circuit explosion-proof characteristics

This test simulates an external short circuit of a battery during daily handling of batteries.

Test conditions: Positive and negative terminals of an undischarged battery shall be connected directly. The circuit shall be completed for 24 h or until the battery case temperature has returned to ambient. The resistance of the inter-connecting circuitry shall not exceed 0,1 Ω.

Number of test samples: 5 batteries

Requirement: No fire or explosion; Leakage is allowable.

### 7.3 Incorrect installation

This test simulates incorrect installation of a battery in a series application.

Test conditions: 4 undischarged batteries are used per test. 3 batteries are placed correctly in series; the 4<sup>th</sup> battery is reversed with respect to polarity. The circuit is maintained until venting occurs or the reversed battery temperature has returned to ambient.

Number of test sets: 5 (20 batteries)

Requirement: No fire or explosion; Leakage is allowable.

## **8. Expiry Date:**

5 years

**9. Expiry Date Marking:**

9.1 Unless otherwise specified, each battery will carry a manufacturing date code followed by month and year of manufacturing for domestic and manufacturing date code followed by month and year of expiry for export. (Shelf life 5 years)

**10. Packaging Requirements**

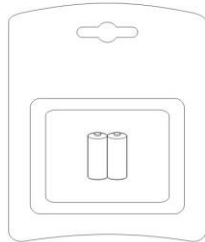
10.1 The total of heavy metal lead, cadmium, mercury, and hexavalent chromium concentration shall not exceed 100 ppm in Packaging materials and printing inks. Ozone depleting substances (ODS) shall not be used in the manufacturing of any packaging.

The printing on each cell label is legible and permanent. Label defects, if any, shall conform to mutually agreed upon limit samples.

10.2 It is recommended that packaging for shipment and sales according with Packaging Specification of Pairdeer alkaline cell. For example, 2pcs cells in a blister, 30 blisters in a display box, 4\*2\*1 display boxes in a final outer carton, and 4\*2\*6 outer cartons on a pallet. Flow chart as next page:

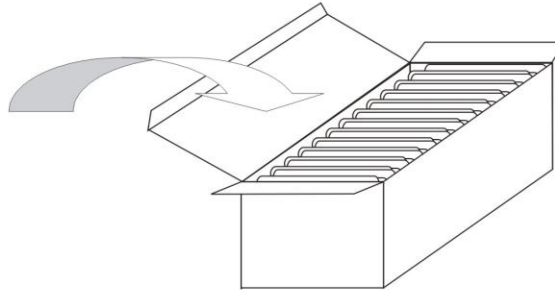
10.3 Otherwise packaging for shipment and sales shall conform to the mutually agreed to Packaging Specification of the designated customers.

1



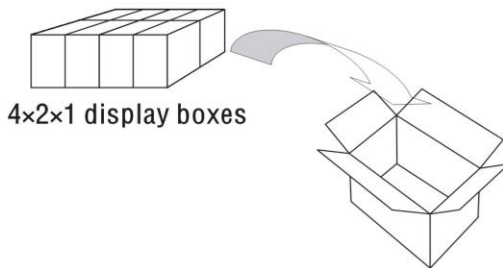
LR1 2pcs-card

2



30 cards in a display box

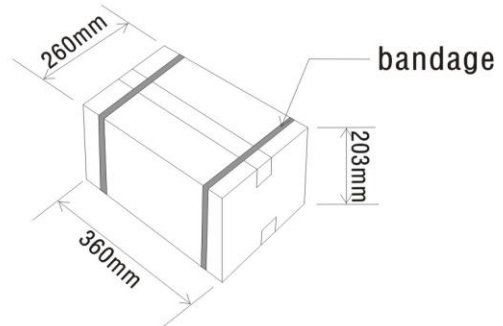
3



4x2x1 display boxes

outer carton

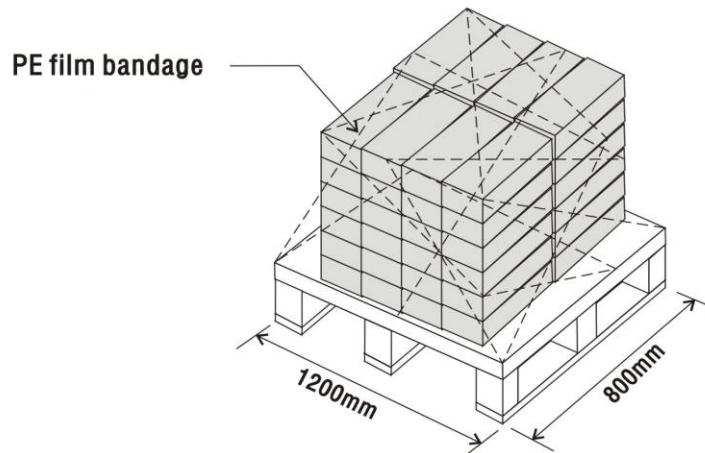
4



bandage

Gross weight: about 7.3kg

5



PE film bandage

(4x2x6) outer boxes

**11. Component / Information of Ingredients**

Chemical Nature: Alkaline zinc-manganese dioxide batteries

MATERIALS	APPROXIMATE PERCENT OF TOTAL WEIGHT (%)	CAS NO.	MATERIALS	APPROXIMATE PERCENT OF TOTAL WEIGHT (%)	CAS NO.
Manganese Dioxide (MnO <sub>2</sub> )	~34.2	1313-13-9	Brass	~2.3	12597-71-6
Zinc Powder (Zn)	~13.5	7440-66-6	Fe	~29.5	7439-89-6
Water (H <sub>2</sub> O)	~9.5	7732-18-5	Ni-plating	~0.3	7440-02-0
Potassium Hydroxide (KOH)	~4.2	1310-58-3	Bi	~0.005	7440-69-9
Carbon	~3	7782-42-5	In	~0.005	7440-74-6

Chart 1. Discharge diagram

