

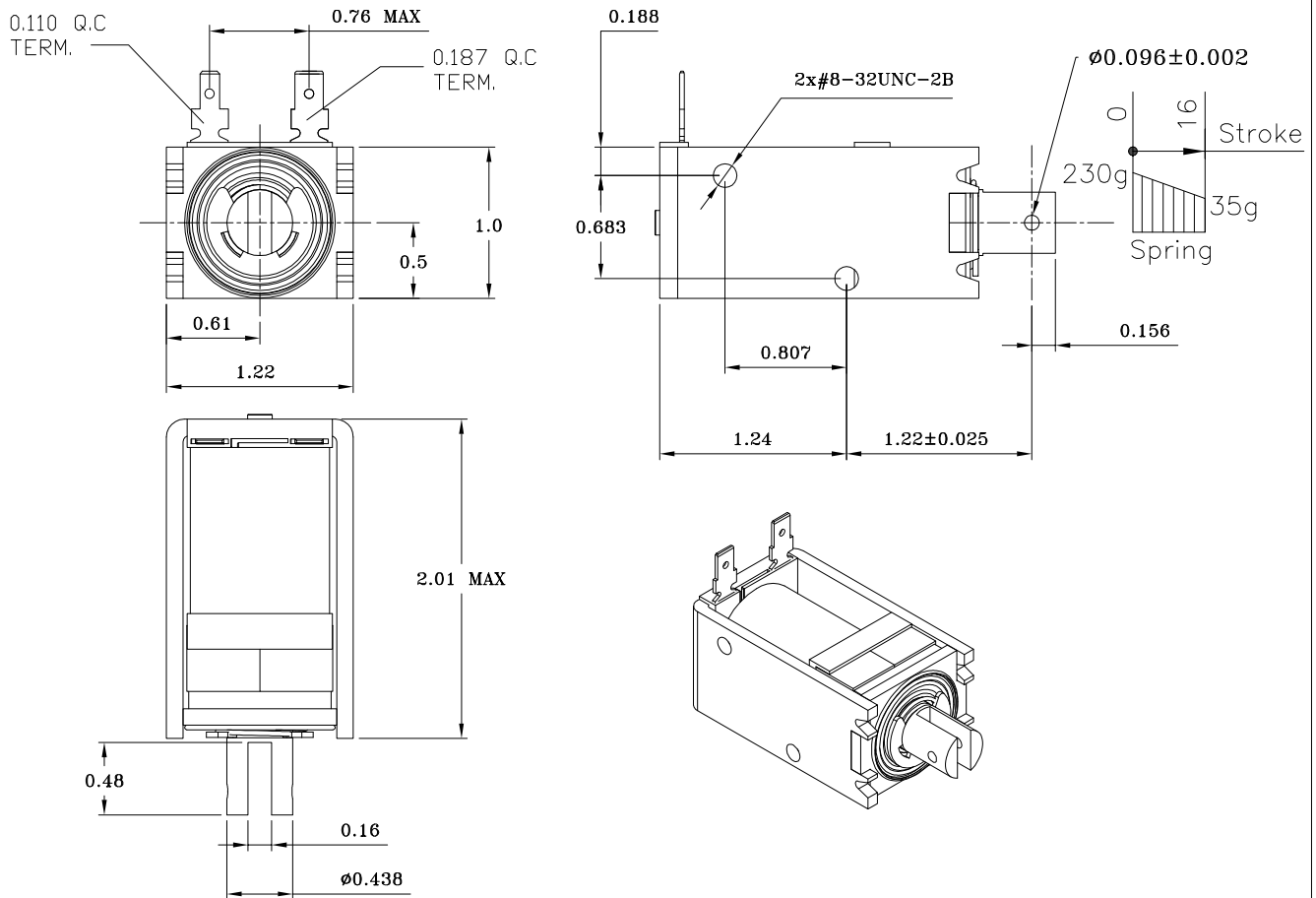
SOLENOID PRODUCT SPECIFICATION

PART No.	VOLTAGE	DUTY CYCLE	POWER (W)	CURRENT (A)	DCR (Ω) *	Release Volts
DSML-1153-12C	12 VDC	100%	7	0.6	20.0	5.5-7.5
DSML-1153-12E	12 VDC	25%, 60sec On	20	1.6	7.5	4.5-5.5
DSML-1153-12P	12 VDC	10%, 0.1sec On	70	6.0	2.0	2.0-3.0
DSML-1153-18C	18 VDC	100%	7	0.4	45.8	7.5-9.5
DSML-1153-18E	18 VDC	25%, 60sec On	20	1.1	16.8	6.0-7.5
DSML-1153-18P	18 VDC	10%, 0.1sec On	70	4.0	4.4	2.5-4.0
DSML-1153-24C	24 VDC	100%	7	0.3	82.0	11.0-13.0
DSML-1153-24E	24 VDC	25%, 60sec On	20	0.9	29.0	8.0-10.0
DSML-1153-24P	24 VDC	10%, 0.1sec On	70	3.0	8.2	3.5-5.5

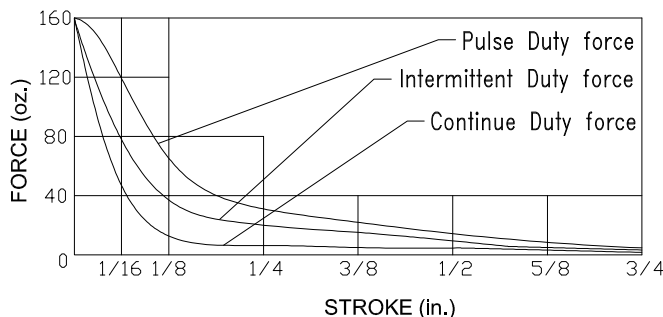

1. MECHANICAL DIMENSIONS :

DRAWING SHOWN SOLENOID ENERGIZED

* Release value are ±10% at 25°C.
 * DCR VALUES ARE ±10% AT 25°C



2. SCHEMATIC AND CONSTRUCTION :



UNIT : inch.

UNLESS TOLERANCES.

XX = ±0.02
 X.XX = ±0.01
 ANGLES = ±1°

INSULATION MATERIALS: UL CONSTRUCTION, CLASS B 130°C
 LIFE EXPECTANCY: 100K CYCLES OPERATIONS

LAYER TEST	IR. @500 Vdc.	HI-POT
(S-F) 500Vp. MIN.	COIL TO FRAME	@50/60Hz.,2mA
TEST ONLY COIL	50 MOHM MIN.	COIL TO FRAME
		1200Vac.,1s