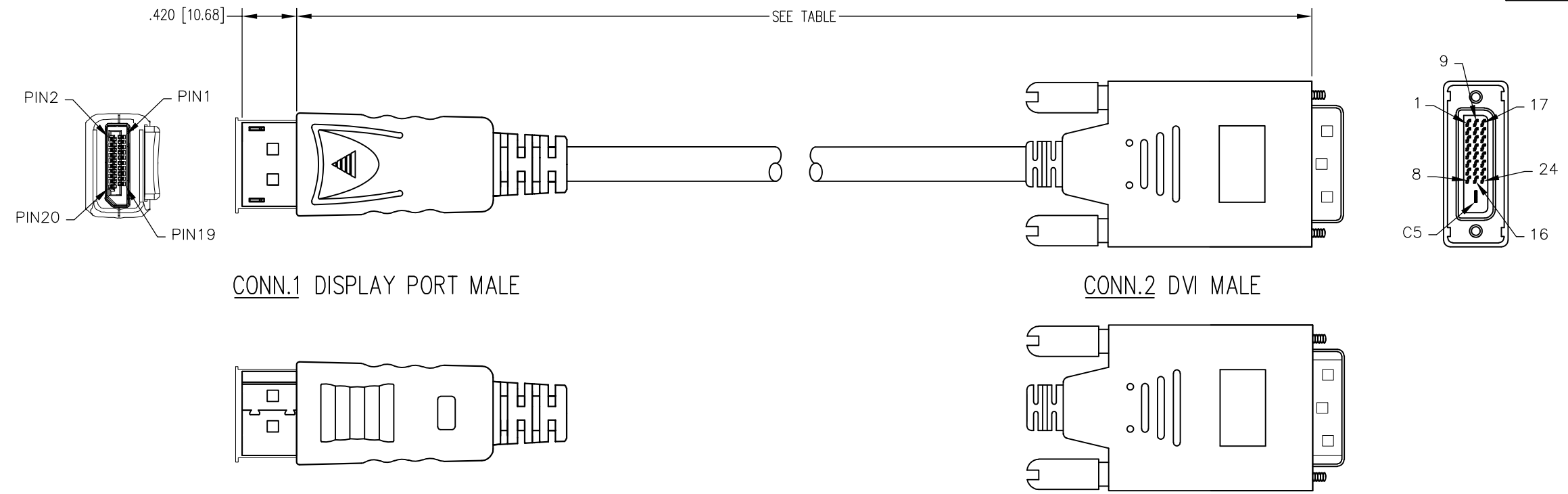
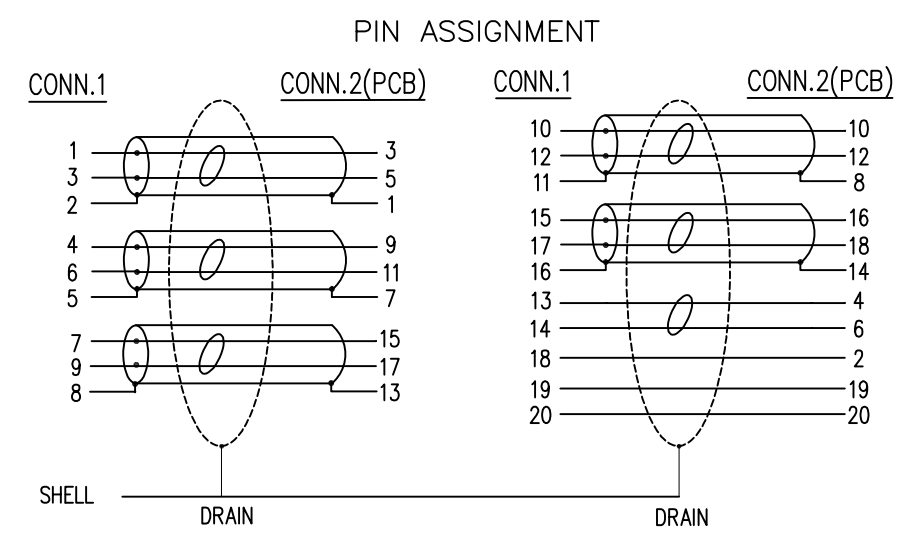


DATE	REV	ECN	APP'D. BY
5/29/19	A0	RELEASED	-
10/15/20	A1	11639	JE


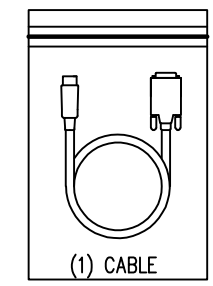


NOTES:

- SUPPORTS DISPLAYPORT 1.1 INPUT AND DVI 1.0 OUTPUT.
- CONNECTOR COMPONENTS:
 TRANSPARENT DUST COVER
 INSIDE MOLDING: PE
 STRAIN RELIEF MOLDING: 45P PVC, BLACK
 OUTSIDE MOLDING:
 DISPLAY PORT: ABS, BLACK
 DVI: 45P PVC, BLACK
 SHELL PLATING: GOLD FLASH
 CONTACT: GOLD PLATING
 SCREW: #4-40 UNC NICKEL PLATED
 DISPLAY PORT CABLE UL20276 [28AWG(7/0.127TC)
 *1P+D.W+AL+MYLAR)*5+28AWG(7/0.127TC)
 *5C+AL/MY+D.W+BD+JACKET PVC COLOR: BLACK
 OD: .29±.008 [7.3±0.2]
- ELECTRICAL TESTING:
 100% OPEN & SHORT & CONTINUITY WIRE TEST
 CONTACT RESISTANCE: 2 OHM(MAX)
 INSULATION RESISTANCE: 10M OHM(MIN)
 HI-POT TEST: DC 100V/10ms
- PACKAGING
 ONE CABLE PER BAG



P/N	LENGTH
BC-DV003F	36±0.8 [915±20]
BC-DV006F	72±1.2 [1830±30]
BC-DV010F	120±1.6 [3050±40]



THIRD ANGLE PROJECTION			206 Van Vorst Street Jersey City, NJ 07302 +1 201 432 0463 http://www.belfuse.com
DO NOT SCALE DRAWING DRAWING IS SUBJECT TO CHANGE WITHOUT NOTICE	TITLE: DISPLAY PORT MALE TO DVI MALE CABLE		
DIMENSIONS: INCHES [METRIC]	THIS DRAWING AND THE SUBJECT MATTER SHOWN THEREON ARE CONFIDENTIAL AND THE PROPRIETARY PROPERTY OF BEL FUSE, INC. AND SHALL NOT BE REPRODUCED, COPIED, OR USED IN ANY MANNER WITHOUT PRIOR WRITTEN CONSENT OF BEL FUSE, INC.	DRN BY: JMM	DATE 05/16/19
UNLESS OTHERWISE SPECIFIED TOLERANCES ARE ±.005 [0.13] ANGLES ARE ± 1°		APPD BY: ADB	DATE 05/29/19
SHEET NO. 1 OF 1		DWG NO. CT999191	REV. A1

ASSEMBLY FORMAT REV. 6/3/05

B

B

A

A