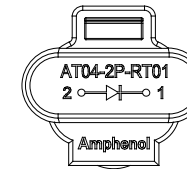
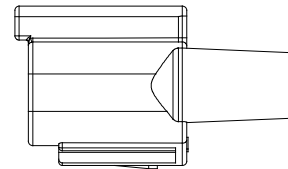
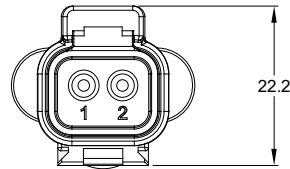
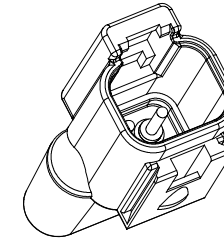
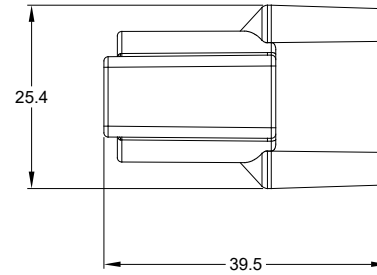
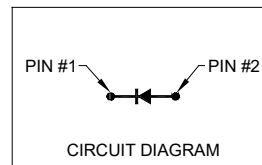


REVISIONS					
REV	ECO	DESCRIPTION	DATE	BY	APPR
A1	-	RELEASE	14MAY19	SULLEN	TOMMY



NOTES: UNLESS OTHERWISE SPECIFIED

- MATERIAL:  
HOUSING: THERMOPLASTIC, BLACK  
CONTACT: COPPER ALLOY  
CONTACT PLATING: NICKEL PLATED
- MODIFICATIONS: DIODE
- SPECIFICATIONS:  
3.1 DIODE P/N: MUR460G  
3.2 PEAK REVERSE VOLTAGE: 600.0 V MAX.  
3.3 PEAK FORWARD VOLTAGE: 1.28 V MAX.  
3.4 AVERAGE FORWARD CURRENT: 4.0 A MAX.  
3.5 OPERATING TEMPERATURE: -55°C TO +125°C  
3.6 MOISTURE RESISTANCE: IP67  
3.7 MATING CYCLE DURABILITY: 100 CYCLES  
3.8 RoHS COMPLIANT
- MATING PART: AT06-2S\*  
(\* = ALL MODIFICATIONS)
- ALL DIMENSIONS ARE FOR REFERENCE USE ONLY



AT04-2P-RT01		REF: DT04-2P-RT01	
PART NUMBER		DESCRIPTION	
ITEM		ITEM	
QUANTITY		MATERIALS LIST	
UNLESS OTHERWISE SPECIFIED: 1) All dimensions are in metric (mm). 2) Tolerances are as follows: 1 PL DEC ±0.30 2 PL DEC ±0.15 3 PL DEC ±0.08 Fractions ±1/64 Angles ±1°			
SIGNATURES		DATE	
DRAWN: SULLENZHANG		19SEP18	
CHECKED: ORION LI		19SEP18	
ENGINEER:			
APPROVAL: TOMMY XIE		19SEP18	
MATERIAL SPECIFICATIONS:		CUSTOMER:	
PROCESS SPECIFICATIONS:		THIS DRAWING IS SUPPLIED FOR INFORMATION ONLY. DESIGN FEATURES, SPECIFICATIONS AND PERFORMANCE DATA SHOWN HEREON ARE THE PROPERTY OF THE AMPHENOL CORPORATION. NO RIGHTS OF REPRODUCTION ARE IMPLIED. ALL DIMENSIONS ARE SUBJECT TO NORMAL MANUFACTURING VARIATIONS.	
NEXT ASSY:		SCALE: NONE	
SIZE: B		TYPE: C	
DWG NO: AT04-2P-RT01		REVISION: A1	
SHEET 1		OF 1	

TITLE: RECEPTACLE 2PIN, TERMINATOR, AT SERIES  
DWG NO: AT04-2P-RT01  
REV: A1  
SH: 1  
OF: 1