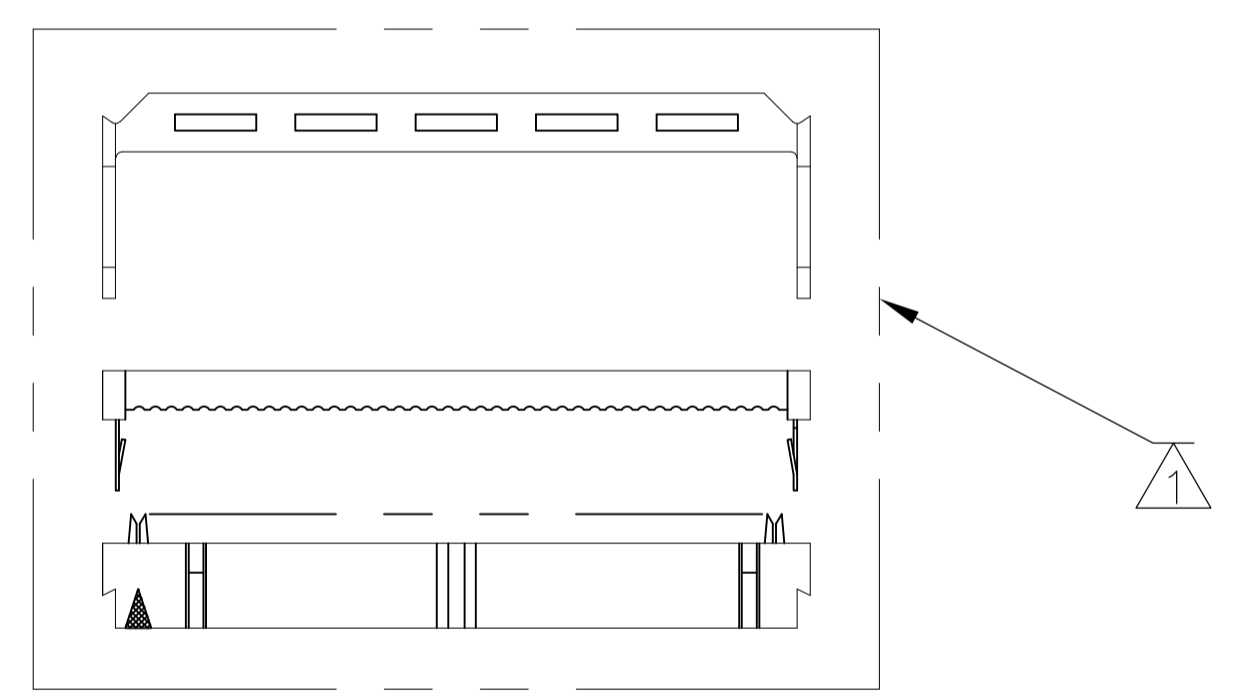

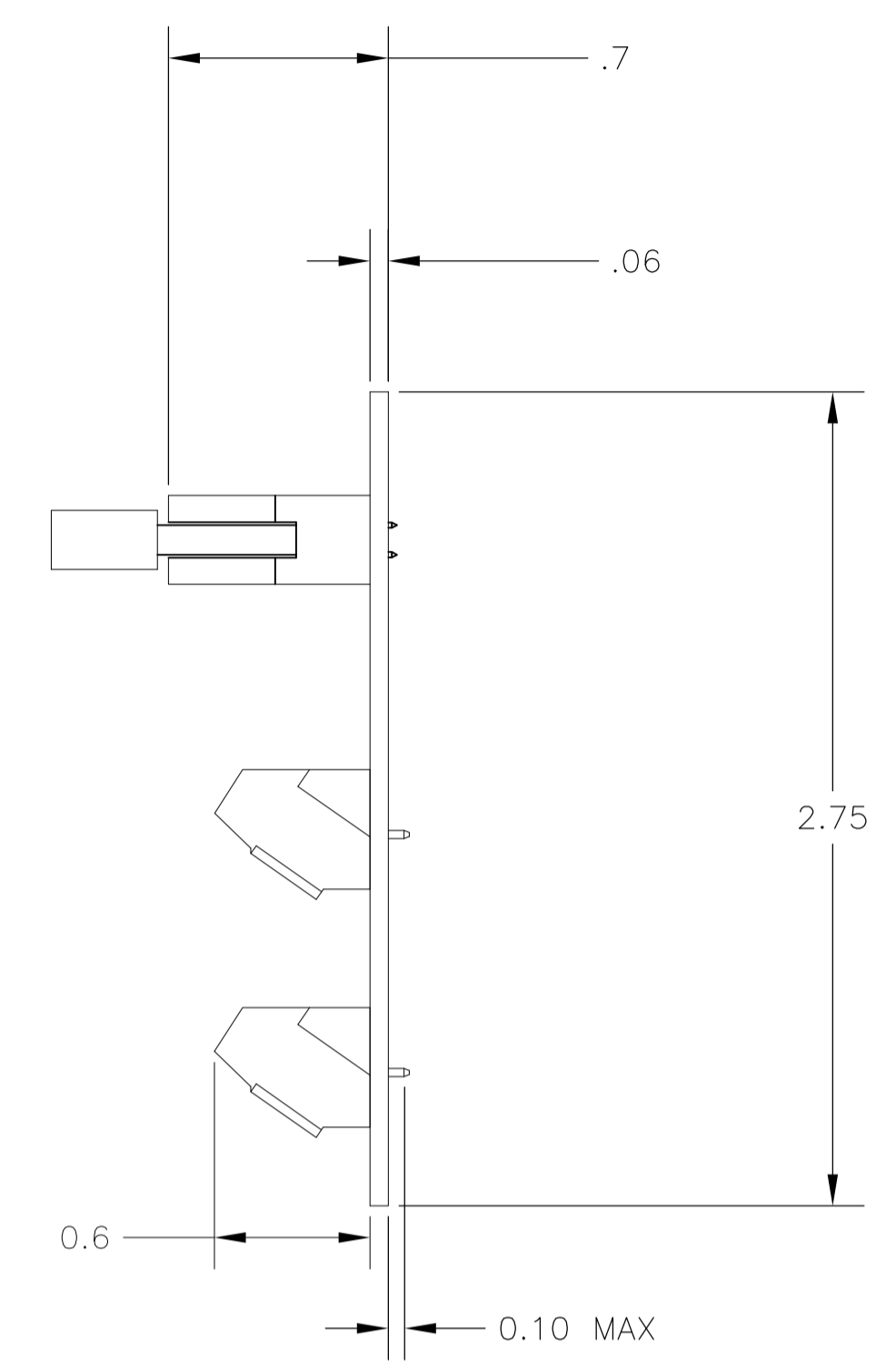
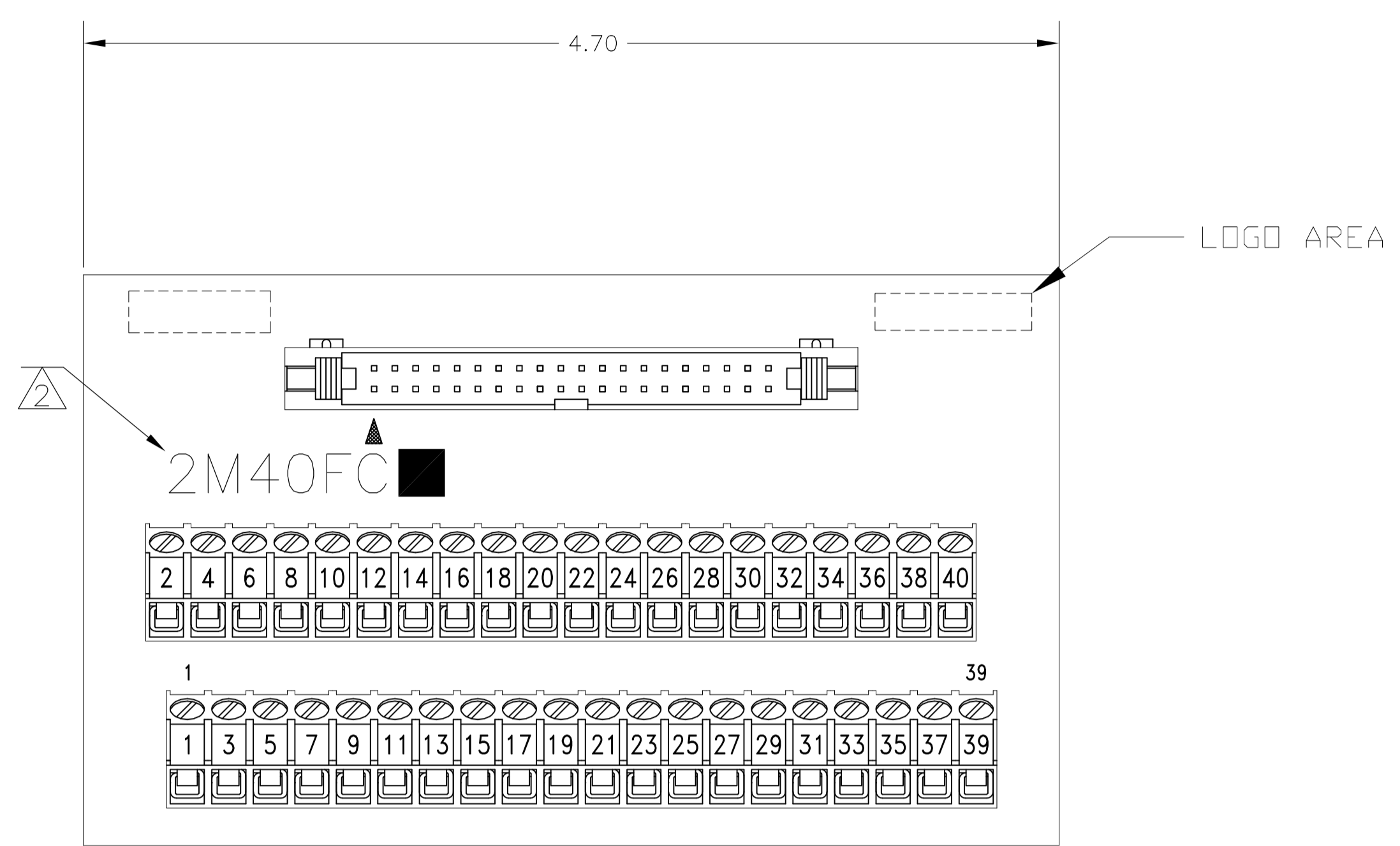


LOC	DIST	REVISIONS			
P	LTR	DESCRIPTION	DATE	DN	APVD
A1		CORRECTION OF PCB MOUNT VIEW	19JUN2015	NV	PS



HEADER:
MATERIALS:
 HEADER: COPPER ALLOY, GOLD PLATED, 94V-0 THERMOPLASTIC.
 CONNECTOR: COPPER ALLOY, GOLD PLATED, 94V-0 THERMOPLASTIC.

ELECTRICAL:
 RATING: 1 AMPERE MAX. (CONNECTOR).

MECHANICAL:
 WIRE RANGE: 26-30 AWG SOLID, 28 AWG STRANDED.

TERMINAL BLOCK:
MATERIALS:
 HOUSING: THERMOPLASTIC NYLON, BLACK, 94V-0.
 TERMINALS: COPPER ALLOY, TIN PLATED.
 SCREWS: 3M, BRASS, NICKEL PLATED.

ELECTRICAL:
 RATING: 10A, 300V(UL).

MECHANICAL:
 WIRE RANGE: 14-22 AWG.

MOUNTING:
MATERIALS:
 MOUNTING: 2TK2 AND 2TK2D SERIES SNAPTRACK (SOLD SEPARATELY).

- 1 ALL CONNECTOR/STRAIN RELIEF COMPONENTS TO BE SHIPPER LOOSE AND UNASSEMBLED.
- 2 CATALOG NUMBER MARKED HERE.
- 3 CONTAINS NO TIN-LEAD PLATING.

2M40FCL	1776640-1
2M40FC	2-1437684-6
CATALOG NO.	PART NUMBER

THIS DRAWING IS A CONTROLLED DOCUMENT.		DIN M.S. FEHER 01APR2004	
DIMENSIONS: INCHES		CHK S. YODER 01APR2004	
TOLERANCES UNLESS OTHERWISE SPECIFIED:		APVD S. YODER 01APR2004	
0. PLC	± -	NAME	
1. PLC	± .1	2M40FC ASSEMBLY	
2. PLC	± .01	PRODUCT SPEC	
3. PLC	± -	APPLICATION SPEC	
4. PLC	± -	SIZE	
ANGLES	± -	CAGE CODE	
MATERIAL	FINISH	DRAWING NO.	
		A1 00779	
CUSTOMER DRAWING		SCALE NTS	
		SHEET 1 OF 1	
		REV A1	